

**Microsoft.Examsoon.70-410.v2014-12-17.by.Phineas.390q**

Number: 70-410  
Passing Score: 700  
Time Limit: 120 min  
File Version: 12.5

Exam Code: 70-410

Exam Name: Installing and Configuring Windows Server 2012



## Exam A

### QUESTION 1

Your network contains an active directory domain named Contoso.com. The domain contains two servers named server1 and server2 that run Windows Server 2012 R2.

You create a security template named template1 by using the security template snap-in. You need to apply template1 to server2. Which tool should you use?

- A. Security Templates
- B. Computer Management
- C. Security Configuration and Analysis
- D. System Configuration

**Correct Answer: C**

**Section: (none)**

**Explanation**

**Explanation/Reference:**

Correct Answer: C

Explanation:

- A. Template was already created - Provide standard security option to use in security policies
- B. Needs to be applied at the GP level
- C. Security templates are inactive until imported into a Group Policy object or the Security Configuration and Analysis
- D. Tool to ID windows problems

<http://technet.microsoft.com/en-us/library/jj730960.aspx>

<http://windows.microsoft.com/en-us/windows-vista/using-system-configuration>

### QUESTION 2

Your network contains an active directory domain named Contoso.com. The domain contains a server named Server1 that runs Windows Server 2012 R2.

You create a group Managed Service Account named gservice1.

You need to configure a service named service1 to run as the gservice1 account.

How should you configure service1?

- A. From Services Console configure the recovery settings
- B. From a command prompt ,run sc.exe and specify the config parameter
- C. From Windows PowerShell,run Set-Service and specify the -PassThrough parameter
- D. From a command prompt ,run sc.exe and specify the sdset parameter

**Correct Answer: B**

**Section: (none)**

**Explanation**

**Explanation/Reference:**

Explanation:

Sc config, Modifies the value of a service's entries in the registry and in the Service Control Manager database.

obj= {<AccountName> | <ObjectName>}

Specifies a name of an account in which a service will run, or specifies a name of the Windows driver object in which the driver will run. The default setting is LocalSystem.

password= <Password>

Specifies a password. This is required if an account other than the LocalSystem account is used.

### QUESTION 3

Your network contains an active directory domain named Contoso.com. The domain contains 100

user accounts that reside in an organizational unit (OU) named OU1. You need to ensure that user named user1 can link and unlink Group Policy Objects(GPOs) to OU1. The solution must minimize the number of permissions assigned to user1. What should you do?

- A. Run the Delegation of Control Wizard on the Policies containers
- B. Run the Set-GPPermission cmdlet
- C. Run the Delegation of Control Wizard on OU1
- D. Modify the permission on the user1 account

**Correct Answer: C**

**Section: (none)**

**Explanation**

**Explanation/Reference:**

- A. Not minimum permissions
- B. Grants a level of permissions to a security principal for one GPO or all the GPOs in a domain C. Minimizes delegated permission to a single OU
- D. Will not allow GPO changes to the OU

Delegation of Control Wizard

The following are common tasks that you can select to delegate control of them:

Create, delete, and manage user accounts

Reset user passwords and force password change at next logon Read all user information

Modify the membership of a group

Join a computer to a domain

Manage Group Policy links

Generate Resultant Set of Policy (Planning)

Generate Resultant Set of Policy (Logging)

Create, delete, and manage inetOrgPerson accounts

Reset inetOrgPerson passwords and force password change at next logon Read all inetOrgPerson information

#### **QUESTION 4**

You have a server named Server1 that runs Windows Server 2012 R2. Server1 has 2 dual-core processors and 16 GB of RAM.

You install the Hyper-V server role in Server1.

You plan to create two virtual machines on Server1.

You need to ensure that both virtual machines can use up to 8 GB of memory. The solution must ensure that both virtual machines can be started simultaneously.

What should you configure on each virtual machine?

- A. Dynamic Memory
- B. NUMA topology
- C. Memory weight
- D. Resource Control

**Correct Answer:**

**Section: (none)**

**Explanation**

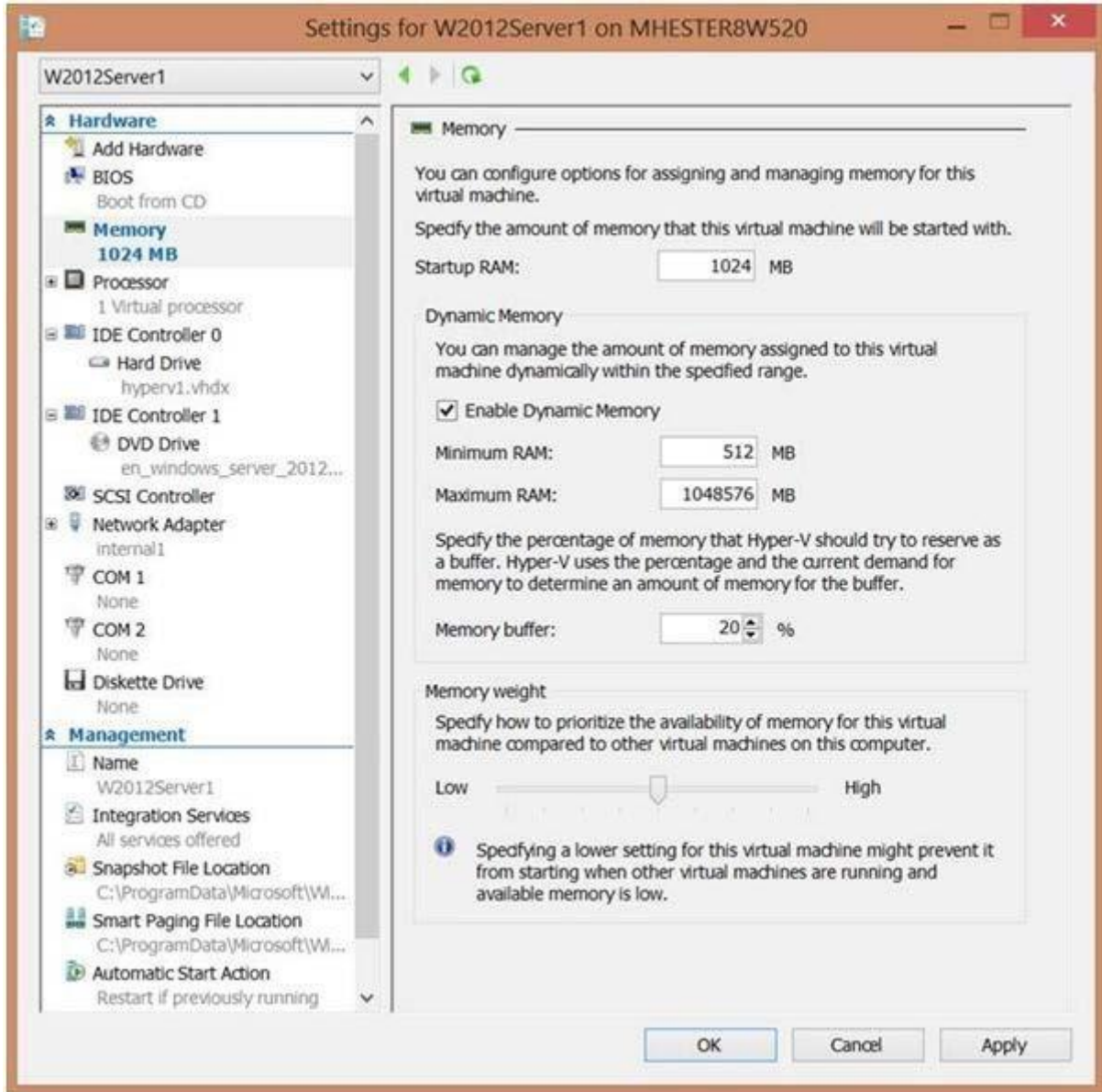
**Explanation/Reference:**

A. Dynamic Memory adjusts the amount of memory available to a virtual machine, based on changes in memory demand and values that you specify

B. Used for high performance apps like SQL

C. Provides Hyper-V with a way to determine how to distribute memory among virtual machines if there is not enough physical memory available in the computer to give every virtual machine its requested amount of memory.

D. Resource controls provide you with several ways to control the way that Hyper-V allocates



### QUESTION 5

You have a server named Server1 that runs Windows Server 2012 R2. You promote Server1 to domain controller. You need to view the service location (SVR) records that Server1 registers on DNS. What should you do on Server1?

- A. Open the Srv.sys file
- B. Open the Netlogon.dns file
- C. Run ipconfig/displaydns
- D. Run Get-DnsServerDiagnostics

**Correct Answer: B**

**Section: (none)**

**Explanation**

**Explanation/Reference:**

- A. Timestamp server driver

- B. Netlogon service creates a log file that contains all the locator resource records stored in netlogon.
- C. used to display current resolver cache content
- D. Gets DNS event logging details

**QUESTION 6**

Your network contains an active directory domain named Contoso.com. The domain contains a server named Server1 that runs Windows Server 2012 R2 and has the Hyper-V server role installed. You have a virtual machine named VM1. VM1 has a snapshot. You need to modify the Snapshot File Location of VM1. What should you do First?

- A. Copy the snapshot file
- B. Pause VM1
- C. Shut down VM1
- D. Delete the snapshot

**Correct Answer: D**

**Section: (none)**

**Explanation**

**Explanation/Reference:**

How are snapshots stored?

Snapshot data files are stored as .avhd files. Taking multiple snapshots can quickly consume storage space. In the first release version of Hyper-V (KB950050) and in Hyper-V in Windows Server 2008 Service Pack 2, snapshot, snapshot data files usually are located in the same folder as the virtual machine by default. In Hyper-V in Windows Server 2008 R2, the files usually are located in the same folder as the virtual hard disk. The following exceptions affect the location of the snapshot data files: If the virtual machine was imported with snapshots, they are stored in their own folder. If the virtual machine has no snapshots and you configure the virtual machine snapshot setting, all snapshots you take afterwards will be stored in the folder you specify.

Caution

Do not delete .avhd files directly from the storage location. Instead, use Hyper-V Manager to select the virtual machine, and then delete the snapshots from the snapshot tree. Do not expand a virtual hard disk when it is used in a virtual machine that has snapshots. Doing so will make the snapshots unusable.

[http://technet.microsoft.com/en-us/library/dd560637\(v=ws.10\).aspx](http://technet.microsoft.com/en-us/library/dd560637(v=ws.10).aspx)

**QUESTION 7**

You have a server named Server1 that runs Windows Server 2012 R2. Several users are members of the local Administrators group. You need to ensure that all local administrators receive User Account Control (UAC) prompts when they run a Microsoft Management Console (MMC). Which setting should you modify from the Local Security Policy?

To answer, select the appropriate settings in the answer area.



**Point and Shoot:**



**Correct Answer:**



**Section: (none)**

**Explanation**

**Explanation/Reference:**

**QUESTION 8**

You have a network printer connected to print server. You need to be able to print if print server goes down. What should you chose?

- A. brach office direct printing
- B. printer pooling
- C. spooling
- D. Print forwarding

**Correct Answer: A**

**Section: (none)**

**Explanation**

**Explanation/Reference:**

Branch Office Direct Printing can reduce Wide Area Network (WAN) usage by printing directly to a

print device instead of a server print queue. This feature can be enabled or disabled on a per printer basis and is transparent to the user. It is enabled by an administrator using the Print Management Console or Windows PowerShell on the server.

The printer information is cached in the branch office, so that if the print server is unavailable for some reason (for example if the WAN link to the data center is down), then it is still possible for the user to print.

Branch Office Direct Printing requires the following operating systems:

Windows Server 2012

Windows 8

<http://technet.microsoft.com/en-us/library/jj134156.aspx>

### QUESTION 9

You have external virtual switch with srv-io enabled with 10 Virtual Machines on it. You need to make the Virtual Machines able to talk only to each other.

- A. remove the vswitch and recreate it as private.
- B. add new vswitch
- C. remove vswitch and recreate it as public
- D. adjust srv-io settings

**Correct Answer:** A

**Section:** (none)

**Explanation**

#### Explanation/Reference:

There are three possible modes for the Hyper-V switch: private, internal, and public. Do not confuse these with IP addressing schemes or any other networking configuration in a different technology.

Private Switch

The private switch allows communications among the virtual machines on the host and nothing else. Even the management operating system is not allowed to participate. This switch is purely logical and does not use any physical adapter in any way. "Private" in this sense is not related to private IP addressing. You can mentally think of this as a switch that has no ability to uplink to other switches.

Internal Switch

The internal switch is similar to the private switch with one exception: the management operating system can have a virtual adapter on this type of switch and communicate with any virtual machines that also have virtual adapters on the switch. This switch also does not have any matching to a physical adapter and therefore also cannot uplink to another switch.

External Switch

This switch type must be connected to a physical adapter. It allows communications between the physical network and the management operating system and virtual machines. Do not confuse this switch type with public IP addressing schemes or let its name suggest that it needs to be connected to a public-facing connection. You can use the same private IP address range for the adapters on an external virtual switch that you're using on the physical network it's attached to

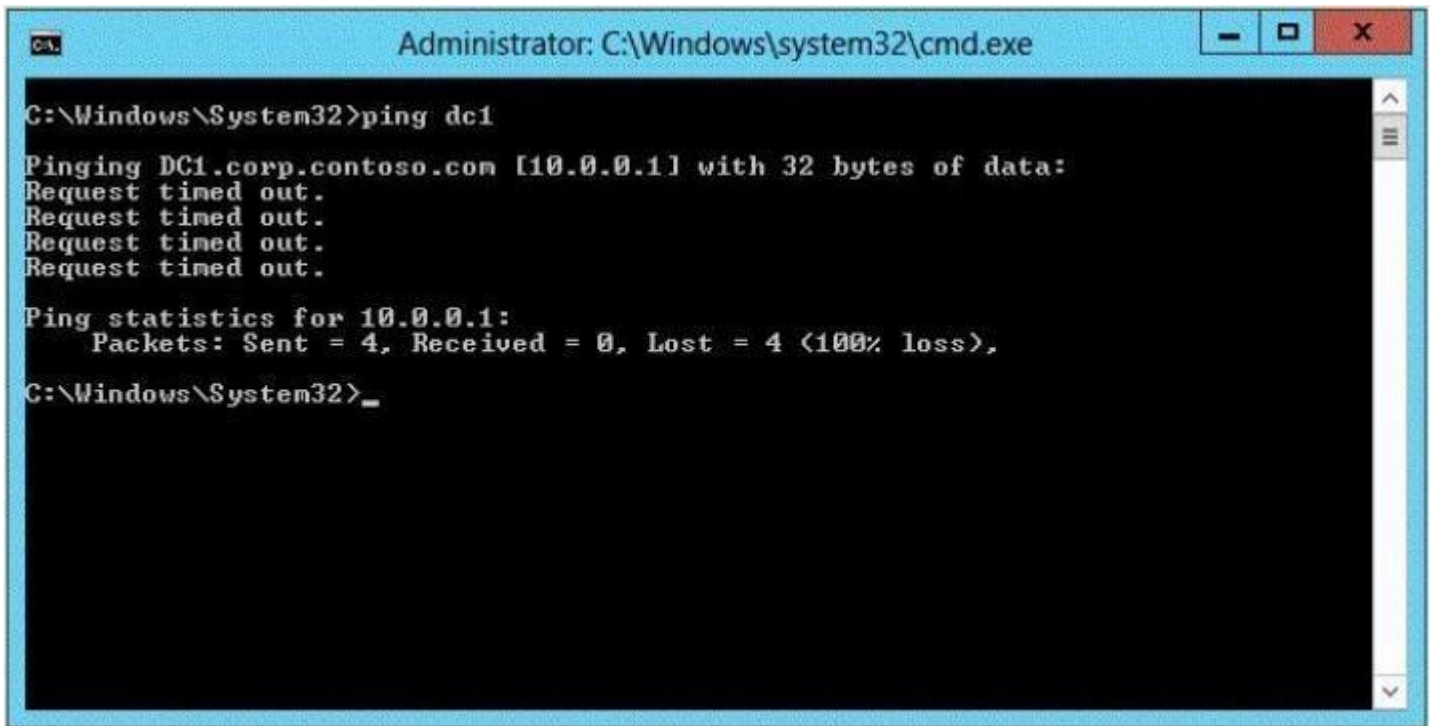
<http://www.altaro.com/hyper-v/the-hyper-v-virtual-switch-explained-part-1/> #ixzz2W095PeZd

<http://technet.microsoft.com/en-us/library/hh831823.aspx> <http://www.altaro.com/hyper-v/hyper-v-virtual-switch-explained-part-2/>

### QUESTION 10

Your network contains an Active Directory domain named corp.contoso.com. The domain contains a domain controller named DC1. When you run ping dcl.corp.contoso.com, you receive the result as shown in the exhibit. (Click the Exhibit button.)



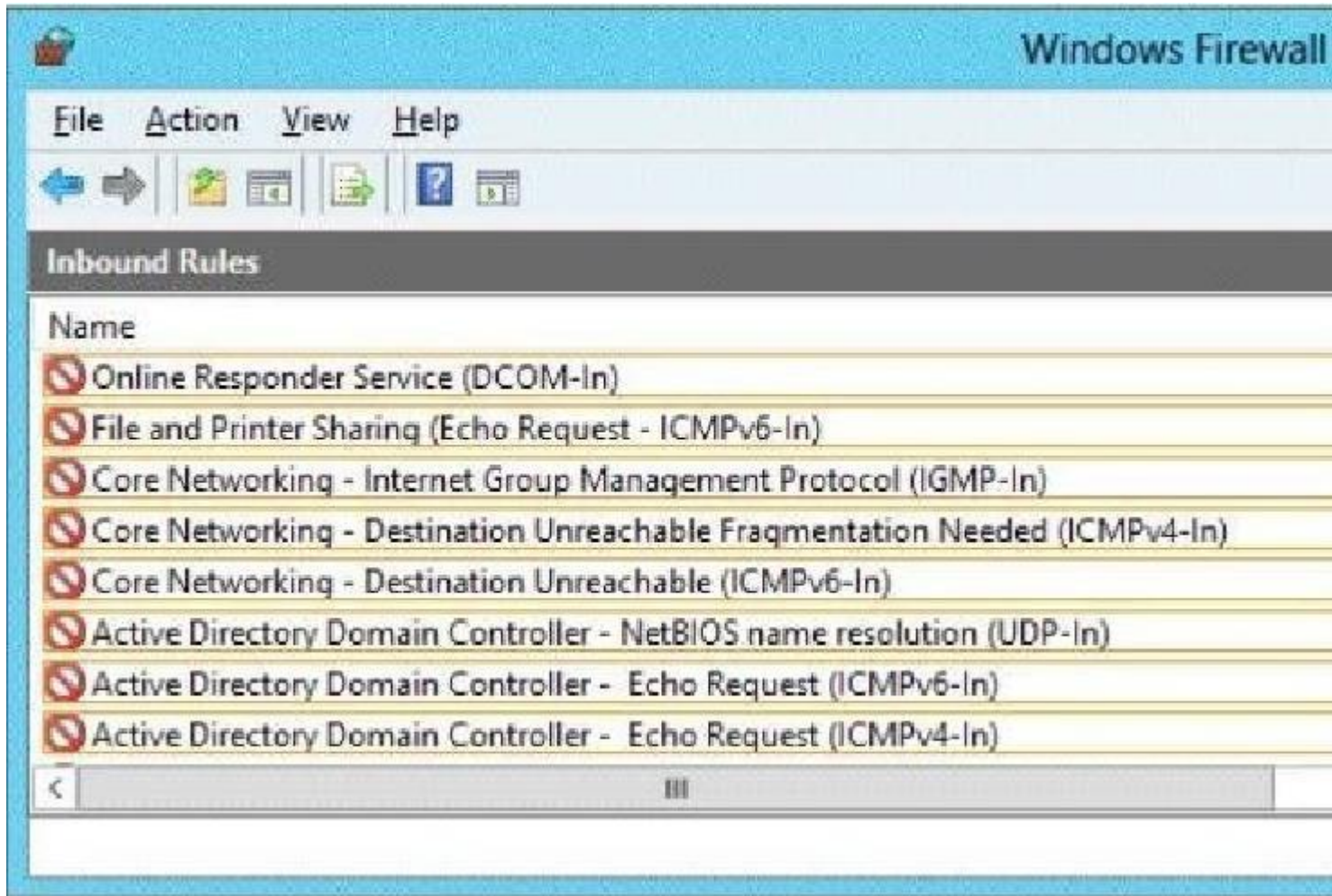
A screenshot of a Windows command prompt window titled "Administrator: C:\Windows\system32\cmd.exe". The window has a blue title bar and standard Windows window controls (minimize, maximize, close) on the right. The command prompt shows the following text:

```
C:\Windows\System32>ping dc1
Pinging DC1.corp.contoso.com [10.0.0.1] with 32 bytes of data:
Request timed out.
Request timed out.
Request timed out.
Request timed out.

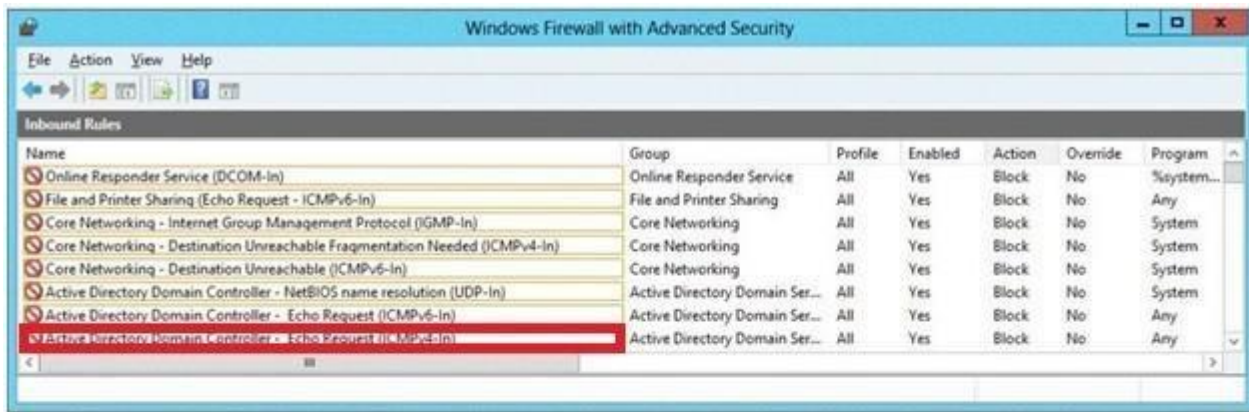
Ping statistics for 10.0.0.1:
    Packets: Sent = 4, Received = 0, Lost = 4 (100% loss),

C:\Windows\System32>_
```

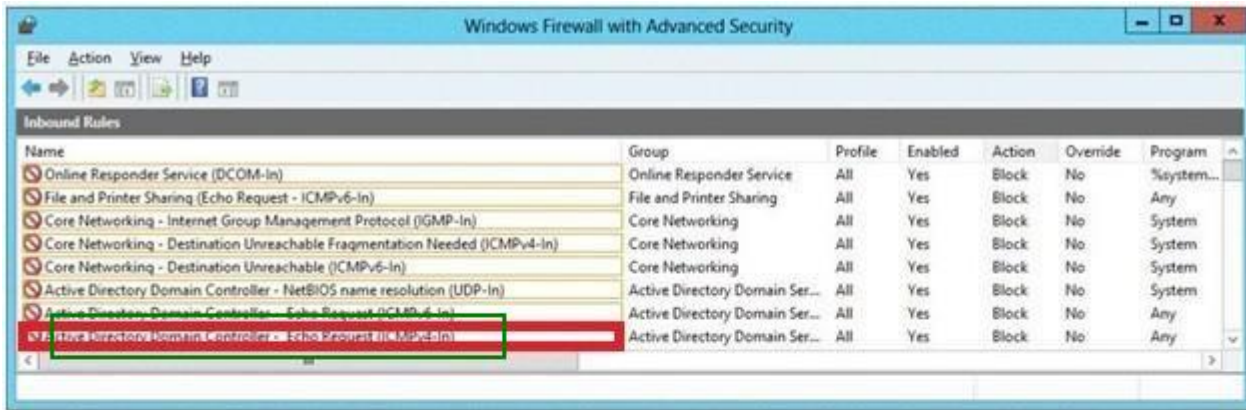
You need to ensure that DC1 can respond to the Ping command. Which rule should you modify?  
To answer, select the appropriate rule in the answer area.



Point and Shoot:



**Correct Answer:**



**Section: (none)**

**Explanation**

**Explanation/Reference:**

**QUESTION 11**

Your network contains an Active Directory domain named contoso.com. The domain contains two domain controllers. The domain controllers are configured as shown in the following table.

Name	Operating system	Operation master role
DC1	Windows Server 2012	Domain naming master Schema master
DC2	Windows Server 2008 R2	PDC emulator RID master Infrastructure master

You install a new server named Server 1 that runs a Server Core Installation of Windows Server 2012 R2. You need to join Server 1 to the contoso.com domain. The solution must minimize administrative effort. What should you use?

- A. The dsadd.exe command
- B. The New-ADComputer cmdlet
- C. The Djoin.exe command
- D. The Add-Computer cmdlet

**Correct Answer:** D

**Section:** (none)

**Explanation**

**Explanation/Reference:**

- A. Adds specific types of objects to the directory
  - B. Creates a new Active Directory computer.
  - C. Use djoin for offline join in the perimeter network .
  - D. Add the local computer to a domain or workgroup.
- <http://technet.microsoft.com/en-us/library/ee617245.aspx>  
[http://technet.microsoft.com/en-us/library/ff793312\(v=ws.10\).aspx](http://technet.microsoft.com/en-us/library/ff793312(v=ws.10).aspx)  
[http://technet.microsoft.com/en-us/library/cc753708\(v=ws.10\).aspx](http://technet.microsoft.com/en-us/library/cc753708(v=ws.10).aspx)  
<http://technet.microsoft.com/en-us/library/hh849798.aspx>

**QUESTION 12**

You have a print server named Server1. Server1 runs Windows Server 2008 R2. You have a file server named Server2. Server2 runs Windows Server 2012 R2. You need to migrate all of the printers on Server1 to Server2. Which actions should you perform on the servers2?

Actions	Answer Area	
Run <b>smigdeploy.exe</b> .	Server1	Action
Run <b>printbrm.exe -p all:org</b> .	<hr/>	
Install the Print and Document Services feature.	Server2	Action
Install the Windows Server Migration Tools feature.		Action
From the Print Management console, import the printers.		
From the Print Management console, export the printers.		

**Select and Place:**

Actions	Answer Area
Run <b>smigdeploy.exe</b> .	Server1 <input type="text" value="Action"/>
Run <b>printbrm.exe -p all:org</b> .	<hr/>
Install the Print and Document Services feature.	Server2 <input type="text" value="Action"/>
Install the Windows Server Migration Tools feature.	<input type="text" value="Action"/>
From the Print Management console, import the printers.	
From the Print Management console, export the printers.	

**Correct Answer:**

Actions	Answer Area	
Run <b>smigdeploy.exe</b> .	Server1	Action
Run <b>printbrm.exe -p all:org</b> .	<hr/>	
Install the Print and Document Services feature.	Server2	Action
Install the Windows Server Migration Tools feature.		Action
From the Print Management console, import the printers.		
From the Print Management console, export the printers.		

**Section: (none)**

**Explanation**

**Explanation/Reference:**

**QUESTION 13**

Your network contains an Active Directory domain named contoso.com. The domain contains a server named Server1. Server1 runs Windows Server 2012 and is configured as the only domain controller.

You need to retrieve a list of all the user accounts. The list must include the last time each user was authenticated successfully.

Which Windows PowerShell command should you run?

To answer, drag the appropriate cmdlet or property to the correct locations to complete the PowerShell command in the answer area. Each cmdlet or property may be used once, more than once, or not at all. You may need to drag the split bar between panes or scroll to view content.

**Select and Place:**

Cmdlets and Properties

**Get-ADComputer**

**Set-ADComputer**

**Set-ADUser**

**credentials**

**logonHours**

Answer Area

**Get-ADUser** -Properties \* -filter \* | fl name, **lastLogonDate**

Correct Answer:



The screenshot shows a PowerShell console window with two main sections: "Cmdlets and Properties" on the left and "Answer Area" on the right. In the "Cmdlets and Properties" section, several cmdlets are listed in yellow boxes: `Get-ADComputer`, `Set-ADComputer`, `Set-ADUser`, `credentials`, and `logonHours`. In the "Answer Area", the cmdlet `Get-ADUser` is selected, and its properties are displayed: `-Properties *`, `-filter *`, `| fl name,`, and `lastLogonDate`.

**Section: (none)**

**Explanation**

**Explanation/Reference:**

**QUESTION 14**

Your network contains an Active Directory domain named contoso.com. The domain contains a server named Server1 that runs Windows Server 2012 R2. Server1 contains a single virtual machine named VM1.

You need to ensure that a user named User1 can manage the virtual machine settings of VM1.

The solution must minimize the number of permissions assigned to User1.

To which group should you add User1?

- A. Server Operators
- B. Administrators
- C. Power Users
- D. Hyper-V Administrators

**Correct Answer: D**

**Section: (none)**

## Explanation

### Explanation/Reference:

This group can reduce the number of users that belong to the local Administrators group while providing users with access to Hyper-V Simplified authorization:

The Hyper-V Administrators group is introduced and is implemented as a local security group.

What value does this change add?

This group can reduce the number of users that belong to the local Administrators group while providing users with access to Hyper-V.

What works differently?

The Hyper-V Administrators group is a new local security group. Add users to this group instead of the local Administrators group to provide them with access to Hyper-V. Members of the Hyper-V Administrators have complete and unrestricted access to all features of Hyper-V.

<http://technet.microsoft.com/en-us/library/hh831410.aspx>

### QUESTION 15

Your network contains an Active Directory domain named contoso.com. The domain contains a server named Windows Server 2012 R2. You create a group Managed Service Account named gservice1. You need to configure a service named Service1 to run as the gservice1 account.

How should you configure Service1?

- A. From the Services console, configure the General settings.
- B. From Windows PowerShell, run Set-Service and specify the -StartupType parameter.
- C. From a command prompt, run sc.exe and specify the config parameter.
- D. From a command prompt, run sc.exe and specify the privs parameter.

**Correct Answer: C**

**Section: (none)**

### Explanation

### Explanation/Reference:

A. General settings only allow you to stop, start and set type/parameters B. Set-Service provides a way for you to change the Description, StartupType, or DisplayName of a service

C. Modifies service configuration

D. Sets the response/action on service failure

<http://windows.microsoft.com/en-us/windows-vista/using-system-configuration>


<http://technet.microsoft.com/en-us/library/ee176963.aspx>

[http://technet.microsoft.com/en-us/library/cc990290\(v=ws.10\).aspx](http://technet.microsoft.com/en-us/library/cc990290(v=ws.10).aspx)

[http://technet.microsoft.com/en-us/library/cc738230\(v=ws.10\).aspx](http://technet.microsoft.com/en-us/library/cc738230(v=ws.10).aspx)

### QUESTION 16

Your network contains an Active Directory domain named contoso.com. The domain contains a domain controller named DC1 that runs Windows Server 2012 R2. A user named User1 attempts to log on to DC1, but receives the error message shown in the exhibit. (Click the Exhibit button.)



Other

The  
Allen  
Adm



- A. Modify the Account is sensitive and cannot be delegated setting of the User1 account.
- B. Grant User1 the Allow log on locally user right.
- C. Modify the Logon Workstations setting of the User1 account
- D. Add User1 to the Remote Management Users group.

**Correct Answer:** B

**Section:** (none)

**Explanation**

**Explanation/Reference:**

Domain controllers, by default, restrict the types of user accounts that have the ability to log on locally.

Domain controllers, by default, restrict the types of user accounts that have the ability to log on locally.

By default, only members of the Account Operators, Administrators, Backup Operators, Print Operators, and Server Operators groups have the Allowed logon locally system right. If you want to grant a user account the ability to log on locally to a domain controller, you must either make that user a member of a group that already has the Allowed logon locally system right or grant the right to that user account.

Edit Default Domain Controllers Policy Expand Computer Configuration, Policies, Windows Settings, Security Settings, Local Policies, click User Rights Assignment.

Double-click Allow Logon Locally.

[http://technet.microsoft.com/en-us/library/ee957044\(v=ws.10\).aspx](http://technet.microsoft.com/en-us/library/ee957044(v=ws.10).aspx)

**QUESTION 17**

Your network contains a single Active Directory domain named contoso.com. The network contains two subnets. The subnets are configured as shown in the following table.

Subnet name	Network IP address
MainOffice	172.16.0.0
Warehouse	192.168.1.0

The network contains a member server named Server1 that runs Windows Server 2012 R2. Server1 has the DHCP Server server role installed. Server1 is configured to lease IP addresses to the two subnets. You discover that computers on the Warehouse subnet that have static IP addresses can communicate with the computers on the MainOffice subnet. Computers on the Warehouse subnet that obtain an IP address automatically can only communicate with other computers on the Warehouse subnet.

You need to ensure that all of the computers on the Warehouse subnet can communicate with the computers on the MainOffice subnet.

Which DHCP option should you configure on Server1?

- A. 003 Router
- B. 011 Resource Location Servers
- C. 020 Nonlocal Source Routing
- D. 019 IP Layer Forwarding

**Correct Answer:** A

**Section:** (none)

**Explanation**

**Explanation/Reference:**

A. This option is normally used to assign a default gateway to DHCP clients on a subnet. A DHCP client requests this option.

B. This option specifies a list of IP addresses for resource location servers

C. This option specifies whether the DHCP client enables or disables the forwarding at the IP layer

of datagrams that contain source routing information and were sent by a non-local host.  
D. This option specifies whether the DHCP client should enable or disable forwarding of datagrams at the IPlayer.

### QUESTION 18

Your network contains an Active Directory domain named contoso.com. The network contains 500 client computers that run Windows 8. All of the client computers connect to the Internet by using a web proxy.

You deploy a server named Server1 that runs Windows Server 2012 R2. Server1 has the DNS Server server role installed.

You configure all of the client computers to use Server1 as their primary DNS server.

You need to prevent Server1 from attempting to resolve Internet host names for the client computers.

What should you do on Server1?

- A. Configure the Security settings of the contoso.com zone.
- B. Remove all root hints.
- C. Create a primary zone named ".".
- D. Create a primary zone named "root".
- E. Create a primary zone named "GlobalNames".
- F. Create a forwarder that points to 169.254.0.1.
- G. Create a stub zone named "root".
- H. Create a zone delegation for GlobalNames.contoso.com.

**Correct Answer:** BC

**Section:** (none)

**Explanation**

#### Explanation/Reference:

B. necessary to remove the default root hints files

C. Create a primary zone named "." ( dot zone, root )

When you install DNS on a Windows server that does not have a connection to the Internet, the zone for the domain is created and a root zone, also known as a dot zone, is also created. This root zone may prevent access to the Internet for DNS and for clients of the DNS. If there is a root zone, there are no other zones other than those that are listed with DNS, and you cannot configure forwarders or root hint servers.

Root domain This is the top of the tree, representing an unnamed level; it is sometimes shown as two empty quotation marks (""), indicating a null value. When used in a DNS domain name, it is stated by a trailing period (.) to designate that the name is located at the root or highest level of the domain hierarchy. In this instance, the DNS domain name is considered to be complete and points to an exact location in the tree of names. Names stated this way are called fully qualified domain names (FQDNs).

### QUESTION 19

Your company has a remote office that contains 600 client computers on a single subnet.

You need to select a subnet mask for the network that will support all of the client computers. The solution must minimize the number of unused addresses.

Which subnet mask should you select?

- A. 255.255.252.0
- B. 255.255.254.0
- C. 255.255.255.0
- D. 255.255.255.128

**Correct Answer:** A

**Section:** (none)

**Explanation**

**Explanation/Reference:**

Using a subnet mask of 255.255.252.0 will result in the fewest number of unused IP addresses.

**QUESTION 20**

Your network contains three servers that run Windows Server 2012 R2. The servers are configured as shown in the following table.

Server name	Server role
Server1	Active Directory Domain Services DHCP Server DNS Server
Server2	Remote Access DHCP Server
Server3	File and Storage Services

Server3 is configured to obtain an IP address automatically. You need to prevent Server3 from receiving an IP address from Server1. What should you create on Server1?

- A. A reservation
- B. A filter
- C. A scope option
- D. An exclusion

**Correct Answer: B**

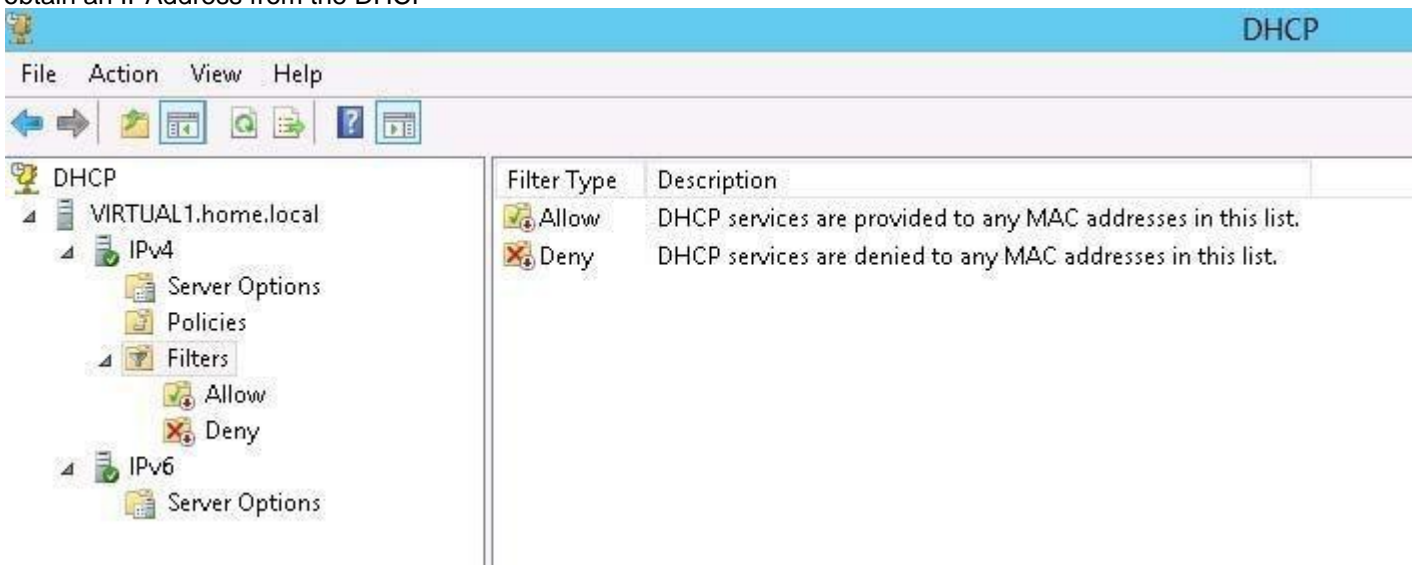
**Section: (none)**

**Explanation**

**Explanation/Reference:**

- A. For clients that require a constant IP address
- B. Filter to exclude MAC address of Server3
- C. Range of allowed IP's to be assigned
- D. Exclude range of IP's

MAC address based filtering ensure that only a known set of devices in the system are able to obtain an IPAddress from the DHCP



**QUESTION 21**

Your network contains an Active Directory forest. The forest contains two domains named

contoso.com and corp.contoso.com. The forest contains four domain controllers. The domain controllers are configured as shown in the following table.

Name	Domain	Operating system	Configuration
DC1	contoso.com	Windows Server 2008 R2	PDC emulator Infrastructure master RID master
DC2	contoso.com	Windows Server 2012	Domain naming master Schema master Global catalog
DC3	corp.contoso.com	Windows Server 2008 R2	PDC emulator Infrastructure master RID master
DC4	corp.contoso.com	Windows Server 2012	Global catalog

All domain controllers are DNS servers. In the corp.contoso.com domain, you plan to deploy a new domain controller named DCS.

You need to identify which domain controller must be online to ensure that DCS can be promoted successfully to a domain controller.

Which domain controller should you identify?

- A. DC1
- B. DC2
- C. DC3
- D. DC4

**Correct Answer: C**

**Section: (none)**

**Explanation**

**Explanation/Reference:**

- A. Wrong Domain
- B. Wrong Domain
- C. Right domain, RID Master must be online
- D. Right domain but Not needed to be online

Relative ID (RID) Master:

Allocates active and standby RID pools to replica domain controllers in the same domain.

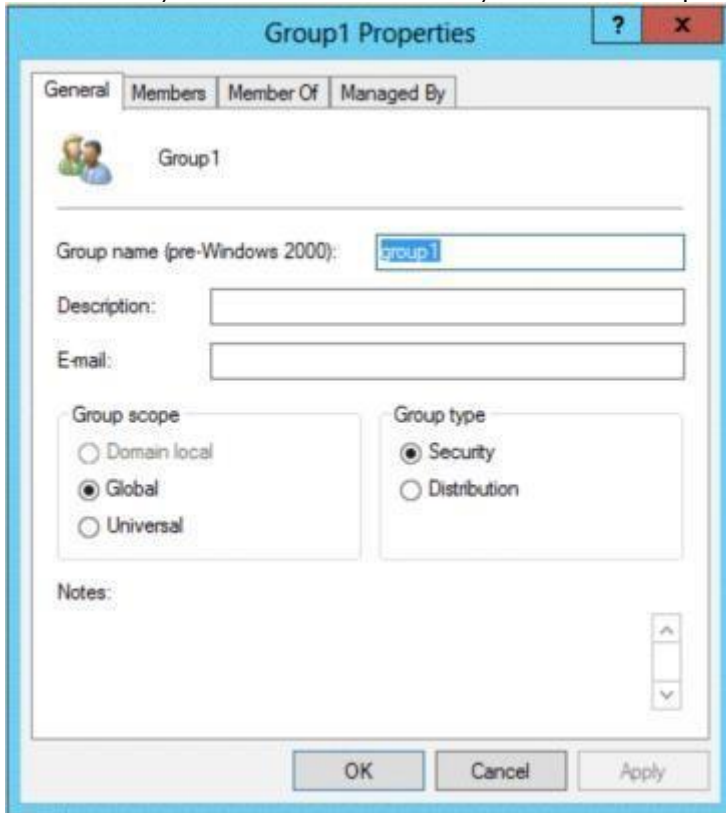
(corp.contoso.com) Must be online for newly promoted domain controllers to obtain a local RID pool that is required to advertise or when existing domain controllers have to update their current or standby RID pool allocation.

The RID master is responsible for processing RID pool requests from all domain controllers in a particular domain. When a DC creates a security principal object such as a user or group, it attaches a unique Security ID (SID) to the object. This SID consists of a domain SID (the same for all SIDs created in a domain), and a relative ID (RID) that is unique for each security principal SID created in a domain. Each DC in a domain is allocated a pool of RIDs that it is allowed to assign to the security principals it creates. When a DC's allocated RID pool falls below a threshold, that DC issues a request for additional RIDs to the domain's RID master. The domain RID master responds to the request by retrieving RIDs from the domain's unallocated RID pool and assigns them to the pool of the requesting DC. At any one time, there can be only one domain controller acting as the RID master in the domain.

## QUESTION 22

Your network contains an Active Directory domain named contoso.com. You log on to a domain controller by using an account named Admin1. Admin1 is a member of the Domain Admins group. You view the properties of a group named Group1 as shown in the exhibit. (Click the Exhibit button.) Group1 is located in an organizational unit (OU) named OU1.

You need to ensure that users from Group1 can modify the Security settings of OU1 only. What should you do from Active Directory Users and Computers?



- A. Modify the Managed By settings on OU1.
- B. Right-click contoso.com and select Delegate Control.
- C. Right-click OU1 and select Delegate Control.
- D. Modify the Security settings of Group1.

**Correct Answer: C**

**Section: (none)**

**Explanation**

**Explanation/Reference:**

- A. The distinguished name of the user that is assigned to manage this object.
- B. Would delegate control to the whole domain
- C. Delegates control to the OU OU1 only
- D. Wrong Feature

An organizational unit is the smallest scope or unit to which you can assign Group Policy settings or delegate administrative authority. A user can have administrative authority for all organizational units in a domain or for a single organizational unit.

You can delegate administrative control to any level of a domain tree by creating organizational units within a domain and delegating administrative control for specific organizational units to particular users or groups. Administrative control can be assigned to a user or group by using the Delegation of Control Wizard or through the Authorization Manager console. Both of these tools allow you to assign rights or permissions to particular users or groups.

<http://technet.microsoft.com/en-us/library/cc758565%28v=ws.10%29.aspx>

<http://technet.microsoft.com/en-us/library/cc778807%28v=ws.10%29.aspx>

[http://msdn.microsoft.com/en-us/library/windows/desktop/ms676857\(v=vs.85\).aspx](http://msdn.microsoft.com/en-us/library/windows/desktop/ms676857(v=vs.85).aspx)

<http://technet.microsoft.com/en-us/library/cc732524.aspx>



**QUESTION 23**

Your network contains an Active Directory forest named contoso.com. All domain controllers currently run Windows Server 2008 R2.

You plan to install a new domain controller named DC4 that runs Windows Server 2012 R2.

The new domain controller will have the following configurations:

- Schema master
- Global catalog server
- DNS Server server role
- Active Directory Certificate Services server role

You need to identify which configurations Administrators by using the Active Directory Installation Wizard.

Which two configurations should you identify? (Each correct answer presents part of the solution. Choose two.)

- A. Transfer the schema master.
- B. Enable the global catalog server.
- C. Install the DNS Server role
- D. Install the Active Directory Certificate Services role.

**Correct Answer:** AD

**Section:** (none)

**Explanation**

**Explanation/Reference:**

AD Installation Wizard will automatically install DNS and allows for the option to set it as a global catalog server. AD CS and schema must be done separately.

Specify domain controller capabilities and site information

Domain Name System (DNS) server

Global Catalog (GC)

Read only domain controller (RODC)

Site name:

Default-First-Site-Name

Type the Directory Services Restore Mode (DSRM) password

Password:

\_\_\_\_\_

Confirm password:

\_\_\_\_\_

<http://technet.microsoft.com/en-us/library/hh831457.aspx>

**QUESTION 24**

Your network contains an Active Directory domain named contoso.com. The domain contains two domain controllers. The domain controllers are configured as shown in the following table.

Name	Operating system	Operation master role
DC1	Windows Server 2012	Domain naming master Schema master
DC2	Windows Server 2008 R2	PDC emulator RID master Infrastructure master

In the perimeter network, you install a new server named Server1 that runs Windows Server 2012 R2. Server1 is in a workgroup. You need to perform an offline domain join of Server1 to the contoso.com domain. What should you do first?

- A. Transfer the PDC emulator role to Dc1.
- B. Run the djoin.exe command.
- C. Run the dsadd.exe command.
- D. Transfer the infrastructure master role to DC1.

**Correct Answer:** B

**Section:** (none)

**Explanation**

**Explanation/Reference:**

- A. Creates a new Active Directory computer.
- B. Use djoin for offline join in the perimeter network
- C. Adds specific types of objects to the directory.
- D. Add the local computer to a domain or workgroup.

To perform an offline domain join, you run commands by using a new tool named Djoin.exe. You use Djoin.exe to provision computer account data into AD DS. You also use it to insert the computer account data into the Windows directory of the destination computer, which is the computer that you want to join to the domain.

Create the account `djoin /provision /domain winsrvtuts.wst /machine Win7 /savefile c:\yourFile.txt`  
 Run on the target system `djoin /requestodj /loadfile c:\yourFile.txt /windowspath c:\Windows /localos`  
<http://technet.microsoft.com/en-us/library/ee617245.aspx>  
[http://technet.microsoft.com/en-us/library/ff793312\(v=ws.10\).aspx](http://technet.microsoft.com/en-us/library/ff793312(v=ws.10).aspx)  
[http://technet.microsoft.com/en-us/library/cc753708\(v=ws.10\).aspx](http://technet.microsoft.com/en-us/library/cc753708(v=ws.10).aspx)  
<http://technet.microsoft.com/en-us/library/hh849798.aspx>  
<http://winsrvtuts.com/2011/08/off-line-domain-join-with-djoin-exe/>  
<http://technet.microsoft.com/en-us/library/offline-domain-join-djoin-stepbystep%28v=ws.10%29.aspx>

**QUESTION 25**

Your network contains two Active Directory forests named adatum.com and contoso.com. Both forests contain multiple domains. A two-way trust exists between the forests. The contoso.com domain contains a domain local security group named Group1. Group1 contains contoso\user1 and adatum\user1.

You need to ensure that Group1 can only contain users from the contoso.com domain.

Which three actions should you perform?

To answer, move three actions from the list of actions to the answer area and arrange them in the correct order.

Actions	Answer Area
Remove adatum\user1 from Group1.	
Convert Group1 to a distribution group.	
Remove contoso\user1 from Group1.	
Convert Group1 to a global group.	
Convert Group1 to a universal group.	

**Select and Place:**

Convert Group1 to a distribution group.

Remove contoso\user1 from Group1.

Remove adatum\user1 from Group1.

Convert Group1 to a universal group.

Convert Group1 to a global group.

**Correct Answer:**



**Section: (none)**

**Explanation**

**Explanation/Reference:**

**QUESTION 26**

Your network contains an Active Directory domain named contoso.com. You discover that when you join client computers to the domain manually, the computer accounts are created in the Computers container.

You need to ensure that new computer accounts are created automatically in an organizational unit (OU) named Corp.

Which tool should you use?

- A. net.exe
- B. redircmp.exe
- C. regedit.exe
- D. dsadd.exe

**Correct Answer: B**

**Section: (none)**

## Explanation

### Explanation/Reference:

A. Used to stop/start protocols

B. Redirects the default container for newly created computers to a specified, target organizational unit

C. Modify local registry entries

D. Adds specific types of objects to the directory

Redirects the default container for newly created computers to a specified, target organizational unit (OU) so that newly created computer objects are created in the specific target OU instead of in CN=Computers.

You must run the redircmp command from an elevated command prompt.

Redircmp.exe is located in the C:\Windows\System32 folder.

You must be a member of the Domain Admins group or the Enterprise Admins group to use this tool.

<http://technet.microsoft.com/en-us/library/bb490949.aspx>

[http://technet.microsoft.com/en-us/library/cc770619\(v=ws.10\).aspx](http://technet.microsoft.com/en-us/library/cc770619(v=ws.10).aspx)

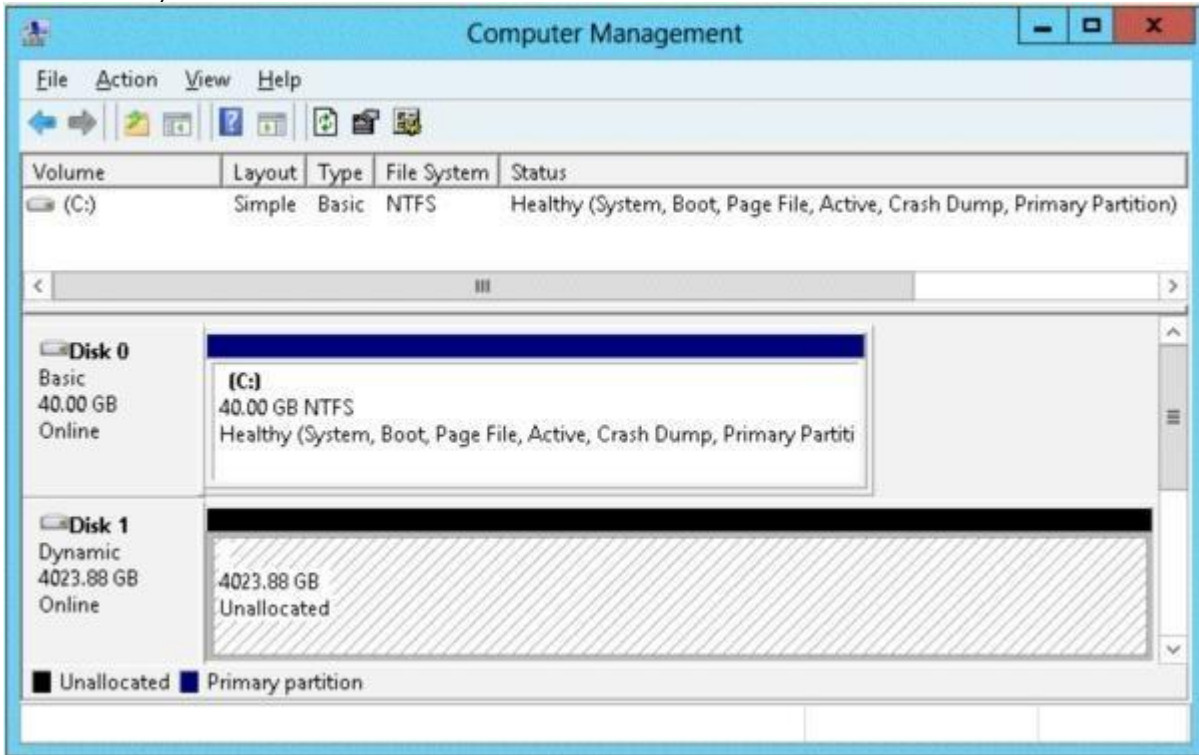
[http://technet.microsoft.com/en-us/library/cc753708\(v=ws.10\).aspx](http://technet.microsoft.com/en-us/library/cc753708(v=ws.10).aspx)

### QUESTION 27

You have a server named Server2 that runs Windows Server 2012 R2. Server2 has the Hyper-V server role installed. The disks on Server2 are configured as shown in the exhibit. (Click the Exhibit button.) You create a virtual machine on Server2 named VM1.

You need to ensure that you can configure a pass-through disk for VM1.

What should you do?



- A. Convert Disk 1 to a basic disk
- B. Take Disk 1 offline.
- C. Create a partition on Disk 1.
- D. Convert Disk 1 to a MBR disk.

**Correct Answer: B**

**Section: (none)**

## Explanation

### Explanation/Reference:

<http://blogs.technet.com/b/askcore/archive/2008/10/24/configuring-pass-through-disksinhyperv.aspx>

#### Pass-through Disk Configuration

Hyper-V allows virtual machines to access storage mapped directly to the Hyper-V server without requiring the volume be configured. The storage can either be a physical disk internal to the Hyper-V server or it can be a Storage Area Network (SAN) Logical Unit (LUN) mapped to the Hyper-V server. To ensure the Guest has exclusive access to the storage, it must be placed in an Offline state from the Hyper-V server perspective

### QUESTION 28

You have a server named Server1 that runs Windows Server 2012 R2. Server1 has the Hyper-V server role installed. Server1 is connected to two Fibre Channel SANs and is configured as shown in the following table.

Host bus adapter (HBA) name	Fibre Channel SAN name
HBA1	SAN1
HBA2	SAN2
HBA3	SAN1
HBA4	SAN2

- A. Add one HBA
- B. Create a Virtual Fibre Channel SAN.
- C. Create a Hyper-V virtual switch.
- D. Configure network adapter teaming.

**Correct Answer:** B

**Section:** (none)

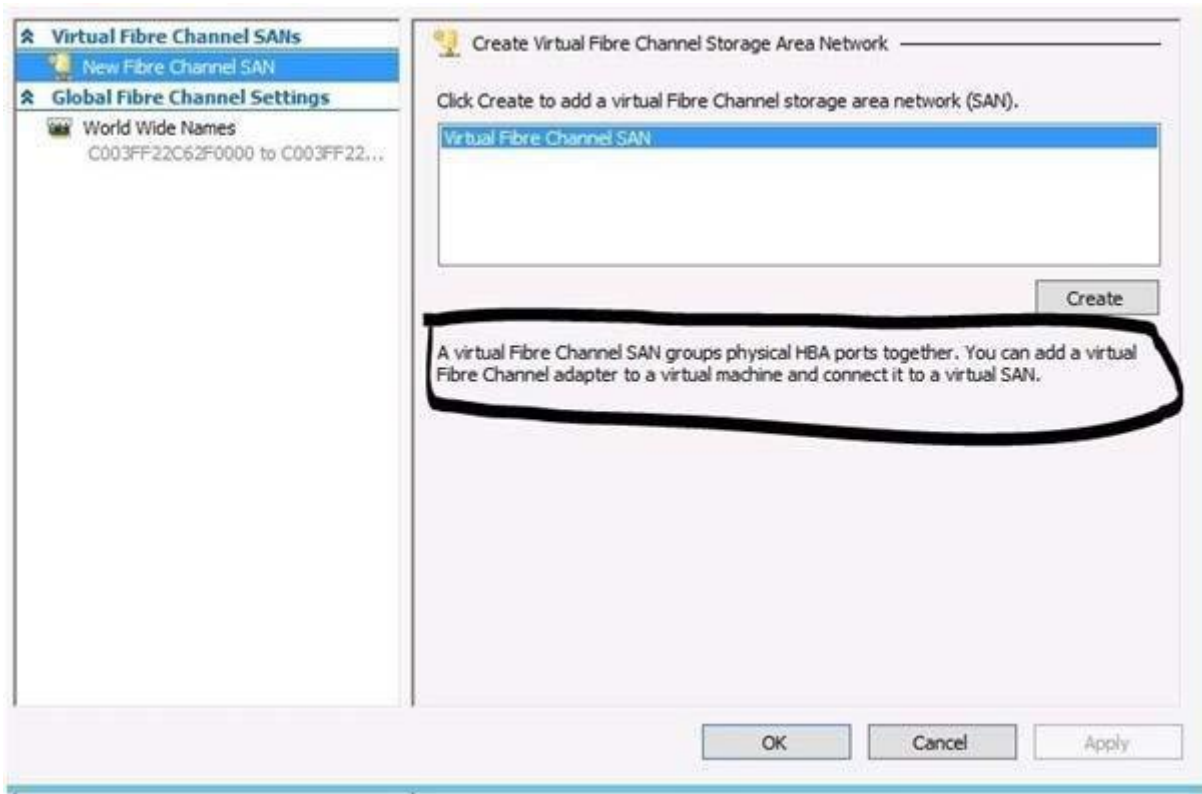
### Explanation

#### Explanation/Reference:

You need your virtualized workloads to connect easily and reliably to your existing storage arrays. Windows Server 2012 provides Fibre Channel ports within the guest operating system, which allows you to connect to Fibre Channel directly from within virtual machines. This feature protects your investments in Fibre Channel, enables you to virtualize workloads that use direct access to Fibre Channel storage, allows you to cluster guest operating systems over Fibre Channel, and provides an important new storage option for servers hosted in your virtualization infrastructure.

With this Hyper-V virtual Fibre Channel feature, you can connect to Fibre Channel storage from within a virtual machine. This allows you to use your existing Fibre Channel investments to support virtualized workloads.

Support for Fibre Channel in Hyper-V guests also includes support for many related features, such as virtual SANs, live migration, and MPIO.



#### QUESTION 29

You work as a senior administrator at ENSUREPASS.com. The ENSUREPASS.com network consists of a single domain named ENSUREPASS.com. All servers on the ENSUREPASS.com network have Windows Server 2012 installed, and all workstations have Windows 8 installed. You are running a training exercise for junior administrators. You are currently discussing the Always Offline Mode.

Which of the following is TRUE with regards to the Always Offline Mode? (Choose all that apply.)

- A. It allows for swifter access to cached files and redirected folders.
- B. To enable Always Offline Mode, you have to satisfy the forest and domain functional-level requirements, as well as schema requirements.
- C. allows for lower bandwidth usage due to users are always working offline.
- D. To enable Always Offline Mode, you must have workstations running Windows 7 or Windows Server 2008 R2.

**Correct Answer:** AC

**Section:** (none)

**Explanation**

#### **Explanation/Reference:**

Offline Files have four modes of operation:

Online

Slow link

Auto offline

Manual offline

Offline Files transition between the three modes online, slow link and auto offline depending on connection speed. The user can always override the automatic mode selection by manually switching to manual offline mode.

To determine the connection speed two pings with default packet size are sent to the file server. If the average round-trip time is below 80 ms (Windows 7) or 35 ms (Windows 8), the connection is put into online mode, otherwise into slow link mode. The latency value of 35/80 ms is configurable through the

Group Policy setting Configure slow-link mode.

Reads, Writes and Synchronization

In online mode, changes to files are made on the file server as well as in the local cache (this induces a performance hit - see this article for details). Reads are satisfied from the local cache (if in sync).

In slow link mode, changes to files are made in the local cache. The local cache is background synchronized with the file server every 6 hours (Windows 7) or 2 hours (Windows 8), by default.

This can be changed through the Group Policy setting Configure Background Sync. . In auto offline mode, all reads and writes go to the local cache. No synchronization occurs. . In manual offline mode, all reads and writes go to the local cache. No synchronization occurs by default, but background synchronization can be enabled through the Group Policy setting Configure Background Sync.

<http://technet.microsoft.com/en-us/library/hh968298.aspx>

<http://helgeklein.com/blog/2012/04/windows-7-offline-files-survival-guide/>

### QUESTION 30

Your network contains an Active Directory domain named contoso.com. The domain contains a domain controller named DC1 that runs Windows Server 2012 R2. You need to configure a central store for the Group Policy Administrative Templates. What should you do on DC1

- A. From Server Manager, create a storage pool.
- B. From Windows Explorer, copy the PolicyDefinitions folder to the SYSVOL\contoso.com\policies folder.
- C. From Server Manager, add the Group Policy Management feature
- D. From Windows Explorer, copy the PolicyDefinitions folder to the NETLOGON share.

**Correct Answer: B**

**Section: (none)**

**Explanation**

**Explanation/Reference:**

A. Create Disk Storage Pool

B. PolicyDefinitions folder in SYSVOL

C. Group Policy Management is a console for GPO Mgmt

D. Folder is for logon scripts

PolicyDefinitions folder within the SYSVOL folder hierarchy. By placing the ADMX files in this directory, they are replicated to every DC in the domain; by extension, the ADMX-aware Group Policy Management Console in Windows Vista, Windows 7, Windows Server 2008 and R2 can check this folder as an additional source of ADMX files, and will report them accordingly when setting your policies.

By default, the folder is not created. Whether you are a single DC or several thousand, I would strongly recommend you create a Central Store and start using it for all your ADMX file storage. It really does work well.

The Central Store To take advantage of the benefits of .admx files, you must create a Central Store in the SYSVOL folder on a domain controller. The Central Store is a file location that is checked by the Group Policy tools. The Group Policy tools use any .admx files that are in the Central Store. The files that are in the Central Store are later replicated to all domain controllers in the domain. To create a Central Store for .admx and .adml files, create a folder that is named PolicyDefinitions in the following location:

\\FQDN\SYSVOL\FQDN\policies

Note: FQDN is a fully qualified domain name

### QUESTION 31

You install Windows Server 2012 R2 on a standalone server named Server1. You configure Server1 as a VPN server.

You need to ensure that client computers can establish PPTP connections to Server1.

Which two firewall rules should you create? (Each correct answer presents part of the solution. Choose two.)



- A. An inbound rule for protocol 47
- B. An outbound rule for protocol 47
- C. An inbound rule for TCP port 1723
- D. An inbound rule for TCP port 1701
- E. An outbound rule for TCP port 1723
- F. An outbound rule for TCP port 1701

**Correct Answer:** AC

**Section:** (none)

**Explanation**

**Explanation/Reference:**

To enable VPN tunnels between individual host computers or entire networks that have a firewall between them, you must open the following ports:

PPTP

To allow PPTP tunnel maintenance traffic, open TCP 1723. To allow PPTP tunneled data to pass through router, open Protocol ID 47. <http://www.windowsitpro.com/article/pptp/which-ports-do-youneed-to-open-on-a-firewall-to-allow-pptp-andl2tp-over-ipsec-vpn-tunnels--46811>

If you use a personal firewall or a broadband router, or if there are routers or firewalls between the VPN client and the VPN server, the following ports and protocol must be enabled for PPTP on all firewalls and routers that are between the VPN client and the VPN server:

Client ports	Server port	Protocol
1024-65535/TCP	1723/TCP	PPTP

Additionally, you must enable IP PROTOCOL 47 (GRE).

<http://support.microsoft.com/kb/314076/en-us>

**QUESTION 32**

Your network contains an Active Directory domain named adatum.com. The computer accounts for all member servers are located in an organizational unit (OU) named Servers. You link a Group Policy object (GPO) to the Servers OU.

You need to ensure that the domain's Backup Operators group is a member of the local Backup Operators group on each member server. The solution must not remove any groups from the local Backup Operators groups.

What should you do?

- A. Add a restricted group named adatum\Backup Operators. Add Backup Operators to the This group is a member of list.
- B. Add a restricted group named adatum\Backup Operators. Add Backup Operators to the Members of this group list.
- C. Add a restricted group named Backup Operators. Add adatum\Backup Operators to the This group is a member of list.
- D. Add a restricted group named Backup Operators. Add adatum\Backup Operators to the Members of this group list.

**Correct Answer:** A

**Section:** (none)

**Explanation**

**Explanation/Reference:**

A. The Member Of list specifies which other groups the restricted group should belong to B. Needs to be added to member of list

C. Wrong group

D. Wrong group

Restricted groups allow an administrator to define two properties for security-sensitive groups (that is,"restricted" groups).

The two properties are Members and Member Of . The Members list defines who should and should

not belong to the restricted group. The Member Of list specifies which other groups the restricted group should belong to.

When a restricted Group Policy is enforced, any current member of a restricted group that is not on the Members list is removed. Any user on the Members list which is not currently a member of the restricted group is added.

The Restricted Groups folder is available only in Group Policy objects associated with domains, OUs, and sites. The Restricted Groups folder does not appear in the Local Computer Policy object. If a Restricted Group is defined such that it has no members (that is, the Members list is empty), then all members of the group are removed when the policy is enforced on the system. If the Member Of list is empty, no changes are made to any groups that the restricted group belongs to. In short, an empty Members list means the restricted group should have no members while an empty Member Of list means "don't care" what groups the restricted group belongs to.

### QUESTION 33

Your network contains an Active Directory domain named contoso.com. All servers run Windows Server 2012 R2. An application named Appl.exe is installed on all client computers. Multiple versions of Appl.exe are installed on different client computers. Appl.exe is digitally signed. You need to ensure that only the latest version of Appl.exe can run on the client computers. What should you create?

- A. An application control policy packaged app rule
- B. A software restriction policy certificate rule
- C. An application control policy Windows Installer rule
- D. An application control policy executable rule

**Correct Answer:** D

**Section:** (none)

**Explanation**

#### Explanation/Reference:

A. A publisher rule for a Packaged app is based on publisher, name and version B. You can create a certificate rule that identifies software and then allows or does not allow the software to run, depending on the security level.  
C. For .msi or .msp  
D. Executable Rules, for .exe and can be based on Publisher, Product name, filename and version. Use Certificate Rules on Windows Executables for Software Restriction Policies This security setting determines if digital certificates are processed when a user or process attempts to run software with an .exe file name extension. This security settings is used to enable or disable certificate rules, at type of software restriction policies rule. With software restriction policies, you can create a certificate rule that will allow or disallow software that is signed by Authenticode to run, based on the digital certificate that is associated with the software. In order for certificate rules to take effect, you must enable this security setting. When certificate rules are enabled, software restriction policies will check a certificate revocation list (CRL) to make sure the software's certificate and signature are valid. This may decrease performance when start signed programs. You can disable this feature. On Trusted Publishers Properties, clear the Publisher and Timestamp check boxes.

### QUESTION 34

Your network contains an Active Directory domain named contoso.com. All domain controllers run Windows Server 2012 R2. You need to ensure that the local Administrator account on all computers is renamed to L\_Admin. Which Group Policy settings should you modify?

- A. Security Options
- B. User Rights Assignment
- C. Restricted Groups
- D. Preferences

**Correct Answer:** A

**Section: (none)**

**Explanation**

**Explanation/Reference:**

A. Allows configuration of computers

B. User Rights Assignment policies determines which users or groups have logon rights or privileges on the computer

C. Restricted Groups defines what member or groups should exist as part of a group D. With Preferences, local and domain accounts can be added to a local group without affecting the existing members of the group In Group Policy Object Editor, click Computer Configuration, click Windows Settings, click Security Settings, click Local Policies, and then click Security Options. In the details pane, double-click Accounts: Rename administrator account.

**QUESTION 35**

You have a server that runs Windows Server 2012 R2. The disks on the server are configured as shown in the exhibit. (Click the Exhibit button.) You need to create a storage pool that contains Disk 1 and Disk 2. What should you do first?

File Action View Help



Volume	Layout	Type	File System	Status
(C:)	Simple	Basic	NTFS	Healthy (Boot, P
New Volume (E:)	Simple	Basic	NTFS	Healthy (Primary
System Reserved	Simple	Basic	NTFS	Healthy (System

**Disk 0**

Basic  
127.00 GB  
Online

**System Reserved**

350 MB NTFS  
Healthy (System, Active, Primary Partit

(C:)  
126.65 G  
Healthy

**Disk 1**

Basic  
127.00 GB  
Online

**New Volume (E:)**

127.00 GB NTFS  
Healthy (Primary Partition)

**Disk 2**

Basic  
127.00 GB  
Online

127.00 GB  
Unallocated

Unallocated Primary partition

- A. Delete volume E
- B. Convert Disk 1 and Disk 2 to dynamic disks
- C. Convert Disk 1 and Disk 2 to GPT disks
- D. Create a volume on Disk 2

**Correct Answer:** A

**Section:** (none)

**Explanation**

**Explanation/Reference:**

A. Storage Pools use unallocated space

There is no way to create a storage pool with existing data. Storage pools are only a collection of drives that are managed by windows.

<http://technet.microsoft.com/en-us/library/ff399688.aspx>

<http://technet.microsoft.com/en-us/library/hh758075.aspx>

**QUESTION 36**

You have a server named Server1 that runs Windows Server 2012 R2. You add a 4-TB disk named Disk 5 to Server1. You need to ensure that you can create a 3-TB volume on Disk 5. What should you do?

- A. Create a storage pool
- B. Convert the disk to a dynamic disk
- C. Create a VHD, and then attach the VHD.
- D. Convert the disk to a GPT disk.

**Correct Answer:** D

**Section:** (none)

**Explanation**

**Explanation/Reference:**

MBR max is 2TB, the disk must be GPT

For any hard drive over 2TB, we need to use GPT partition. If you have a disk larger than 2TB size, the rest of the disk space will not be used unless you convert it to GPT. An existing MBR partition can't be converted to GPT unless it is completely empty; you must either delete everything and convert or create the partition as GPT. It is not possible to boot to a GPT partition, impossible to convert MBR to GPT without data loss.

<http://msdn.microsoft.com/en-us/library/windows/hardware/gg463525.aspx>

**QUESTION 37**

You have a server named Server1 that has a Server Core installation of Windows Server 2008 R2. Server1 has the DHCP Server server role and the File Server server role installed.

You need to upgrade Server1 to Windows Server 2012 R2 with the graphical user interface (GUI). The solution must meet the following requirements:

- Preserve the server roles and their configurations.
- Minimize Administrative effort.

What should you do?

- A. On Server1, run setup.exe from the Windows Server 2012 R2 installation media and select Server with a GUI.
- B. Start Server1 from the Windows Server 2012 R2 installation media and select Server Core Installation. When the installation is complete, add the Server Graphical Shell feature
- C. Start Server1 from the Windows Server 2012 R2 installation media and select Server with a GUI.
- D. On Server1, run setup.exe from the Windows Server 2012 R2 installation media and select Server Core Installation. When the installation is complete, add the Server Graphical Shell feature

**Correct Answer:** D

**Section:** (none)

**Explanation**

**Explanation/Reference:**

A. Server is on 2008 R2 core, must install 2012 R2 core and then GUI B. Not least effort

C. Not least effort

D. Upgrade to 2012 R2 and install GUI shell

<http://technet.microsoft.com/en-us/library/jj574204.aspx> Upgrades that switch from a Server Core installation to the Server with a GUI mode of Windows Server 2012 R2 in one step (and vice versa) are not supported. However, after upgrade is complete, Windows Server 2012 R2 allows you to switch freely between Server Core and Server with a GUI modes. For more information about these installation options, how to convert between them, and how to use the new Minimal Server Interface and

Features on Demand, see <http://technet.microsoft.com/library/hh831786>.

### QUESTION 38

Your network contains two servers named Server1 and Server2 that run Windows Server 2012 R2. You need to install the Remote Desktop Services server role on Server2 remotely from Server1. Which tool should you use?

A. The dsadd.exe command

B. The Server Manager console

C. The Remote Desktop Gateway Manager console

D. The Install-RemoteAccess cmdlet

**Correct Answer:** B

**Section:** (none)

**Explanation**

**Explanation/Reference:**

A. Adds specific types of objects to the directory

B. You can manage remote server by Server Manager and install roles/features C. Remote Desktop Gateway (RD Gateway) is a role service that enables authorized remote users to connect to resources on an internal corporate or private network, from any Internet-connected device that can run the Remote Desktop Connection (RDC) client. D. Performs prerequisite checks for DirectAccess (DA) to ensure that it can be installed, installs DA for remoteaccess (RA) (includes management of remote clients) or for management of remote clients only, and installs VPN (both Remote Access VPN and site-to-site VPN).

### QUESTION 39

You have a server named Server1 that runs a full installation of Windows Server 2012 R2. You need to uninstall the graphical user interface (GUI) on Server1. You must achieve this goal by using the minimum amount of Administrative effort. What should you do?

A. Reinstall Windows Server 2012 R2 on the server

B. From Server Manager, uninstall the User Interfaces and Infrastructure feature

C. From Windows PowerShell, run Uninstall-WindowsFeature PowerShell-ISE

D. From Windows PowerShell, run Uninstall-WindowsFeature Desktop-Experience.

**Correct Answer:** B

**Section:** (none)

**Explanation**

**Explanation/Reference:**

A. Not least effort

- B. Quick and Easy
- C. Uninstalls PS-ISE
- D. Doesn't remove all GUI components

**QUESTION 40**

Your network contains a server named Server1 that runs Windows Server 2012 R2. Server1 has the Hyper-V server role installed. Server1 hosts four virtual machines named VM1, VM2, VM3, and VM4. Server1 is configured as shown in the following table.

Hardware component	Configuration
Processor	Eight quad-core CPUs that have non-uniform memory access (NUMA)
Memory	32 GB of RAM
Disk	Two local 4-TB disks
Network	Eight network adapters VMQ-supported PCI-SIG-supported

You install Windows Server 2012 R2 on VM2 by using Windows Deployment Services (WDS). You need to ensure that the next time VM2 restarts, you can connect to the WDS server by using PXE. Which virtual machine setting should you configure for VM2?

- A. The startup order
- B. Automatic Start Action
- C. Integration Services
- D. Single-root I/O virtualization

**Correct Answer:** A

**Section:** (none)

**Explanation**

**Explanation/Reference:**

Configure the BIOS of the computer to enable PXE boot, and set the boot order so that it is booting from the network is first

**QUESTION 41**

Your network contains an Active Directory domain named contoso.com. The domain contains two domain controllers. The domain controllers are configured as shown in the following table.

Name	Operating system	Operation master role
DC1	Windows Server 8	<ul style="list-style-type: none"> <li>• Domain naming master</li> <li>• Schema master</li> </ul>
DC2	Windows Server 2008 R2	<ul style="list-style-type: none"> <li>• PDC emulator</li> <li>• RID master</li> <li>• Infrastructure master</li> </ul>

In the perimeter network, you install a new server named Server1 that runs a Server Core Installation of Windows Server 2012 R2. You need to join Server1 to the contoso.com domain. What should you use?

- A. The New-ADComputer cmdlet
- B. The djoin.exe command
- C. The dsadd.exe command
- D. The Add-Computer cmdlet

**Correct Answer:** B

**Section:** (none)

**Explanation**

**Explanation/Reference:**

- A. Creates a new Active Directory computer.
- B. Use djoin for offline join in the perimeter network
- C. Adds specific types of objects to the directory.
- D. Add the local computer to a domain or workgroup.

**QUESTION 42**

Your network contains an Active Directory domain named adatum.com. The domain contains three domain DC3 loses network connectivity due to a hardware failure. You plan to remove DC3 from the domain. You log on to DC3. You need to identify which service location (SRV) records are registered by DC3. What should you do?

Name	Operating system	Additional server roles
DC1	Windows Server 2008 R2	DNS Server
DC2	Windows Server 2012	DNS Server
DC3	Windows Server 2012	None

- A. Open the %windir%\system32\config\netlogon.dns file.
- B. Run dcdiag /test:dns
- C. Open the %windir%\system32\dns\backup\adatum.com.dns file.
- D. Run ipconfig /displaydns.

**Correct Answer:**

**Section:** (none)

**Explanation**

**Explanation/Reference:**

- A. Netlogon service creates a log file that contains all the locator resource records and places the logfile in the following location:
  - B. Analyzes the state of domain controllers in a forest or enterprise and reports any problems to help intr troubleshooting.
  - C. dns backup file
  - D. used to display current resolver cache content You can verify SRV locator resource records by viewing netlogon.dns, located in the %systemroot%\System32\Config folder.
- The SRV record is a Domain Name System (DNS) resource record that is used to identify computers that hostspecific services.
- SRV resource records are used to locate domain controllers for Active Directory.
- You can use Notepad, to view this file.
- The first record in the file is the domain controller's Lightweight Directory Access Protocol (LDAP) SRV record

**QUESTION 43**

Your network contains an Active Directory forest that contains three domains. A group named Group1 is configured as a domain local distribution group in the forest root domain. You plan to grant Group1 read-only access to a shared folder named Share1. Share1 is located in a child domain.

You need to ensure that the members of Group1 can access Share1. What should you do first?

- A. Convert Group1 to a global distribution group.
- B. Convert Group1 to a universal security group.



- C. Convert Group1 to a universal distribution group.
- D. Convert Group1 to a domain local security group

**Correct Answer:** B

**Section:** (none)

**Explanation**

**Explanation/Reference:**

- A. Distribution Groups only used for email
- B, Universal can be used for any domain or forest
- C. Distribution Groups only used for email
- D. Permissions can be assigned only within the same domain as the parent domain local group  
Group scope Universal can be assigned permissions in any domain or forest.

#### **QUESTION 44**

Your network contains an Active Directory domain named contoso.com. All domain controllers run Windows Server 2008 R2. One of the domain controllers is named DC1. The network contains a member server named Server1 that runs Windows Server 2012 R2.

You need to promote Server1 to a domain controller by using install from media (IFM).

What should you do first?

- A. Create a system state backup of DC1.
- B. Create IFM media on DC1.
- C. Upgrade DC1 to Windows Server 2012 R2.
- D. Run the Active Directory Domain Services Configuration Wizard on Server1.
- E. Run the Active Directory Domain Services Installation Wizard on DC1.

**Correct Answer:** C

**Section:** (none)

**Explanation**

**Explanation/Reference:**

- A. Backs up system state data to be restored
- C. Only valid option. You could install ADDS role on Server 1 and run ADDS configuration wizard and add DC to existing domain
- D. Need to add ADDS role first
- E. Wrong server

Installation from media does not work across different operating system versions. In other words, you must use a Windows Server 2012 R2 domain controller to generate installation media to use for another Windows Server 2012 R2 domain controller installation. We can use the Install from media (IFM) option to install an Additional Domain Controller in an existing domain is the best option such as a branch office scenario where network is slow, unreliable and costly.

IFM will minimize replication traffic during the installation because it uses restored backup files to populate the AD DS database. This will significantly reduce the amount of traffic copied over the WAN link.

Things to remember:

If you are deploying your first Domain Controller in the domain, you cannot use IFM.

The OS will need to match the IFM media. (If you create a 2008 R2 IFM, promote a 2008 R2 DC)

If you are creating a DC that will be a Global Catalog Server, create your IFM on a Global Catalog Server.

If you are creating a DC that will be a DNS Server, create your IFM on a DNS Server. If you want to copy the SYSVOL, the DC on which you generate the installation media and the new DC must be at least running Windows Server 2008 with Service Pack 2 or Windows Server 2008 R2.

Membership of the Domain Admins group is the minimum required to complete IFM.

#### **QUESTION 45**

Your network contains an Active Directory domain named contoso.com. The domain contains 100 servers. The servers are contained in an organizational unit (OU) named ServersOU. You need to

create a group named Group1 on all of the servers in the domain.  
You must ensure that Group1 is added only to the servers.  
What should you configure?

- A. a Local Users and Groups preferences setting in a Group Policy linked to the Domain Controllers OU
- B. a Restricted Groups setting in a Group Policy linked to the domain
- C. a Local Users and Groups preferences setting in a Group Policy linked to ServersOU
- D. a Restricted Groups setting in a Group Policy linked to ServersOU

**Correct Answer: C**

**Section: (none)**

**Explanation**

**Explanation/Reference:**

- A. This would add the group to the wrong OU
- B. This would affect the whole domain and would effect member of the group
- C. allows you to centrally manage local users and groups on domain member computers and is this is the correct OU for the GPO change
- D. Restricted Groups defines what member or groups should exist as part of a group Why use Group Policy preferences?  
Unlike Group Policy settings, which Apply to both local computer policy and Active Directory policy, GroupPolicy preferences only Apply to Active Directory policy.  
You use preferences to configure many areas of the OS, including:  
System devices, such as USB ports, floppy drives and removable media Network shares and mapping network shares to drive letters System and user environment variables  
User and group accounts for the local computer  
VPN and dial-up networking connections  
Printer configuration and mapping  
Registry settings, schedule tasks and system services  
Settings for Folder Options, Internet Options and Regional and Language Options Settings for power schemes and power management  
Start Menu properties and menu items

#### **QUESTION 46**

Your network contains an Active Directory domain named adatum.com. The domain contains several thousand member servers that run Windows Server 2012 R2. All of the computer accounts for the member servers are in an organizational unit (OU) named ServersAccounts. Servers are restarted only occasionally.  
You need to identify which servers were restarted during the last two days.  
What should you do?

- A. Run dsquery computer and specify the -staiepwdpara meter
- B. Run Get-ADComputer and specify the SearchScope parameter
- C. Run Get-ADComputer and specify the lastLogonproperty.
- D. Run dsquery server and specify the -o parameter

**Correct Answer: C**

**Section: (none)**

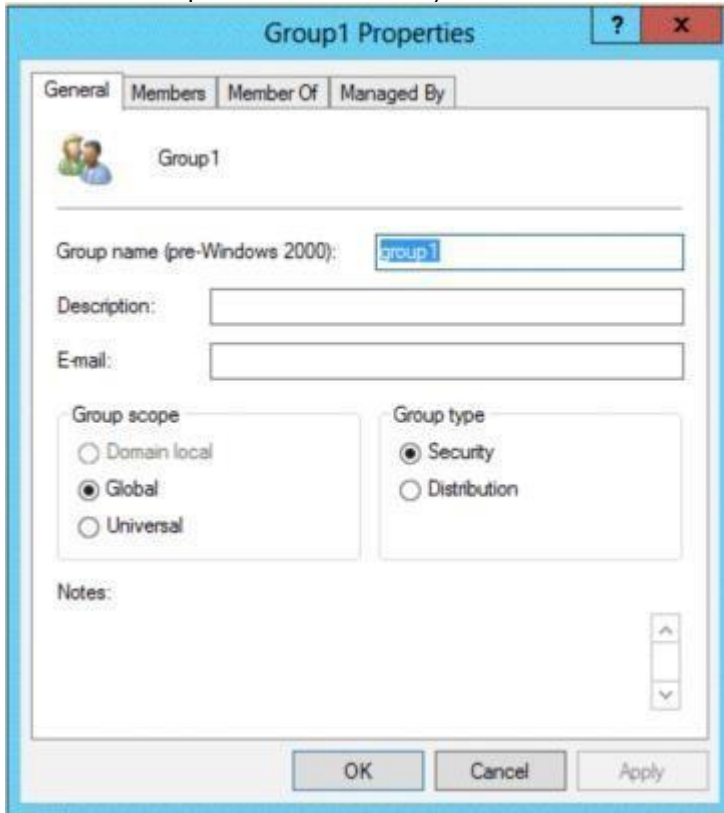
**Explanation**

**Explanation/Reference:**

#### **QUESTION 47**

Your network contains an Active Directory domain named contoso.com. You log on to a domain controller by using an account named Admin1. Admin1 is a member of the Domain Admins group. You view the properties of a group named Group1 as shown in the exhibit. (Click the Exhibit button.) Group1 is located in an organizational unit (OU) named OU1.

You need to ensure that you can modify the Security settings of Group1 by using Active Directory Users and Computers. What should you do from Active Directory Users and Computers?



- A. From the View menu, select Users, Contacts, Groups, and Computers as containers.
- B. Right-click OU1 and select Delegate Control
- C. From the View menu, select Advanced Features.
- D. Right-click contoso.com and select Delegate Control.

**Correct Answer: C**

**Section: (none)**

**Explanation**

**Explanation/Reference:**

From ADUC select view toolbar then select advanced features When you open up the ADUC in a default installation of Active Directory, you are only presented with the basic containers. These basic containers include the only organizational unit (OU), which is the Domain Controllers OU, as well as the other containers such as Users and Computers. To see more in-depth containers, you need to configure the ADUC by going to the View option on the toolbar, then selecting Advanced Features. This will refresh the view within the ADUC and add some new containers. There are no hidden (or Advanced) OUs that will show up when you configure the ADUC in this way. Viewing ADUC Advanced Settings:

**QUESTION 48**

Your network contains an Active Directory domain named contoso.com. The domain contains two domain controllers named DC1 and DC2. You install Windows Server 2012 on a new computer named DC3. You need to manually configure DC3 as a domain controller. Which tool should you use?

- A. Server Manager
- B. winrm.exe

- C. Active Directory Domains and Trusts
- D. dcpromo.exe

**Correct Answer:** A

**Section:** (none)

**Explanation**

**Explanation/Reference:**

- A. using the Add Roles Wizard in Server Manager, followed by the Active Directory Domain Services Configuration Wizard
- B. winrm is the server side service for remote management
- C. used for trust between multiple domains
- D. Dcpromo.exe has been deprecated. In Windows Server 2012 R2, if you run dcpromo.exe (without anyparameters) from a command prompt, you receive a message directing you to Server Manager

#### **QUESTION 49**

You have a server named Core1 that has a Server Core Installation of Windows Server 2012 R2. Core1 has the Hyper-V server role installed. Core1 has two network adapters from different thirdparty hardware vendors.

You need to configure network traffic failover to prevent connectivity loss if a network adapter fails.

What should you use?

- A. New-NetSwitchTeam
- B. Add-NetSwitchTeamMember
- C. Install-Feature
- D. netsh.exe

**Correct Answer:**

**Section:** (none)

**Explanation**

**Explanation/Reference:**

- A. Creates a new switch team
- B. Adds a network adapter member to an existing switch team
- C. Not a valid cmdlet
- D. Network shell (netsh) is a command-line utility that allows you to configure and display the status of various network communications server role

[Detailed Description](#)

The **New-NetSwitchTeam** cmdlet creates a new switch team. A switch team must have a name for the team and must be

#### **QUESTION 50**

You have a server named Server1 that runs Windows Server 2012 R2. You connect three new hard disks to Server1.

You need to create a storage space that contains the three disks. The solution must meet the following requirements:

- Provide fault tolerance if a single disk fails.
- Maximize the amount of files that can be stored in the storage space.

- A. A simple space
- B. A spanned volume
- C. A mirrored space
- D. A parity space

**Correct Answer:** D

**Section:** (none)

**Explanation**

**Explanation/Reference:**

Explanation:

A. Stripes data across a set of pool disks, and is not resilient to any disk failures.

B. A spanned volume is a dynamic volume consisting of disk space on more than one physical disk and not fault tolerant

C. Fault tolerant but Not max space

D. Fault tolerant and better space ratio

Parity spaces are designed for capacity efficiency and increased resiliency. Parity spaces are best suited for archival data and streaming media, such as music and videos.

#### **QUESTION 51**

You perform a Server Core Installation of Windows Server 2012 R2 on a server named Server1.

You need to add a graphical user interface (GUI) to Server1.

Which tool should you use?

A. The setup.exe command

B. The dism.exe command

C. The imagex.exe command

D. The Add-WindowsPackage cmdlet

**Correct Answer:** B

**Section:** (none)

**Explanation**

**Explanation/Reference:**

The DISM command is called by the Add-WindowsFeature command. Here is the systax for DISM:

Dism /online /enable-feature /featurename:ServerCore-FullServer /featurename:ServerGui-Shell

/featurename:Server-Gui-Mgmt

#### **QUESTION 52**

You have a server named Server1 that runs Windows Server 2012 R2. Server1 has five network

adapters. Three of the network adapters an connected to a network named LAN1. The two other

network adapters are connected to a network named LAN2.

You need to create a network adapter team from the three network adapters connected to LAN 1.

Which tool should you use?

A. Routing and Remote Access

B. Network and Sharing Center

C. Server Manager

D. Network Load Balancing Manager

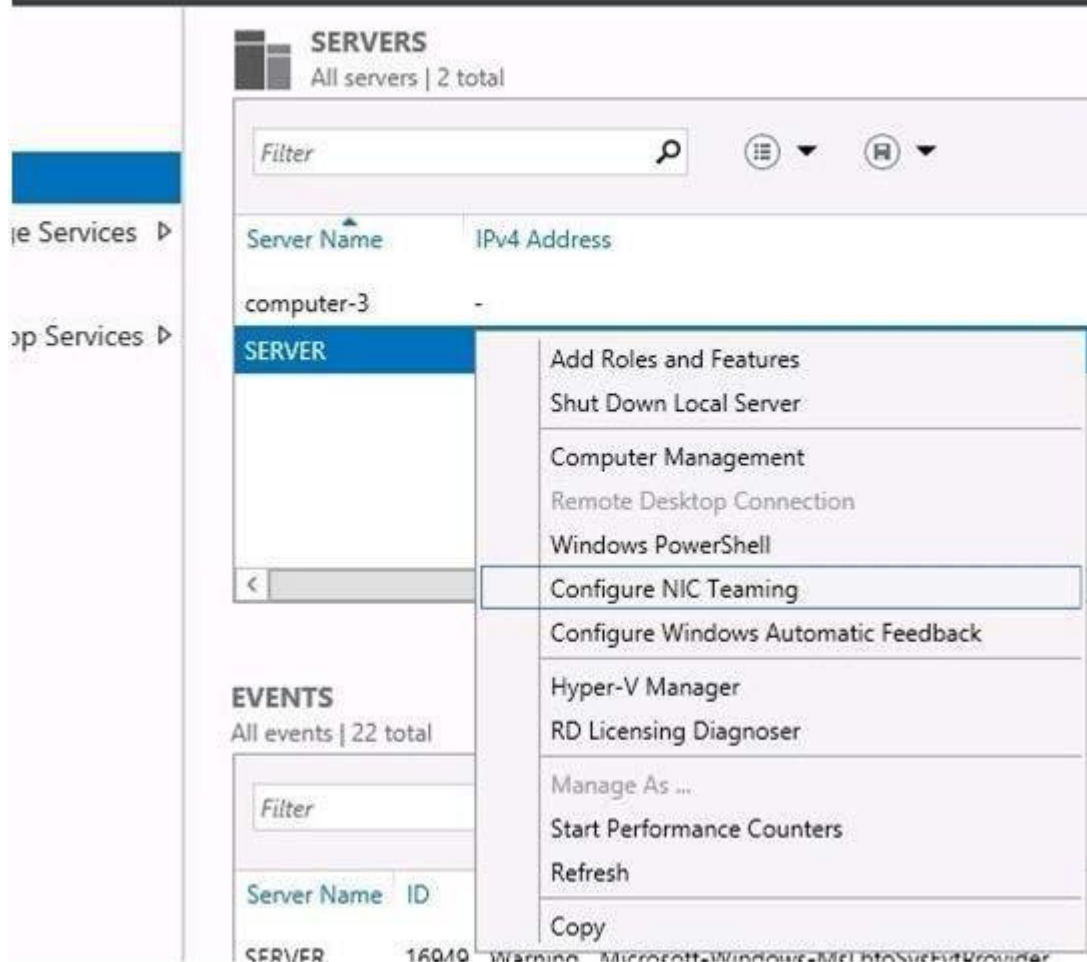
**Correct Answer:** C

**Section:** (none)

**Explanation**

**Explanation/Reference:**

## Server Manager ▸ All Servers



### QUESTION 53

You have a server named Server1 that runs Windows Server 2012 R2. You need to remove Windows Explorer, Windows Internet Explorer, and all related components and files from Server1. What should you run on Server1?

- A. `Uninstall-WindowsFeature Server-Gui-Mgmt-Infra Remove`
- B. `Uninstall-WindowsFeature Server-Gui-Shell`
- C. `msiexec.exe /uninstall iexplore.exe /x`
- D. `msiexec.exe /uninstall explorer.exe /x`

**Correct Answer:** B

**Section:** (none)

**Explanation**

#### **Explanation/Reference:**

- A. Would be a server core install
- B. No IE or taskbar, explorer or control panel
- C. Would leave components
- D. Would leave components

In Windows Server 2012 R2, you can remove the Server Graphical Shell, resulting in the "Minimal ServerInterface".

This is similar to a Server with a GUI installation, but Internet Explorer 10, Windows Explorer, the

desktop, and the Start screen are not installed.

Microsoft Management Console (MMC), Server Manager, and a subset of Control Panel are still present.

If the server has a full installation of Windows Server, and I need to bring the server down to minimal

#### **QUESTION 54**

You have a server named Server1 that runs Windows Server 2012 R2. Server1 has the Hyper-V server role installed. On Server1, you create a virtual machine named VM1. VM1 has a legacy network adapter. You need to assign a specific amount of available network bandwidth to VM1. What should you do first?

- A. Remove the legacy network adapter, and then run the Set-VMNetworkAdaptercmdlet.
- B. Add a second legacy network adapter, and then run the Set-VMNetworkAdaptercmdlet
- C. Add a second legacy network adapter, and then configure network adapter teaming.
- D. Remove the legacy network adapter, and then add a network adapter

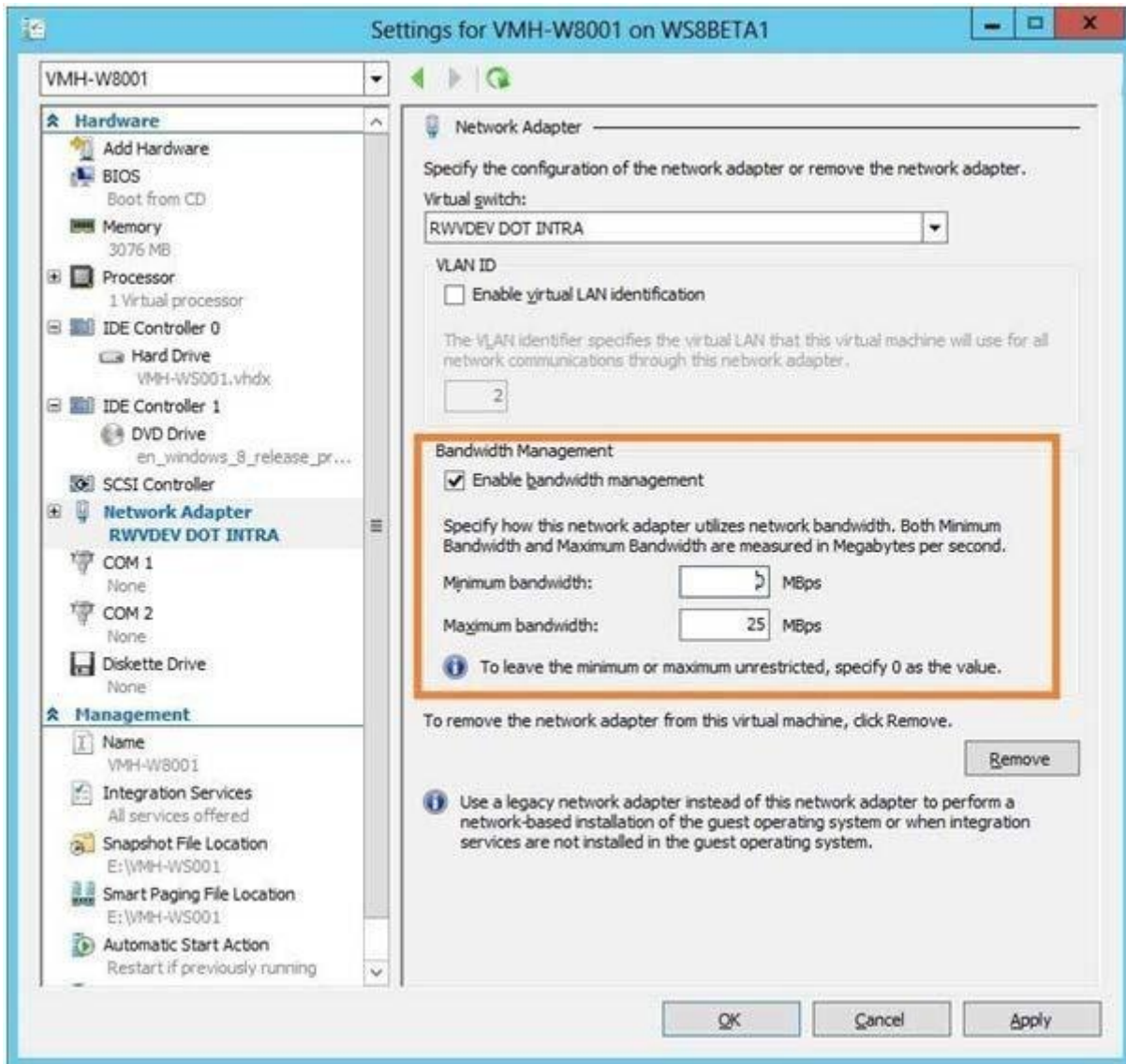
**Correct Answer:** D

**Section:** (none)

**Explanation**

#### **Explanation/Reference:**

- A. Set-VMNetworkAdaptercmdlet configures features of the virtual network adapter in a virtual machine or the management operating system
- B. The legacy network adapter doesn't support bandwidth management
- C. The legacy network adapter doesn't support bandwidth management
- D. Add a New network adapter The legacy network adapter doesn't support bandwidth management



### QUESTION 55

Your network contains an Active Directory domain named adatum.com. The domain contains a server named Server1 that runs Windows Server 2012 R2.

On a server named Core1, you perform a Server Core Installation of Windows Server 2012 R2. You join Core1 to the adatum.com domain.

You need to ensure that you can use Event Viewer on Server1 to view the event logs on Core1. What should you do on Core1?

- A. Run the Enable-NetFirewallRulecmdlet.
- B. Run sconfig.exe and configure remote management
- C. Run the Disable-NetFirewallRulecmdlet
- D. Run sconfig.exe and configure the network settings

**Correct Answer: A**

**Section: (none)**

**Explanation**

**Explanation/Reference:**

- A. Allows MMC snap in for Event Viewer.



- B. Modifies service entries
  - C. Would Disable a firewall rule which was enabled
  - D. Modifies service entries
- Enable-NetFirewallRule -DisplayGroup "Remote Event Log Management"  
 http://

▲ To configure Windows Firewall to allow MMC snap-in(s) to connect

- To allow all MMC snap-ins to connect, run  
`Enable-NetFirewallRule -DisplayGroup "Remote Administration"`
  - To allow only specific MMC snap-ins to connect, run:  
`Enable-NetFirewallRule -DisplayGroup "<rulegroup>"`
- Where:  
*Rulegroup* is one of the values from the table below, depending on which snap-in you want to connect.

MMC snap-in	Rule group
Event Viewer	Remote Event Log Management
Services	Remote Services Management

**QUESTION 56**

Your network contains a file server named Server1 that runs Windows Server 2012 R2. All client computers run Windows 8.

You need to ensure that when users are connected to the network, they always use local offline files that are cached from Server1.

Which Group Policy setting should you configure?

- A. Configure slow-link mode.
- B. Configure Slow link speed
- C. Enable file synchronization on costed networks
- D. Turn on economical application of Administratively assigned Offline Files.

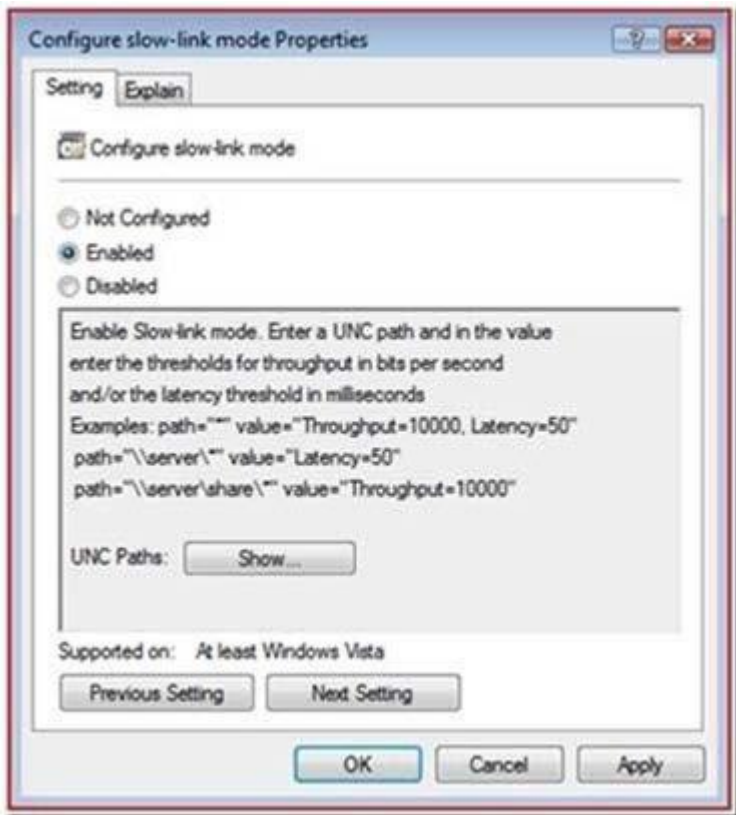
**Correct Answer:** A

**Section:** (none)

**Explanation**

**Explanation/Reference:**

- A. Offline Files to provide faster access to cached files and redirected folders.
- B. Defines a slow connection for purposes of Applying and updating Group Policy.
- C. automatically tracks roaming and bandwidth usage limits while on metered connections
- D. Lists network files and folders that are always available for offline use. This policy makes the specified files and folders available offline to users of the computer. When Offline Files is operating in the slow-link mode, all network file requests are satisfied from the OfflineFiles cache. This is similar to a user working offline. If you enable this policy setting, Offline Files uses the slow-link mode if the network throughput between the client and the server is below (slower than) the Throughput threshold parameter, or if the round-trip network latency is above (slower than) the Latency threshold parameter.



#### 4 To enable the Always Offline Mode

1. Open **Group Policy Management**.
2. To optionally create a new Group Policy Object (GPO) for Offline Files settings, right-click the appropriate domain or organizational unit (OU), and then click **Create a GPO in this domain, and link it here**.
3. In the console tree, right-click the GPO for which you want to configure the Offline Files settings and then click **Edit**. The **Group Policy Management Editor** appears.
4. In the console tree, under **Computer Configuration**, expand **Policies**, expand **Administrative Templates**, expand **Network**, and expand **Offline Files**.
5. Right-click **Configure slow-link mode**, and then click **Edit**. The **Configure slow-link mode** window appears.
6. Click **Enabled**.
7. In the **Options** box, click **Show**. The **Show Contents window** appears.
8. In the **Value name** box, specify the file share for which you want to enable Always Offline mode.
9. To enable Always Offline mode on all file shares, type **\***.
10. In the **Value** box, type **Latency=1** to set the latency threshold to one millisecond, and then click **OK**.

#### QUESTION 57

Your network contains an Active Directory domain named contoso.com. All servers run either Windows Server 2008 R2 or Windows Server 2012 R2. All client computers run either Windows 7 or Windows 8. The domain contains a member server named Server1 that runs Windows Server 2012 R2. Server1 has the File and Storage Services server role installed. On Server1, you create a share named Share1.

You need to ensure that users can use Previous Versions to restore the files in Share1. What should you configure on Server1?

- A. The Shadow Copies settings
- B. A Windows Server Backup schedule

- C. A data recovery agent
- D. The Recycle Bin properties

**Correct Answer:** A

**Section:** (none)

**Explanation**

**Explanation/Reference:**

- A. Enable and schedule shadow copies for Share1
  - B. The backup doesn't give users access until files are restored
  - D. No settings for file version
- [http://technet.microsoft.com/en-us/library/cc786104\(v=ws.10\).aspx](http://technet.microsoft.com/en-us/library/cc786104(v=ws.10).aspx)

#### **QUESTION 58**

You have a server named Server1 that runs Windows Server 2012 R2. Server1 has the Print and Document Services server role installed. Server1 is connected to two identical print devices. You need to ensure that users can submit print jobs to the print devices. The solution must ensure that if one print device fails, the print jobs will print automatically on the other print device. What should you do on Server1?

- A. Add two printers and configure the priority of each printer
- B. Add one printer and configure printer pooling
- C. Install the Network Load Balancing (NLB) feature, and then add one printer
- D. Install the Failover Clustering feature, and then add one printer

**Correct Answer:** B

**Section:** (none)

**Explanation**

**Explanation/Reference:**

- A. expedite documents that need to be printed immediately
- B. A printing pool is one logical printer connected to multiple printers through multiple ports of the print server. The printer that is idle receives the next document sent to the logical printer. When printing to a printer pool, the spooler will send waiting jobs to alternate ports. If the original or alternate ports are not available
- C. NLB for printing is not supported
- D. Would need 2 nodes

A printing pool is one logical printer connected to multiple printers through multiple ports of the print server. The printer that is idle receives the next document sent to the logical printer. This is useful in a network with a high volume of printing because it decreases the time users wait for their documents.

A printing pool also simplifies administration because multiple printers can be managed from the same logical printer on a server. If one device within a pool stops printing, the current document is held at that device. The succeeding documents print to other devices in the pool, while the delayed document waits until the nonfunctioning printer is fixed. Efficient printer pools have the following characteristics:

All printers in the pool are the same model.

Printer ports can be of the same type or mixed (parallel, serial, and network). It is recommended that all printers be in one location. Because it is impossible to predict which printer will receive the

#### **QUESTION 59**

You have a server named Server2 that runs Windows Server 2012 R2. You open Server Manager on Server2 as shown in the exhibit. (Click the Exhibit button.) The Everyone group has read share permission and read NTFS permission to Sources.

You need to ensure that when users browse the network, the Sources share is not visible. What should you do?



# Shares



Servers



Storage Pools



Volumes



Shares



iSCSI Virtual Disks



## SHARES

All shares | 1 total

Filter

Share

Local

Server2 (1)

sources

C:\sou

- A. From the properties of the Sources folder, remove the Sources share, and then share the Sources folder as Sources\$
- B. From the properties of the Sources folder, deny the List Folder Contents permission for the Everyone group
- C. From the properties of the Sources share, configure access-based enumeration
- D. From the properties of the Sources folder, configure the hidden attribute

**Correct Answer:** A

**Section:** (none)

**Explanation**

**Explanation/Reference:**

- A. need to remove the old share, \$ creates a hidden share
- B. This would deny everyone
- C. This feature allows users of Windows Server 2003-Based file servers to list only the files and folders to which they have access when browsing content on the file server

#### **QUESTION 60**

Your network contains a server named Server1 that runs Windows Server 2012 R2. Server1 has the Print and Document Services server role installed. You connect a new print device to the network. The marketing department and the sales department will use the print device. You need to provide users from both departments with the ability to print to the network print device. The solution must ensure that if there are multiple documents queued to print, the documents from the sales users print before the documents from the marketing users. What should you do on Server1?

- A. Add two printers. Modify the priorities of each printer and the security settings of each printer
- B. Add two printers and configure printer pooling
- C. Add one printer and configure printer pooling
- D. Add one printer. Modify the printer priority and the security settings

**Correct Answer:** A

**Section:** (none)

**Explanation**

**Explanation/Reference:**

#### **QUESTION 61**

Your network contains an Active Directory domain named contoso.com. The network contains a server named Server1 that runs Windows Server 2012 and a server named Server2 that runs Windows Server 2008 R2 Service Pack 1 (SP1). Server1 and Server2 are member servers. You need to ensure that you can manage Server2 from Server1 by using Server Manager. Which two tasks should you perform? (Each correct answer presents part of the solution. Choose two.)

- A. Install Remote Server Administration Tools on Server1.
- B. Install Windows Management Framework 3.0 on Server2.
- C. Install the Windows PowerShell 2.0 engine on Server1.
- D. Install Microsoft .NET Framework 4 on Server2.
- E. Install Remote Server Administration Tools on Server2

**Correct Answer:** BD

**Section:** (none)

**Explanation**

### Explanation/Reference:

Windows Server 2012 can manage Windows Server 2012 R2, Hyper-V Server 2012, Server 2008 SP2 and Server 2008 R2 SP1

These instructions explain how to install:

Install the full installation of Microsoft .NET Framework 4.0 (dotNetFx40\_Full\_setup.exe) or, install Microsoft .NET Framework 4.5 (dotNetFx45\_Full\_setup.exe)

Install Windows Management Framework 3.0

Security Note By default, Server Manager and Windows PowerShell remote management is enabled in Windows Server 2012 R2.

### Software and configuration requirements

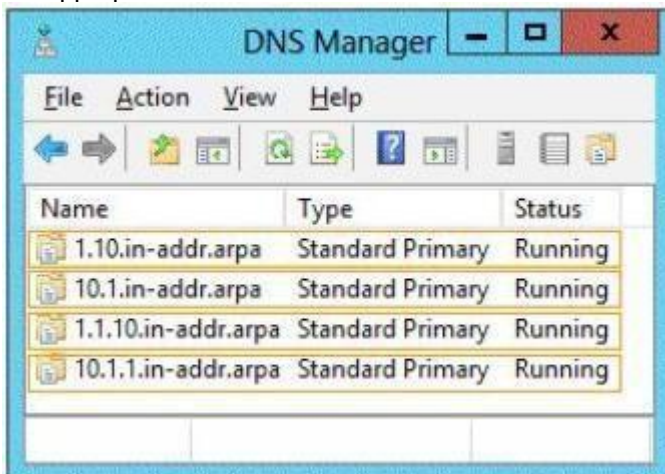
Server Manager is installed by default with all editions of Windows Server 2012. Although you can use Server Manager Manager does not run directly on Server Core installation options.

To fully manage remote servers that are running Windows Server 2008 or Windows Server 2008 R2, install the following:

1. .NET Framework 4
2. Windows Management Framework 3.0 The Windows Management Framework 3.0 download package updates V Server Manager collect information about roles and features that are installed on the managed servers. Until the **Verify earlier versions run Windows Management Framework 3.0.**
3. The performance update associated with Knowledge Base article 2682011 allows Server Manager to collect per

### QUESTION 62

You have a DNS server named Server1. Server1 runs Windows Server 2012 R2. The network ID is 10.1.1.0/24. An administrator creates several reverse lookup zones. You need to identify which reverse lookup zone is configured correctly. Which zone should you identify? To answer, select the appropriate zone in the answer area.

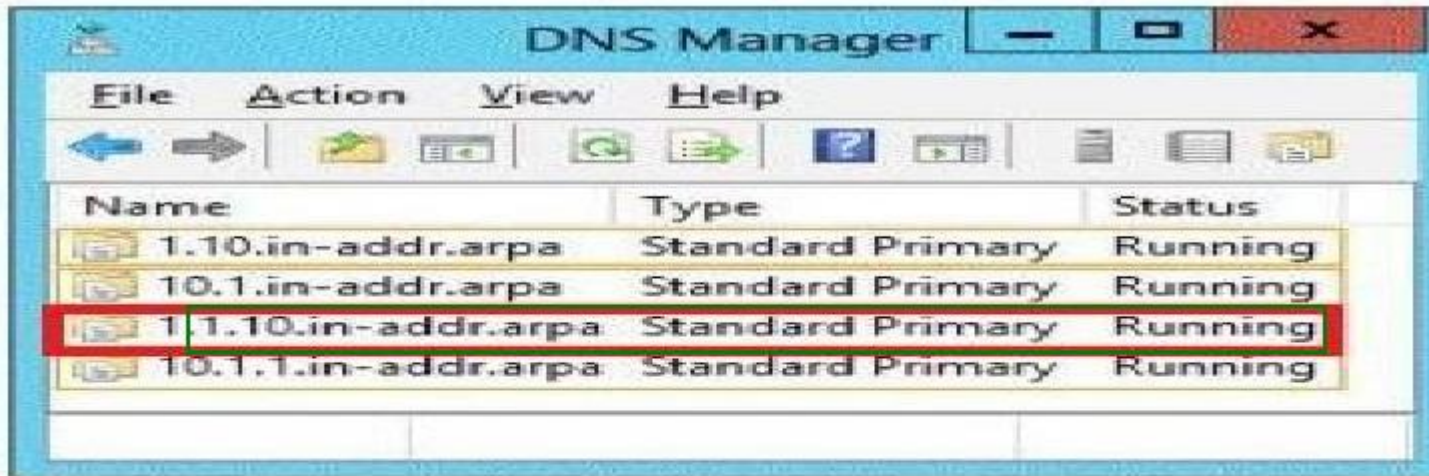


Point and Shoot:

The screenshot shows the Windows DNS Manager interface. The window title is "DNS Manager". The menu bar includes "File", "Action", "View", and "Help". Below the menu bar is a toolbar with various icons for navigation and management. The main area contains a table with the following data:

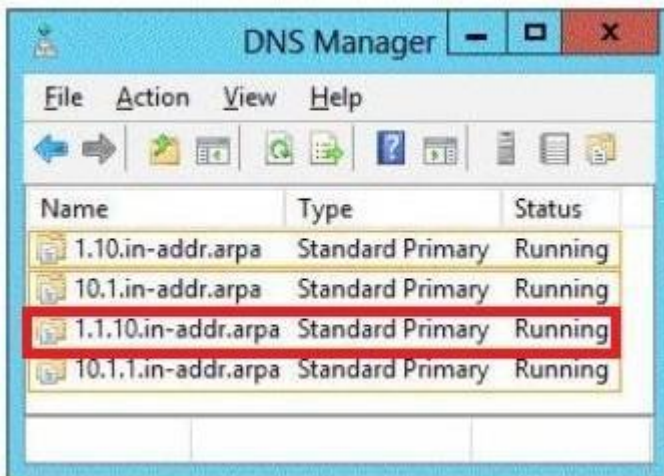
Name	Type	Status
1.10.in-addr.arpa	Standard Primary	Running
10.1.in-addr.arpa	Standard Primary	Running
1.1.10.in-addr.arpa	Standard Primary	Running
10.1.1.in-addr.arpa	Standard Primary	Running

Correct Answer:



Section: (none)  
Explanation

Explanation/Reference:





**QUESTION 63**

You have a server named Server1. Server1 runs Windows Server 2012 R2. Server1 has two network adapters. Each network adapter must be configured as shown in the following table.

Network adapter name	Required IPv6 address type
NIC1	Private Routable
NIC2	Multicast

You need to configure the correct IPv6 address prefix for each network adapter. Which prefix should you select for each network adapter?

To answer, drag the appropriate IPv6 prefix to the correct network adapter in the answer area. Each prefix may be used once, more than once, or not at all. You may need to drag the split bar between panes or scroll to view content.

The screenshot shows a drag-and-drop interface. On the left, under the heading "IPv6 Prefixes", there are four yellow buttons with the following text: "2000::", "FC00::", "FE80::", and "FF00::". On the right, under the heading "Answer Area", there are two blue buttons: "NIC1: IPv6 Prefix" and "NIC2: IPv6 Prefix". A vertical blue split bar is positioned between the two panes.

**Select and Place:**

IPv6 Prefixes	Answer Area
2000::	NIC1: IPv6 Prefix
FC00::	NIC2: IPv6 Prefix
FE80::	
FF00::	

Correct Answer:

The screenshot shows a network configuration window with two main sections:

- IPv6 Prefixes:** A list of four IPv6 address ranges: 2000::, FC00::, FE80::, and FF00::.
- Answer Area:** Two network interface cards (NIC1 and NIC2) are shown, each with a dropdown menu currently set to "IPv6 Prefix".

**Section: (none)**  
**Explanation**

**Explanation/Reference:**

**QUESTION 64**

Your company has a main office that contains 225 client computers. The client computers are located on a subnet that uses the network ID of 10.10.1.0/24. The company plans to open two branch offices. The offices will be configured as shown in the following table.

Office name	Number of client computers
Branch1	100
Branch2	50

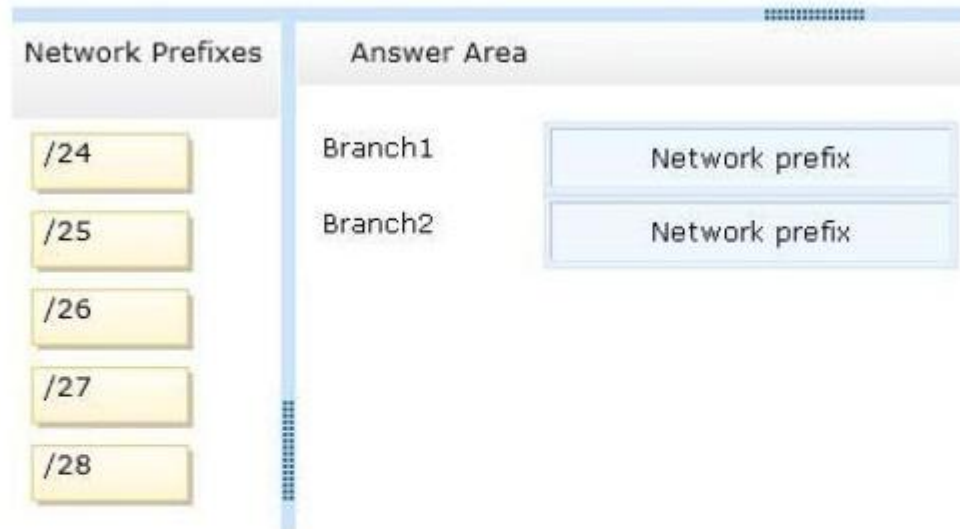
You need to select a network prefix for each office to ensure that there are enough IPv4 addresses for each client computer. The solution must minimize the number of unused IP addresses. Which network prefixes should you select?

To answer, drag the appropriate network prefix to the correct branch office in the answer area.

**Select and Place:**

Network Prefixes	Answer Area	
/24	Branch1	Network prefix
/25	Branch2	Network prefix
/26		
/27		
/28		

**Correct Answer:**



**Section: (none)**  
**Explanation**

**Explanation/Reference:**

**QUESTION 65**

Your infrastructure divided in 2 sites. You have a forest root domain and child domain. There is only one DC on site 2 with no FSMO roles. The link goes down to site 2 and no users can log on. What FSMO roles you need on to restore the access?

- A. Infrastructure master
- B. RID master
- C. Domain Naming master
- D. PCD emulator

**Correct Answer: D**  
**Section: (none)**  
**Explanation**

**Explanation/Reference:**

D. The PDC emulator is used as a reference DC to double-check incorrect passwords and it also receives new password changes.

PDC Emulator is the most complicated and least understood role, for it runs a diverse range of critical tasks. It is a domain-specific role, so exists in the forest root domain and every child domain. Password changes and account lockouts are immediately processed at the PDC Emulator for a domain, to ensure such changes do not prevent a user logging on as a result of multi-master replication delays, such as across Active Directory sites.

multi-master directory concept

[http://technet.microsoft.com/en-us/library/cc773108\(v=ws.10\).aspx](http://technet.microsoft.com/en-us/library/cc773108(v=ws.10).aspx)

#### QUESTION 66

You perform a Server Core Installation of window Server 2012 R2 on server named Server1.

You need to add a graphical user interface (GUI) to server1. Which tool should you use?

- A. the Add-WindowsFeature cmdlet
- B. the Install-Module cmdlet
- C. the setup.exe command
- D. the Add-WindowsPackage cmdlet

**Correct Answer:** A

**Section:** (none)

**Explanation**

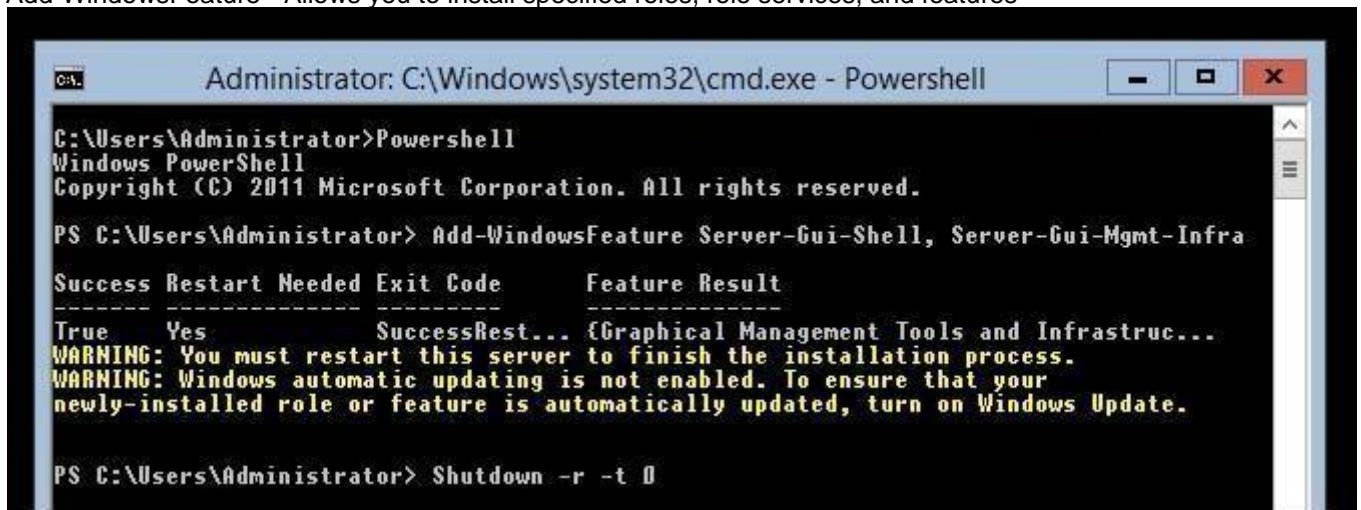
#### Explanation/Reference:

A. The Add-WindowsFeature cmdlet allows you to install specified roles, role services, and features

B. Not a valid cmdlet

D. Adds a single .cab or .msu file to a Windows image.

Add-WindowsFeature - Allows you to install specified roles, role services, and features



```
Administrator: C:\Windows\system32\cmd.exe - Powershell
C:\Users\Administrator>Powershell
Windows PowerShell
Copyright (C) 2011 Microsoft Corporation. All rights reserved.

PS C:\Users\Administrator> Add-WindowsFeature Server-Gui-Shell, Server-Gui-Mgmt-Infra

Success Restart Needed Exit Code      Feature Result
-----
True      Yes      SuccessRest... {Graphical Management Tools and Infrastruc...
WARNING: You must restart this server to finish the installation process.
WARNING: Windows automatic updating is not enabled. To ensure that your
newly-installed role or feature is automatically updated, turn on Windows Update.

PS C:\Users\Administrator> Shutdown -r -t 0
```

#### QUESTION 67

A network technician installs Windows Server 2012 R2 Standard on a server named Server1.

A corporate policy states that all servers must run Windows Server 2012 R2 Enterprise.

You need to ensure that Server1 complies with the corporate policy.

You want to achieve this goal by using the minimum amount of administrative effort.

What should you perform?

- A. a clean installation of Windows Server 2012 R2
- B. an upgrade installation of Windows Server 2012 R2
- C. online servicing by using Dism
- D. offline servicing by using Dism

**Correct Answer:** C

**Section:** (none)

**Explanation**

**Explanation/Reference:**

A. Not least effort

B. Not least effort

C. `dism /online /set-edition`

D. offline would be less ideal and more workex: `DISM /online /Set-`

Edition:ServerEnterprise/ProductKey:489J6-VHDMP-X63PK-3K798-CPX3YWindows Server 2008

### QUESTION 68

You have a domain controller named Server1 that runs Windows Server 2012 R2 and has the DNS Server server role installed. Server1 hosts a DNS zone named contoso.com and a GlobalNames zone. You discover that the root hints were removed from Server1. You need to view the default root hints of Server1.

What should you do?

A. From Event Viewer, open the DNS Manager log.

B. From Notepad, open the Cache.dns file.

C. From Windows Powershell, run `Get-DNSServerDiagnostics`

D. From nslookup, run `root server1.contoso.com`

**Correct Answer:** B

**Section:** (none)

**Explanation**

**Explanation/Reference:**

A. Allows you to troubleshoot DNS issues

B. DNS Server service implements root hints using a file, Cache.dns, stored in the `systemroot\System32\Dnsfolder` on the server

C. Gets DNS event logging details

D.

[http://technet.microsoft.com/en-us/library/cc758353\(v=ws.10\).aspx](http://technet.microsoft.com/en-us/library/cc758353(v=ws.10).aspx)

### QUESTION 69

Your company has a main office and two branch offices. The offices connect to each other by using a WAN link. In the main office, you have a server named Server1 that runs Windows Server 2012 R2. Server1 is configured to use an IPv4 address only. You need to assign an IPv6 address to Server1. The IP address must be private and routable. Which IPv6 address should you assign to Server1?

A. `fe80:ab32:145c::32cc:401b`

B. `ff00:3fff:65df:145c:dca8::82a4`

C. `2001:ab32:145c::32cc:401b`

D. `fd00:ab32:14:ad88:ac:58:abc2:4`

**Correct Answer:** D

**Section:** (none)

**Explanation**

**Explanation/Reference:**

pg 266 Chapter 6 : Installing and Configuring Windows Server 2012 R2 Unique local addresses

Unique local addresses are IPv6 addresses that are private to an organization in the same way that private addresses--such as 10.x.x.x, 192.168.x.x, or 172.16.0.0 172.31.255.255--can be used on an IPv4 network.

Unique local addresses, therefore, are not routable on the IPv6 Internet in the same way that an address like 10.20.100.55 is not routable on the IPv4 Internet. A unique local address is always structured as follows:

The first 8 bits are always 11111101 in binary format. This means that a unique local address always begins with FD and has a prefix identifier of FD00::/8.

#### QUESTION 70

Your network contains an Active Directory domain named contoso.com. All client computers run Windows 8.

You deploy a server named Server1 that runs Windows Server 2012 R2.

You install a new client-server application named App1 on Server1 and on the client computers. The client computers must use TCP port 6444 to connect to App1 on Server1. Server1 publishes the information of App1 to an intranet server named Server2 by using TCP port 3080. You need to ensure that all of the client computers can connect to App1. The solution must ensure that the application can connect to Server2.

Which Windows Firewall rule should you create on Server1?

- A. an inbound rule to allow a connection to TCP port 3080
- B. an outbound rule to allow a connection to TCP port 3080
- C. an outbound rule to allow a connection to TCP port 6444
- D. an inbound rule to allow a connection to TCP port 6444

**Correct Answer: D**

**Section: (none)**

**Explanation**

#### Explanation/Reference:

A. Server2 needs inbound on 3080

B. All ports outbound allowed by default

D. Server1 gets request from Client PC's it needs a inbound rule for 6444

By default, Windows Firewall with Advanced Security blocks all unsolicited inbound network traffic, and allows all outbound network traffic. For unsolicited inbound network traffic to reach your computer, you must create an allow rule to permit that type of network traffic. If a network program cannot get access, verify that in the Windows Firewall with Advanced Security snap-in there is an active allow rule for the current profile. To verify that there is an active allow rule, double-click Monitoring and then click Firewall.

If there is no active allow rule for the program, go to the Inbound Rules node and create a new rule for that program. Create either a program rule, or a service rule, or search for a group that applies to the feature and make sure all the rules in the group are enabled. To permit the traffic, you must create a rule for the program that needs to listen for that traffic. If you know the TCP or UDP port numbers required by the program, you can additionally restrict the rule to only those ports, reducing the vulnerability of opening up all ports for the program.

<http://social.technet.microsoft.com/wiki/contents/articles/13894.troubleshooting-windows-firewall-with-advanced-security-in-windows-server-2012.aspx>

#### QUESTION 71

Your network contains an Active Directory domain named contoso.com. All servers run Windows Server 2012 R2.

The domain contains a server named Server1.

You install the Windows PowerShell Web Access gateway on Server1.

You need to provide administrators with the ability to manage the servers in the domain by using the Windows PowerShell Web Access gateway.

Which two cmdlets should you run on Server1? (Each correct answer presents part of the solution. Choose two.)

- A. Set-WSManQuickConfig
- B. Set-WSManInstance
- C. Add-PswaAuthorizationRule



- D. Set-BCAuthentication
- E. Install-PswaWebApplication

**Correct Answer:** CE

**Section:** (none)

**Explanation**

**Explanation/Reference:**

- A. Configures the local computer for remote management.
- B. Modifies the management information that is related to a resource.
- C. Adds a new authorization rule to the Windows PowerShell Web Access authorization rule set.
- D. Specifies the BranchCache computer authentication mode.
- E. Configures the Windows PowerShell ® Web Access web Application in IIS.

<http://technet.microsoft.com/en-us/library/hh849867.aspx>

<http://technet.microsoft.com/en-us/library/hh849875.aspx>

[http://technet.microsoft.com/en-us/library/jj592890\(v=wps.620\).aspx](http://technet.microsoft.com/en-us/library/jj592890(v=wps.620).aspx)

[http://technet.microsoft.com/en-us/library/hh848404\(v=wps.620\).aspx](http://technet.microsoft.com/en-us/library/hh848404(v=wps.620).aspx)

[http://technet.microsoft.com/en-us/library/jj592894\(v=wps.620\).aspx](http://technet.microsoft.com/en-us/library/jj592894(v=wps.620).aspx)

#### **QUESTION 72**

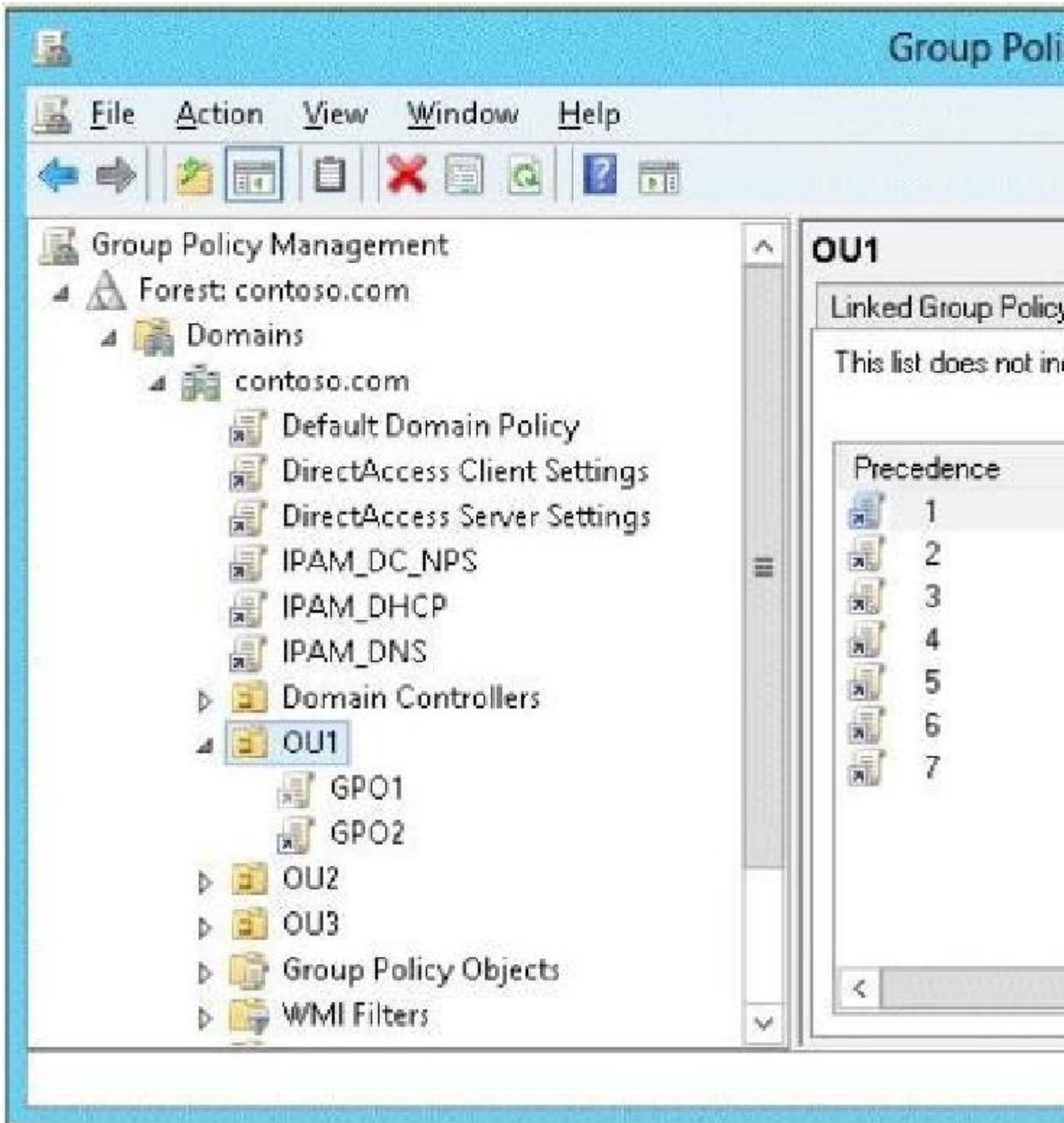
Your network contains an Active Directory domain named contoso.com. All user accounts in the sales department reside in an organizational unit (OU) named OU1.

You have a Group Policy object (GPO) named GPO1. GPO1 is used to deploy a logon script to all of the users in the sales department.

You discover that the logon script does not run when the sales users log on to their computers.

You open Group Policy Management as shown in the exhibit.

You need to ensure that the logon script in GPO1 is applied to the sales users. What should you do?



- A. Enforce GPO1
- B. Modify the link order of GPO1
- C. Modify the Delegation settings of GPO1.
- D. Enable the link of GPO1.

**Correct Answer:** D

**Section:** (none)

**Explanation**

**Explanation/Reference:**

### QUESTION 73

You have a server named Server 1 that runs Windows Server 2012 R2. Server 1 has the Hyper-V server role installed.

You have fixed-size VHD named Files.vhd.

You need to make the contents in Files.vhd available to several virtual machines. The solution must meet the following requirements:

- Ensure that if the contents are changed on any virtual machine, the changes are not reflected on the other virtual machines.
- Minimize the amount of disk space used.

What should you do?

- A. Create a fixed-size VHDX. Transfer the information from Files.vhd to the new VHDX file
- B. Convert Files.vhd to a dynamically expanding VHD?
- C. Create a dynamically expanding VHDX. Transfer the information from Files.vhd to the new VHDX file.
- D. Create differencing VHDs that use Files.vhd as the parent disk.

**Correct Answer:** D

**Section:** (none)

**Explanation**

**Explanation/Reference:**

- A. A conversion would be needed from VHD to VHDX. Not available to multiple VM's
- B. Single VHD not available to multiple VM's. Changes wouldn't be reflected
- C. A conversion would be needed from VHD to VHDX. Not available to multiple VM's
- D. Child disk for multiple VM's with Files.vhd as parent A differencing disk is associated with another virtual hard disk that you select when you create the differencing disk. This means that the disk to which you want to associate the differencing disk must exist first. This virtual hard disk is called the "parent" disk and the differencing disk is the "child" disk.

The parent disk can be any type of virtual hard disk.

The differencing disk stores all changes that would otherwise be made to the parent disk if the differencing disk was not being used. The differencing disk provides an ongoing way to save changes without altering the parent disk. You can use the differencing disk to store changes indefinitely, as long as there is enough space on the physical disk where the differencing disk is stored. The differencing disk expands dynamically as data is written to it and can grow as large as the maximum size allocated for the parent disk when the parent disk was created.

[http://technet.microsoft.com/en-us/library/cc720381\(v=ws.10\).aspx](http://technet.microsoft.com/en-us/library/cc720381(v=ws.10).aspx)

### QUESTION 74

Your network contains an Active Directory domain named adatum.com. The domain contains several thousand member servers that run Windows Server 2012 R2. All of the computer accounts for the member servers are in an organizational unit (OU) named ServersAccounts. Servers are restarted only occasionally.

You need to identify which servers were restarted during the last two days.

What should you do?

- A. Run dsquery computer and specify the -stalepwd parameter
- B. Run dsquery server and specify the -o parameter
- C. Run Get-ADComputer and specify the lastlogon property.
- D. Run Get-ADComputer and specify the SearchScope parameter

**Correct Answer:** C

**Section: (none)**

**Explanation**

**Explanation/Reference:**

- A. dsquery computer -stalepwdnumber\_of\_days - Searches for all computers that have not changed their password for the specified number\_of\_days.
- B. dsquery server -o {dn | rdn | samid} - Specifies the format in which the list of entries found by the search will be displayed: dn distinguished name of each entry, default; rdn relative distinguished name of each entry; samid SAM account name of each entry computer group server user; upn user principal name of each entry user
- C. Gets one or more Active Directory computers lastLogondate should be used
- D. SearchScope specifies the scope of an Active Directory search. Possible values for this parameter are:  
Base or 0; OneLevel or 1; Subtree or 2 - A Base query searches only the current path or object. A OneLevel query searches the immediate children of that path or object. A Subtree query searches the current path or object and all children of that path or object.

**QUESTION 75**

Your network contains three servers that run Windows Server 2012 R2. The servers are configured as shown in the following table (click Exhibit). Server3 is configured to obtain an IP address automatically.

You need to ensure that Server3 only receives an IP address from Server1. The IP address must always be the same.

Which two tasks should you perform? (Each correct answer presents part of the solution. Choose two.)

Server name	Server role
Server1	Active Directory Domain Services DHCP Server DNS Server
Server2	Remote Access DHCP Server
Server3	File and Storage Services

- A. Create an exclusion on Server1.
- B. Create a filter on Server1.
- C. Create a reservation on Server2
- D. Create a reservation on Server1
- E. Create a filter on Server2.

**Correct Answer:** DE

**Section: (none)**

**Explanation**

**Explanation/Reference:**

- A. Exclude range of IP's for lease
- B. Wrong Server
- C. Wrong Server
- D. For clients that require a constant IP address, you can either manually configure a static IP address, or assign a reservation on the DHCP server
- E. DHCP Deny Filter at Server2 to exclude MAC address of Server3 MAC address filterEnable and define an explicit allow list. The DHCP server provides DHCP services only to clients whose MAC addresses are in the allow list. Any client that previously received IP addresses is denied address renewal if its MAC address isn't on the allow list.

Enable and define an explicit deny list. The DHCP server denies DHCP services only to clients whose MAC addresses are in the deny list. Any client that previously received IP addresses is denied address renewal if its MAC address is on the deny list.

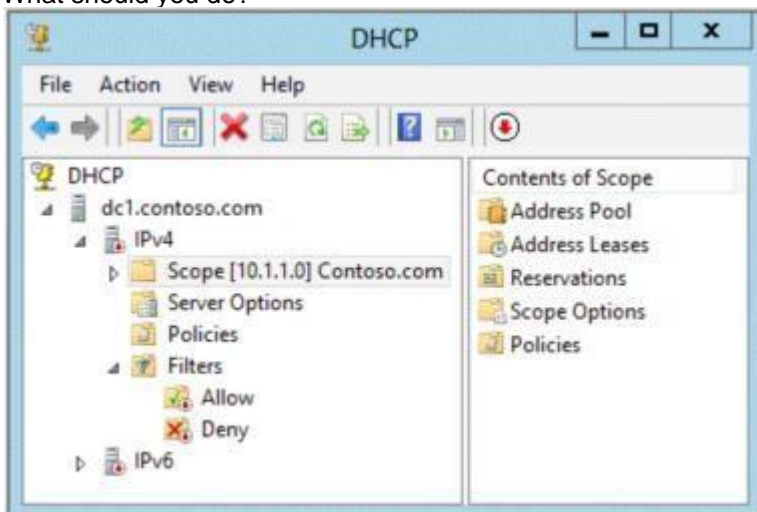
Enable and define an allow list and a block list.

The block list has precedence over the allow list. This means that the DHCP server provides DHCP services only to clients whose MAC addresses are in the allow list, provided that no corresponding matches are in the deny list.

If a MAC address has been denied, the address is always blocked even if the address is on the allow list.

### QUESTION 76

Your network contains an Active Directory domain named contoso.com. The domain contains a domain controller named DC1 that runs Windows Server 2012 R2 and a client computer named Computer1 that runs Windows 8. DC1 is configured as a DHCP server as shown in the exhibit. (Click the Exhibit button.) Computer1 is configured to obtain an IP address automatically. You need to ensure that Computer1 can receive an IP address from DC1. What should you do?



- A. Disable the Allow filters.
- B. Disable the Deny filters
- C. Activate Scope [10.1.1.0] Contoso.com.
- D. Authorize dc1.contoso.com.

**Correct Answer:** D

**Section:** (none)

**Explanation**

**Explanation/Reference:**

Red down arrow indicates a unauthorized DHCP server A DHCP server that is a domain controller or a member of an Active Directory domain queries Active Directory for the list of authorized servers (identified by IP address). If its own IP address is not in the list of authorized DHCP servers, the DHCP Server service does not complete its startup sequence and automatically shuts down.

### QUESTION 77

Your network contains an Active Directory domain named contoso.com. The domain contains a domain controller named Server1 that has the DNS Server server role installed. Server1 hosts a primary zone for contoso.com. The domain contains a member server named Server2 that is configured to use Server1 as its primary DNS server. From Server2, you run nslookup.exe as shown in the exhibit. (Click the Exhibit button.)

You need to ensure that when you run Nslookup, the correct name of the default server is

displayed.  
What should you do?



```
Administrator: Windows PowerShell
Windows PowerShell
Copyright (C) 2011 Microsoft Corporation. All rights reserved.

PS C:\Users\Administrator> nslookup
DNS request timed out.
    timeout was 2 seconds.
Default Server: UnKnown
Address: 10.0.0.11

>
```

- A. From Advanced TCP/IP Settings on Server1, add contoso.com to the DNS suffix list
- B. On Server1, modify the Security settings of the contoso.com zone
- C. On Server1, create a reverse lookup zone.
- D. From Advanced TCP/IP Settings on Server2, add contoso.com to the DNS suffix list

**Correct Answer:** C

**Section:** (none)

**Explanation**

**Explanation/Reference:**

C. Make sure that a reverse lookup zone that is authoritative for the PTR resource record exists. For more information about adding a reverse lookup zone, see "Adding a Reverse Lookup Zone" <http://technet.microsoft.com/en-us/library/cc961417.aspx>

#### QUESTION 78

Your network contains an Active Directory domain named contoso.com. The domain contains a domain controller named DC1 that hosts the primary DNS zone for contoso.com. All client computers are configured to use DC1 as the primary DNS server. You need to configure DC1 to resolve any DNS requests that are not for the contoso.com zone by querying the DNS server of your Internet Service Provider (ISP). What should you configure?

- A. Name server (NS) records
- B. Condition& forwarders
- C. Forwarders
- D. Naming Authority Pointer (NAPTR) DNS resource records (RR)

**Correct Answer:** C

**Section:** (none)

**Explanation**

**Explanation/Reference:**

- A. Specifies a name server for the domain, which allows DNS lookups within various zones. primary and secondary name server should be declared through this record.
- B. <http://windowsitpro.com/networking/q-whats-conditional-dns-forwarding>
- C. manage the Domain Name System (DNS) traffic between your network and the Internet
- D. Configure forwarders to send DNS queries directly to your ISP's DNS server or other DNS servers. Most of the time, when you configure forwarders, DNS performance and efficiency

increases, but this configuration can also introduce a point of failure if the forwarding DNS server is experiencing problems.

A forwarder is a Domain Name System (DNS) server on a network used to forward DNS queries for external DNS names to DNS servers outside of that network. A DNS server on a network is designated as a forwarder by having the other DNS servers in the network forward the queries they cannot resolve locally to that DNS server. By using a forwarder, you can manage name resolution for names outside of your network, such as names on the Internet, and improve the efficiency of name resolution for the computers in your network.

<http://social.technet.microsoft.com/Forums/en-US/winserverNIS/thread/2f35cae2-341c4bfe-9dac-724ddace6d51/>

<http://technet.microsoft.com/en-us/library/cc722542.aspx>

#### **QUESTION 79**

Your network contains an Active Directory domain named contoso.com. All domain controllers run Windows Server 2012 R2. The domain contains a server named Server1 that runs Windows Server 2012 R2.

You need to ensure that when users log on to Server1, their user account is added automatically to a local group named Group1 during the log on process.

Which Group Policy settings should you modify?

- A. Restricted Groups
- B. Security Options
- C. User Rights Assignment
- D. Preferences

**Correct Answer: D**

**Section: (none)**

**Explanation**

#### **Explanation/Reference:**

A. If a Restricted Groups policy is defined and Group Policy is refreshed, any current member not on the Restricted Groups policy members list is removed

B. Security settings incorporated into policies are rules that administrators configure on a computer or multiple computers for the purpose of protecting resources on a computer

C. User Rights Assignment policies determines which users or groups have logon rights or privileges on the computer

D. With Preferences, local and domain accounts can be added to a local group without affecting the existing members of the group

[http://technet.microsoft.com/en-us/library/cc785631\(v=ws.10\).aspx](http://technet.microsoft.com/en-us/library/cc785631(v=ws.10).aspx)

<http://www.grouppolicy.biz/2010/01/how-to-use-group-policy-preferences-to-secure-local-administrator-groups/>

[http://technet.microsoft.com/en-us/library/cc780182\(v=ws.10\).aspx](http://technet.microsoft.com/en-us/library/cc780182(v=ws.10).aspx)

<http://technet.microsoft.com/en-us/library/hh831424.aspx>

#### **QUESTION 80**

Your network contains an Active Directory domain named contoso.com.

You need to prevent users from installing a Windows Store app named App1.

What should you create?

- A. An application control policy executable rule
- B. An application control policy packaged app rule
- C. A software restriction policy certificate rule
- D. An application control policy Windows Installer rule

**Correct Answer: B**

**Section: (none)**

**Explanation**

**Explanation/Reference:**

Windows 8 is coming REALLY SOON and of course one of the big new things to computer with that is the new Packaged Apps that run in the start screen. However these apps are very different and do not install like traditional apps to a path or have a true "executable" file to launch the program. Of course enterprises need a way to control these packaged apps and therefore Microsoft has added a new feature Packaged Apps option to the AppLocker feature.

A. For .exe or .com

B. A publisher rule for a Packaged app is based on publisher, name and version

C. You can create a certificate rule that identifies software and then allows or does not allow the software to run, depending on the security level.

D. For .msi or .msp

Packaged apps (also known as Windows 8 apps) are new to Windows Server 2012 R2 and Windows 8. They are based on the new app model that ensures that all the files within an app package share the same identity.

Therefore, it is possible to control the entire Application using a single AppLocker rule as opposed to the nonpackaged apps where each file within the app could have a unique identity. Windows does not support unsigned packaged apps which implies all packaged apps must be signed.

AppLocker supports only publisher rules for Packaged apps. A publisher rule for a Packaged app is based on the following information:

Publisher of the package

Package name

Package version

Therefore, an AppLocker rule for a Packaged app controls both the installation as well as the running of the app. Otherwise, the publisher rules for Packaged apps are no different than the rest of the rule collections; they support exceptions, can be increased or decreased in scope, and can be assigned to users and groups.

**QUESTION 81**

Your network contains an Active Directory domain named contoso.com. The domain contains 500 servers that run Windows Server 2012 R2. You have a written security policy that states the following:

- Only required ports must be open on the servers.
- All of the servers must have Windows Firewall enabled.
- Client computers used by Administrators must be allowed to access all of the ports on all of the servers.
- Client computers used by the Administrators must be authenticated before the client computers can access the servers.

You have a client computer named Computer1 that runs Windows 8. You need to ensure that you can use Computer1 to access all of the ports on all of the servers successfully. The solution must adhere to the security policy.

Which three actions should you perform? (Each correct answer presents part of the solution.

Choose three.)

- A. On Computer1, create a connection security rule
- B. On all of the servers, create an outbound rule and select the Allow the connection if it is secure option
- C. On all of the servers, create an inbound rule and select the Allow the connection if it is secure option.
- D. On Computer1, create an inbound rule and select the Allow the connection if it is secure option.
- E. On Computer1, create an outbound rule and select the Allow the connection if it is secure option
- F. On all of the servers, create a connection security rule

**Correct Answer:** ACF

**Section:** (none)

**Explanation**

**Explanation/Reference:**

Unlike firewall rules, which operate unilaterally, connection security rules require that both communicating computers have a policy with connection security rules or another compatible IPsec policy.

<http://technet.microsoft.com/en-us/library/cc753463.aspx>



Traffic that matches a firewall rule that uses the Allow connection if it is secure setting bypasses Windows Firewall. The rule can filter the traffic by IP address, port, or protocol. This method is supported on Windows Vista or Windows Server 2008.

#### **QUESTION 82**

Your company's security policy states that all of the servers deployed to a branch office must not have the graphical user interface (GUI) installed. In a branch office, a support technician installs a server with a GUI installation of Windows Server 2012 on a new server, and then configures the server as a DHCP server.

You need to ensure that the new server meets the security policy. You want to achieve this goal by using the minimum amount of Administrative effort.

What should you do?

- A. Reinstall Windows Server 2012 on the server
- B. From Windows PowerShell, run `Uninstall-WindowsFeature Desktop-Experience`
- C. From Windows PowerShell, run `Uninstall-WindowsFeature PowerShell-ISE`.
- D. From Server Manager, uninstall the User Interfaces and Infrastructure feature.

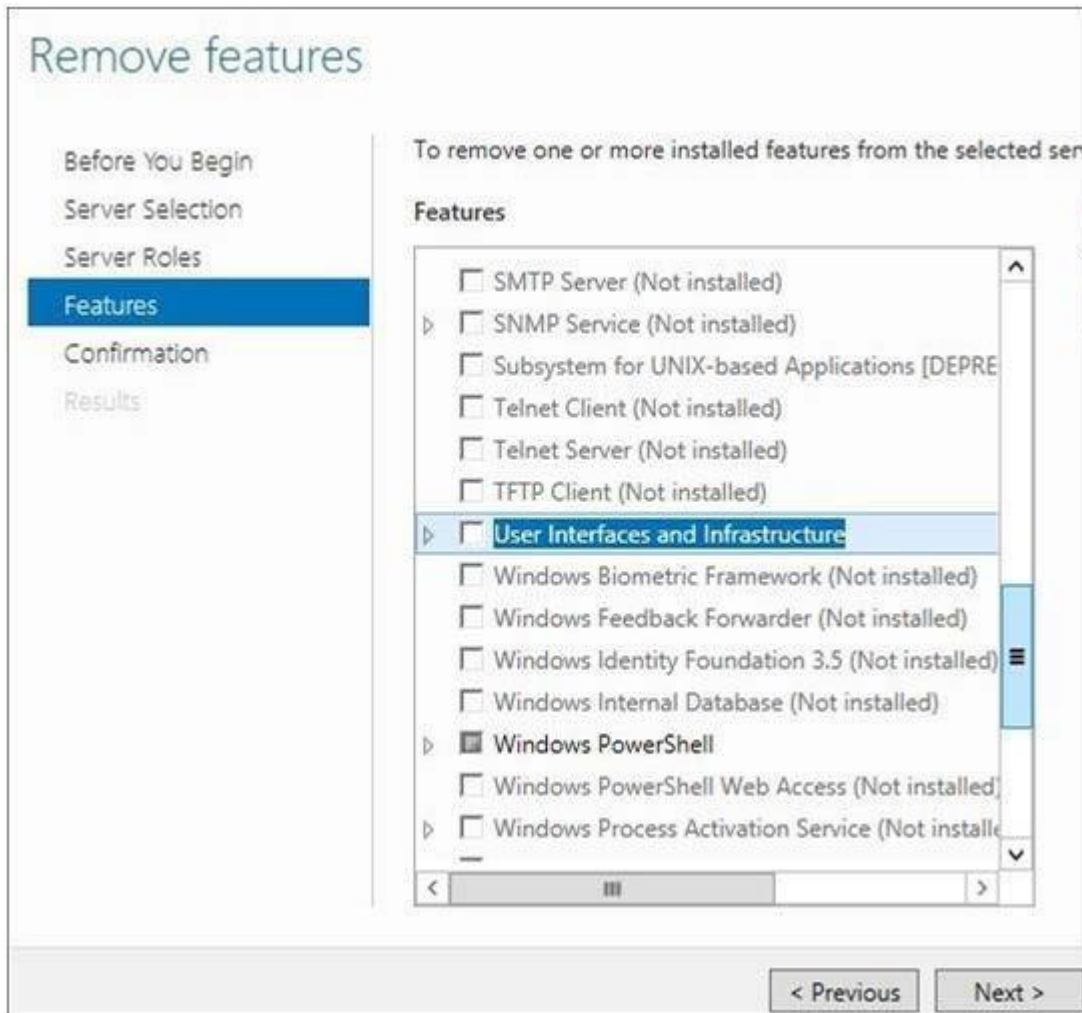
**Correct Answer:** D

**Section:** (none)

**Explanation**

**Explanation/Reference:**

- B. Uninstalls desktop experience not the full GUI
- C. Uninstalls the powershell ISE
- D. Least effort and removes full GUI



### QUESTION 83

Your network contains a file server named Server1 that runs Windows Server 2012 R2. All client computers run Windows 8. Server1 contains a folder named Folder1. Folder1 contains the installation files for the company's desktop applications. A network technician shares Folder1 as Share 1.

You need to ensure that the share for Folder1 is not visible when users browse the network. What should you do?

- A. From the properties of Folder1, deny the List Folder Contents permission for the Everyone group.
- B. From the properties of Folder1, remove Share1, and then share Folder1 as Share1\$.
- C. From the properties of Folder1, configure the hidden attribute.
- D. From the properties of Share1, configure access-based enumeration

**Correct Answer: B**

**Section: (none)**

**Explanation**

**Explanation/Reference:**

- A. Will deny everyone list of folder content
  - B. Remove share and re-add using \$ for Hidden/Administrative share
  - C. This will hide the physical folder
  - D. lists only the files and folders to which they have access when browsing content on the file server
- A hidden share is identified by a dollar sign (\$) at the end of the share name

#### QUESTION 84

Your network contains an Active Directory domain named contoso.com. The domain contains a server named Server1 that runs Windows Server 2012 R2 and a server named Server2 that runs Windows Server 2008 R2 Service Pack 1 (SP1). Both servers are member servers. On Server2, you install all of the software required to ensure that Server2 can be managed remotely from Server Manager.

You need to ensure that you can manage Server2 from Server1 by using Server Manager. Which two tasks should you perform on Server2? (Each correct answer presents part of the solution. Choose two.)

- A. Run the `systempropertiesremote.exe` command
- B. Run the `Enable-PsRemotingcmdlet`
- C. Run the `Enable-PsSessionConfigurationcmdlet`
- D. Run the `Configure-SMRemoting.ps1` script
- E. Run the `Set-ExecutionPolicycmdlet`.

**Correct Answer:** DE

**Section:** (none)

**Explanation**

#### Explanation/Reference:

To configure Server Manager remote management by using Windows PowerShell On the computer that you want to manage remotely, open a Windows PowerShell session with elevated user rights. To do this, click Start, click All Programs, click Accessories, click Windows PowerShell, right-click the Windows PowerShell shortcut, and then click Run as administrator. In the Windows PowerShell session, type the following, and then press Enter.

`Set-ExecutionPolicy -ExecutionPolicyRemoteSigned`

Type the following, and then press Enter to enable all required firewall rule exceptions.

`Configure-SMRemoting.ps1 -force -enable`

<http://technet.microsoft.com/en-us/library/dd759202.aspx> A)

Run the `systempropertiesremote.exe` command

B) `Enable-PSRemotingcmdlet` configures the computer to receive Windows PowerShell remote commands that are sent by using the WS-Management technology.

C) `Enable-PSSessionConfigurationcmdlet` enables registered session configurations that have been disabled.

D) `Configure-SMRemoting.ps1 -force -enable`

E) `Set-ExecutionPolicy -ExecutionPolicyRemoteSigned`

To configure Server Manager remote management by using Windows PowerShell On the computer that you want to manage remotely, open a Windows PowerShell session with elevated user rights, type the following:

```
Administrator: Windows PowerShell
Windows PowerShell
Copyright (C) 2012 Microsoft Corporation. All rights reserved.

PS C:\Users\Administrator> Set-ExecutionPolicy RemoteSigned

Execution Policy Change
The execution policy helps protect you from scripts that you do not trust. Changing the ex
you to the security risks described in the about_Execution_Policies help topic at
http://go.microsoft.com/fwlink/?LinkID=135170. Do you want to change the execution policy?
[Y] Yes [N] No [S] Suspend [?] Help (default is "Y"): y
PS C:\Users\Administrator> Configure-SMRemoting.ps1 -force -enable
Enabling Server Manager remote management...
WinRM is already set up to receive requests on this computer.
WinRM has been updated for remote management.
Created a WinRM listener on HTTP://* to accept WS-Man requests to any IP on this machine.
WinRM firewall exception enabled.

Updated 3 rule(s).
Ok.

Updated 2 rule(s).
Ok.

Updated 3 rule(s).
Ok.
```

To configure Server Manager remote management by using Windows PowerShell. On the computer that you want to manage remotely, open a Windows PowerShell session with elevated user rights. To do this, click Start, click All Programs, click Accessories, click Windows PowerShell, right-click the WindowsPowerShell shortcut, and then click Run as administrator. In the Windows PowerShell session, type the following, and then press Enter. Set-ExecutionPolicy - ExecutionPolicyRemoteSigned Type the following, and then press Enter to enable all required firewall rule exceptions.

```
Configure-SMRemoting.ps1 -force -enable
http://technet.microsoft.com/en-us/library/dd759202.aspx
```

### QUESTION 85

Your network contains an Active Directory domain named contoso.com. The domain contains a print server named Server1 that runs Windows Server 2012 R2. You share several printers on Server1. You need to ensure that you can view the printer objects associated to Server1 in Active Directory Users and Computers.

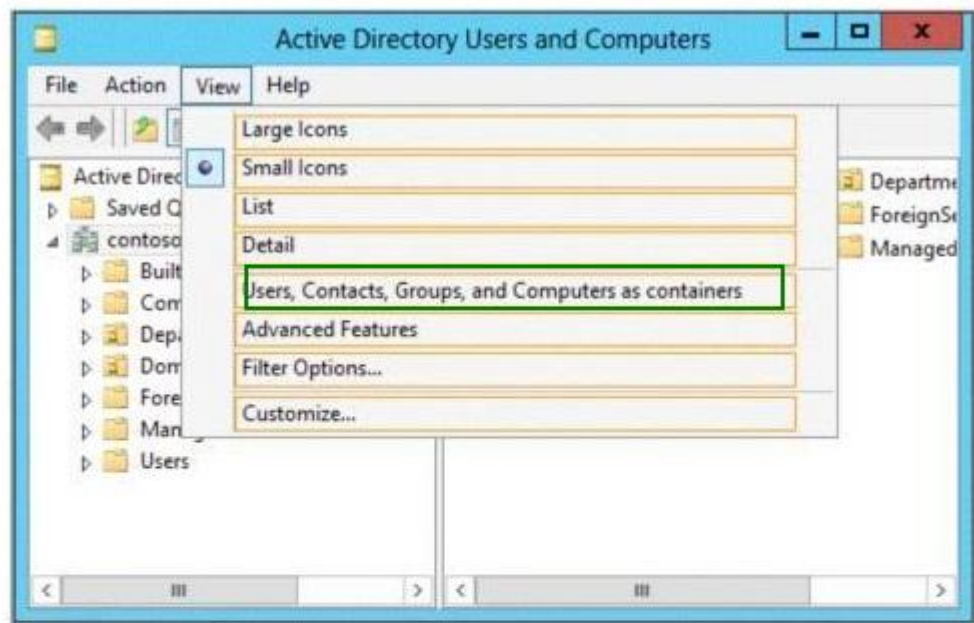
Which option should you select? To answer, select the appropriate option in the answer area.



Point and Shoot:



**Correct Answer:**



**Section: (none)**  
**Explanation**

**Explanation/Reference:**

**QUESTION 86**

Your network contains an Active Directory domain named contoso.com. The domain contains two member servers named Server1 and Server2 that run Windows Server 2012 R2. You log on to Server1. You need to retrieve the IP configurations of Server2. Which command should you run from Server1?

- A. `winrs -r:server2 ipconfig`
- B. `winrm get server2`
- C. `dsquery *-scope base-attr ip, server2`
- D. `ipconfig > server2.ip`

**Correct Answer: A**  
**Section: (none)**

## Explanation

### Explanation/Reference:

- A. Windows Remote Management allows you to manage and execute programs remotely
- B. winrm is the server side services for remote mgmt
- C. dsquery \* finds any objects in the directory according to criteria using a LDAP query.
- D. Would output server1 ipconfig info to server2.ip file

### QUESTION 87

You have a server named Server1 that runs Windows Server 2012 R2. Server1 has the Hyper-V server role installed. The disks on Server1 are configured as shown in the exhibit. (Click the Exhibit button.) You create a virtual machine on Server1. You need to ensure that you can configure a pass-through disk for the virtual machine. What should you do?

The screenshot shows the Windows Disk Management console. At the top, a table lists the volumes:

Volume	Layout	Type	File System	Status	Capacity	Free Space	% Free
(C:)	Simple	Basic	NTFS	Healthy (Boot, Page File, Crash Dump, Primary Partition)	126.65 GB	116.14 GB	92 %
New Volume (E:)	Simple	Basic	NTFS	Healthy (Primary Partition)	127.00 GB	126.89 GB	100 %
System Reserved	Simple	Basic	NTFS	Healthy (System, Active, Primary Partition)	350 MB	119 MB	34 %

Below the table, the physical disks are shown:

- Disk 0:** Basic, 127.00 GB, Online. It contains three partitions: System Reserved (350 MB NTFS), (C:) (126.65 GB NTFS), and New Volume (E:) (127.00 GB NTFS).
- Disk 1:** Basic, 127.00 GB, Online. It contains one partition: New Volume (E:) (127.00 GB NTFS).
- CD-ROM 0:** DVD (D:), No Media.

A legend at the bottom indicates that black represents unallocated space and blue represents a primary partition.

- A. Delete partition E
- B. Convert Disk 1 to a GPT disk
- C. Convert Disk 1 to a dynamic disk
- D. Take Disk 1 offline.

**Correct Answer: D**

**Section: (none)**

**Explanation**

### Explanation/Reference:

Pass-Through Disk must be offline  
Pass-through Disk Configuration

Hyper-V allows virtual machines to access storage mapped directly to the Hyper-V server without requiring the volume be configured. The storage can either be a physical disk internal to the Hyper-V server or it can be a Storage Area Network (SAN) Logical Unit (LUN) mapped to the Hyper-V server. To ensure the Guest has exclusive access to the storage, it must be placed in an Offline state from the Hyper-V server perspective

<http://blogs.technet.com/b/askcore/archive/2008/10/24/configuring-pass-through-disks-inhyperv.aspx>

<http://technet.microsoft.com/pt-pt/library/ff404147%28v=ws.10%29.aspx>

#### **QUESTION 88**

You work as an administrator at ENSUREPASS.com. The ENSUREPASS.com network consists of a single domain named ENSUREPASS.com. All servers on the ENSUREPASS.com network have Windows Server 2008 R2 installed. Some of ENSUREPASS.com's workstations have Windows 7 installed, while the rest have Windows 8 installed.

After installing a new Windows Server 2012 computer in the ENSUREPASS.com domain, you configure it to run the File and Storage Services server role. You are instructed to create a shared folder on the new server, and configure the use of Previous Versions for restoring files located in the shared folder.

Which of the following actions should you take?

- A. You should consider configuring the Shadow Copies settings on the new server
- B. You should consider configuring the Snapshot settings on the new server
- C. You should consider configuring the Background Copy settings on the new server.
- D. You should consider configuring the Permission settings on the new server.

**Correct Answer: A**

**Section: (none)**

**Explanation**

**Explanation/Reference:**

#### **QUESTION 89**

Your network contains an Active Directory domain named contoso.com. The domain contains two servers named Server2 runs Windows Server 2012 R2. You create a security template named Template 1 by using the Security Templates snap-in. You need to apply template 1 to Server 2. Which tool should you use?

- A. Security Templates.
- B. Computer Management
- C. Security Configuration and Analysis
- D. System Configuration

**Correct Answer: C**

**Section: (none)**

**Explanation**

**Explanation/Reference:**

Security templates are inactive until imported into a Group Policy object or the Security Configuration and Analysis.

#### **QUESTION 90**

Your network contains an active directory domain named contoso.com. The domain contains a domain controller named DCS. DCS has a server core installation of windows server 2012. You need to uninstall Active Directory from DCS manually. Which tool should you use?

- A. The Remove-WindowsFeature cmdlet



- B. the dsain.exe command
- C. the ntdsutil.exe command
- D. the Remove-ADComputer cmdlet

**Correct Answer: C**

**Section: (none)**

**Explanation**

**Explanation/Reference:**

- A. Removes Roles and Features to remove DC use Uninstall-addsdomaincontroller
  - B. Exposes Active Directory data that is stored in a snapshot or backup as a Lightweight Directory Access Protocol (LDAP) server
  - C. Manually removes a domain controller
  - D. Removes AD computer object
- <http://technet.microsoft.com/en-us/library/ee662310.aspx>  
<http://support.microsoft.com/kb/216498>  
<http://technet.microsoft.com/en-us/library/ee617250.aspx>

**QUESTION 91**

You have a server named Server 2 that runs Windows Server 2012 R2. Server 2 has the Hyper-V server role installed.  
The disks on Server2 are configured as shown in the exhibit. (Click the Exhibit button).  
You create a virtual machine on Server2 named VM1. You need to ensure that you can configure a pass-through disk for VM1. What should you do?

File Action View Help



Volume	Layout	Type	File System	Status
(C:)	Simple	Basic	NTFS	Healthy (Boot, P
New Volume (E:)	Simple	Basic	NTFS	Healthy (Primary
System Reserved	Simple	Basic	NTFS	Healthy (System

<b>Disk 0</b> Basic 127.00 GB Online		
	<b>System Reserved</b> 350 MB NTFS Healthy (System, Active, Primary Partit	<b>(C:)</b> 126.65 G Healthy
<b>Disk 1</b> Basic 127.00 GB Online		
	<b>New Volume (E:)</b> 127.00 GB NTFS Healthy (Primary Partition)	
<b>Disk 2</b> Basic 127.00 GB Online		
	127.00 GB Unallocated	

■ Unallocated ■ Primary partition

- A. Convert Disk 1 to a MBR disk
- B. Convert Disk 1 to a basic disk.
- C. Take Disk 1 offline.
- D. Create a partition on Disk 1.

**Correct Answer:** C

**Section:** (none)

**Explanation**

**Explanation/Reference:**

#### **QUESTION 92**

You have a file server named Server1 that runs Windows Server 2012 R2. Server1 has following hardware configurations:

- 16GB of RAM
- A single quad-core CPU
- Three network teams that have two network adapters each

You add additional CPUs and RAM to Server 1.

You repurpose Server1 as a virtualization host. You install the Hyper-V server role on Server1.

You need to create four external virtual switches in Hyper-V. Which cmdlet should you run first?

- A. Set-NetAdapter.
- B. Add-Net1.bfoTeamNic
- C. Add-VMNetworkAdapter
- D. Remove-NetLbfoTeam

**Correct Answer:** D

**Section:** (none)

**Explanation**

**Explanation/Reference:**

Explanation:

- A. Sets adapter properties
- B. Add new interface to NIC Team
- C. Adds vadapter to vm
- D. Removed NIC from host

You need 4 virtual switches but currently only have 3 teams available. You would need to break a team first.

#### **QUESTION 93**

Your network contains an Active Directory domain named contoso.com. The domain contains two servers that run Windows Server 2012 R2.

You create a security template named template 1 by using the Security Templates snap-in.

You need to apply Template 1 to Server2.

Which tool should you use?

- A. Authorization Manager
- B. Local Security Policy
- C. Certificate Templates
- D. System Configuration

**Correct Answer:** B

**Section:** (none)

**Explanation**

**Explanation/Reference:**

A security policy is a combination of security settings that affect the security on a computer. You can use your local security policy to edit account policies and local policies on your local computer.

**QUESTION 94**

Your network contains an Active Directory domain named contoso.com. The domain contains a server named Server 2012. You create a group Managed Service Account named gservice1. You need to configure a service named Service1 to run as the gservice1 account. How should you configure Service1?

- A. From a command prompt, run sc.exe and specify the config parameter
- B. From Windows PowerShell, run Set-Service and specify the -PassThrough parameter
- C. From Windows PowerShell, run Set-Service and specify the -StartupType parameter
- D. From Services Console configure the General settings

**Correct Answer:** A

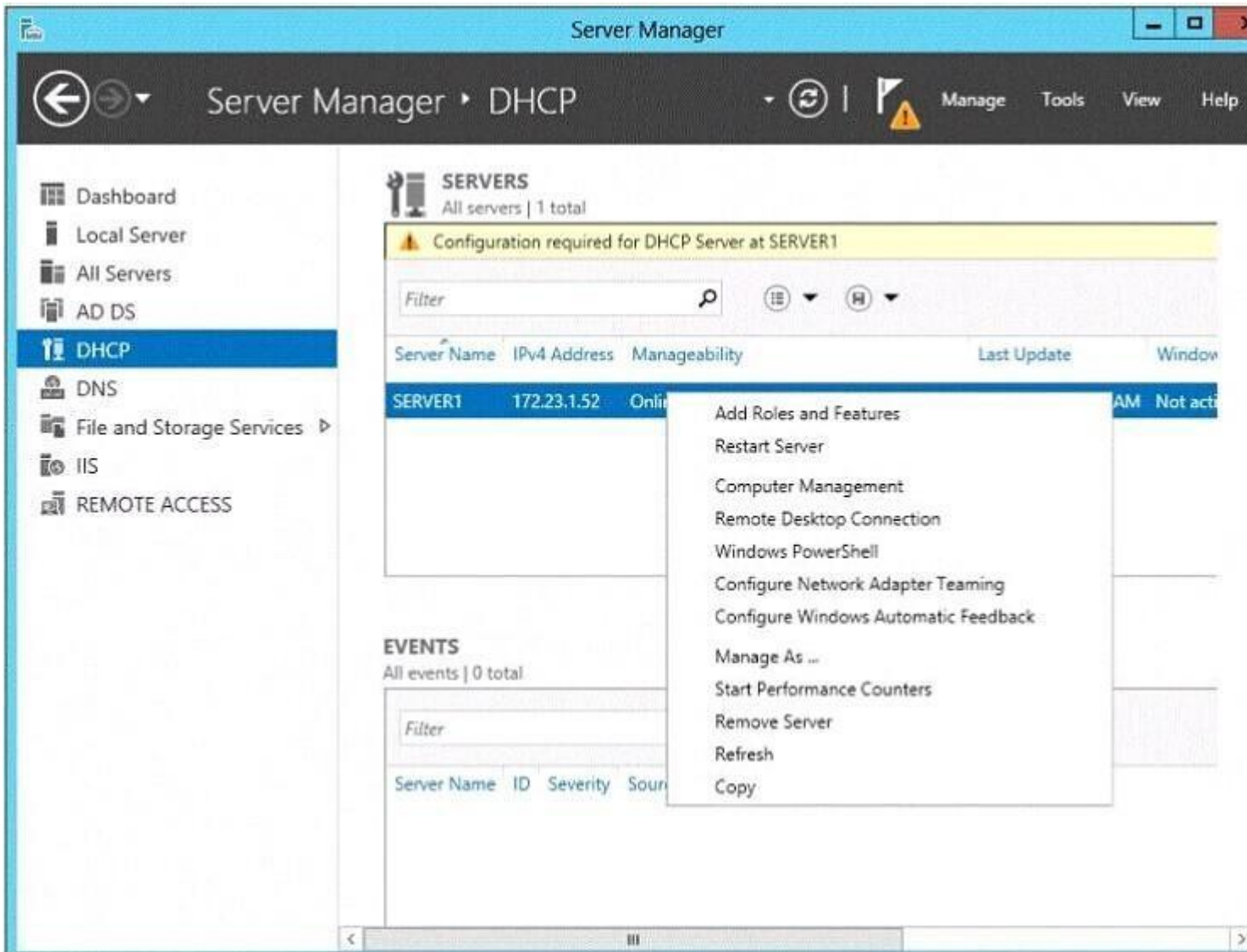
**Section:** (none)

**Explanation**

**Explanation/Reference:**

**QUESTION 95**

Your network contains an Active Directory domain named adatum.com. The domain contains a member server named Server1 and a domain controller named DC2. All servers run Windows Server 2012 R2. On DC2, you open Server Manager and you add Server1 as another server to manage. From Server Manager on DC2, you right-click Server1 as shown in the exhibit. You need to ensure that when you right-click Server1, you see the option to run the DHCP console. What should you do?



- A. On Server1, install the Feature Administration Tools
- B. In the domain, add DC1 to the DHCP Administrators group.
- C. On DC2 and Server1, run winrm quickconfig.
- D. On DC2, install the Role Administration Tools

**Correct Answer:** D

**Section:** (none)

**Explanation**

**Explanation/Reference:**

**QUESTION 96**

Your network contains an Active Directory domain named contoso.com. An organizational unit (OU) named OU1 contains user accounts and computer accounts. A Group Policy object (GPO) named GP1 is linked to the domain. GP1 contains Computer Configuration settings and User Configuration settings.

You need to prevent the User Configuration settings in GP1 from being applied to users. The solution must ensure that the Computer Configuration settings in GP1 are applied to all client

computers. What should you configure?

- A. the Group Policy loopback processing mode
- B. the Block Inheritance feature
- C. the Enforced setting
- D. the GPO Status

**Correct Answer:** A

**Section:** (none)

**Explanation**

**Explanation/Reference:**

A. Group Policy loopback with replace option needs to be used B. Blocking inheritance prevents Group Policy objects (GPOs) that are linked to higher sites, domains, or organizational units from being automatically inherited by the child-level C. Enforced prevent blocking at lower level D. The GPO Status. This indicates whether either the user configuration or computer configuration of the GPO is enabled or disabled.

You can use the Group Policy loopback feature to Apply Group Policy Objects (GPOs) that depend only on which computer the user logs on to.

User Group Policy loopback processing can be enabled in one of two modes: merge or replace. In merge mode, both GPOs Applying to the user account and GPOs Applying to the computer account are processed when a user logs in. GPOs that Apply to the computer account are processed second and therefore take precedence if a setting is defined in both the GPO(s) Applying to the user account, and the GPO(s) Applying to the computer account, the setting in the GPO(s) Applying to the computer account will be enforced. With the replace mode, GPOs Applying to the user account are not processed only the GPOs Applying to the computer account are Applied. Loopback can be set to Not Configured, Enabled, or Disabled. In the Enabled state, loopback can be set to Merge or Replace. In either case the user only receives user-related policy settings. Loopback with Replace--In the case of Loopback with Replace, the GPO list for the user is replaced in its entirety by the GPO list that is already obtained for the computer at computer startup (during step 2 in Group Policy processing and precedence). The User Configuration settings from this list are Applied to the user.

**QUESTION 97**

Your network contains an Active Directory domain named contoso.com. The domain contains a server named Server1. Server1 runs Windows Server 2012 R2 and has the Hyper-V server role installed.

On Server1, you create a virtual machine named VM1. When you try to add a RemoteFX 3D Video Adapter to VM1, you discover that the option is unavailable as shown in the following exhibit

VM1



Hardware

- Add Hardware
- BIOS  
Boot from CD
- Memory  
1024 MB
- Processor  
1 Virtual processor
- IDE Controller 0
  - Hard Drive  
VM1.vhdx
- IDE Controller 1
  - DVD Drive  
None
- SCSI Controller
- Network Adapter  
Network1
- COM 1  
None
- COM 2  
None
- Diskette Drive  
None

Add Hardware

You can use this  
Select the device

- SCSI Controller
- Network Adapter
- Legacy Network
- Fibre Channel A
- RemoteFX 3D Vi

You can increase  
and attaching vir  
the guest operat  
disks must be att

Management

- A. On Server1, run the Enable-VMRemoteFxPhysicalVideoAdapter cmdlet.
- B. On Server1, install the Media Foundation feature
- C. On Server1, run the Add-VMRemoteFx3dVideoAdapter cmdlet
- D. On Server1, install the Remote Desktop Virtualization Host (RD Virtualization Host) role service.

**Correct Answer:** D

**Section:** (none)

**Explanation**

**Explanation/Reference:**

A. Enables one or more RemoteFX physical video adapters for use with RemoteFX-enabled virtual machines.

B.

C. Adds a RemoteFX video adapter in a virtual machine.

D. Role must be added for host first

TM is included as part of the Remote Desktop Virtualization Host role service, and it Microsoft?RemoteFX

enables the delivery of a full Windows user experience to a range of client devices including rich clients, thin clients, and ultrathin clients. RemoteFX renders content by using graphics processing units (GPUs) that are present on the server and then shared across multiple virtual desktops.

RemoteFX renders a range of content including DirectX and all types of multimedia, and it is optimized for LAN-based networks. The number of monitors and their maximum resolution determines the amount of GPU memory on the server required by RemoteFX. This consideration is important in determining the scale for how many virtual machines a Remote Desktop Virtualization Host server can support.

[http://technet.microsoft.com/en-us/library/hh848506\(v=wps.620\).aspx](http://technet.microsoft.com/en-us/library/hh848506(v=wps.620).aspx)

[http://technet.microsoft.com/en-us/library/hh848520\(v=wps.620\).aspx](http://technet.microsoft.com/en-us/library/hh848520(v=wps.620).aspx)

[http://technet.microsoft.com/en-us/library/ff817586\(v=ws.10\).aspx](http://technet.microsoft.com/en-us/library/ff817586(v=ws.10).aspx)

**QUESTION 98**

Your network contains two Hyper-V hosts named Host1 and Host2. Host1 contains a virtual machine named VM1. Host2 contains a virtual machine named VM2. VM1 and VM2 run Windows Server 2012 R2. You install the Network Load Balancing feature on VM1 and VM2. You need to ensure that the virtual machines are configured to support Network Load Balancing (NLB). Which virtual machine settings should you configure on VM1 and VM2?

- A. Router guard
- B. DHCP guard
- C. Port mirroring
- D. MAC address

**Correct Answer:** D

**Section:** (none)

**Explanation**

**Explanation/Reference:**

In Hyper-V, the VM host prevents dynamic MAC address updates as an extra layer of security in the datacenter. This is because the VM may have full administrator rights, yet it may be untrusted in the datacenter, for example when the VM hosting is provided by an independent hosting company.

In this scenario, we need to make sure that one VM cannot cause a DOS or information disclosure attack against another VM. If a VM is able to spoof its MAC address, then it can spoof the MAC addresses of other VMs and impact other VMs on that host. The physical switches have similar protections and it is up to the admin to enable that protection or not. If you do not enable spoofing of MAC address prior to configuring NLB on the VM you could potentially have problems with the NLB cluster.

When configuring NLB in unicast mode on Hyper-V with enable spoofing of MAC Address disabled you may see some of the following symptoms:



When initially configuring NLB you will lose network connectivity on the network adaptor NLB was configured on.

?There will be an NLB error event in the Windows Event Log stating that the network adaptor does not support dynamic MAC address updates.

After rebooting the server, NLB will appear to be bound to the network adapter, but the cluster VIP will not have been added to the network adaptor.

?The cluster MAC address will still be the original MAC address associated with the network adaptor prior to configuring NLB. Use CMD>ipconfig /all to view the MAC address.

It should start with "02-BF-\*\*\*"

If you ignore all previous symptoms and manually add the VIP you could get an IP conflict if there are other nodes in the cluster that have the same VIP.

With that said, to allow VM guests to run NLB you need to set the VM property for "Enable spoofing of MAC Address".

To enable spoofing of MAC Addresses open the Hyper-V management console. Make sure the VM is stopped open the properties of the VM. Select the Network Adaptor for the NLB VM and check the "Enable spoofing of MAC Address" and click OK. Then start the VM.

### QUESTION 99

Your network contains a Windows Server 2012 R2 image named Server12.wim. Server12.wim contains the images shown in the following table.

Index number	Image name
1	Windows Server 2012 Server Standard Core
2	Windows Server 2012 Server Standard
3	Windows Server 2012 Server Datacenter Core
4	Windows Server 2012 Server Datacenter

Server12.wim is located in C:\.

You need to enable the Windows Server Migration Tools feature in the Windows Server 2012 R2 Server Datacenter image. You want to achieve this goal by using the minimum amount of Administrative effort.

Which command should you run first?

- A. `dism.exe /mount-wim /wimfile:c:\Server12.wim /index:4 /mountdir:c:\mount`
- B. `imagex.exe /capture c: c:\Server12.wim "windows server 2012server datacenter"`
- C. `dism.exe /image: c:\Server12.wim /enable-feature /featurename: servermigration`
- D. `imagex.exe /apply c:\Server12.wim 4 c:\`
- E. we need belgium beer!

**Correct Answer:** A

**Section:** (none)

**Explanation**

#### Explanation/Reference:

- A. Mounts the image before making any changes
- B. `imagex /capture` creates windows images .wim
- C. You need to mount the image first
- D. `imagex /App1y` Applies image to drive

The Deployment Image Servicing and Management (DISM) tool is a command-line tool that is used to modify Windows images. You can use DISM to enable or disable Windows features directly from the command prompt, or by applying an answer file to the image. You can enable or disable Windows features offline on a WIM or VHD file, or online on a running operating system.

You can also use the DISM image management command to list the image index numbers or to verify the architecture for the image that you are mounting.exe:

```
Dism /Mount-Image /ImageFile:C:\test\images\install.wim /Name:"Base Windows Image" /MountDir:C:\test\offline
```

### QUESTION 100

Your network contains an Active Directory domain named contoso.com. The network contains a domain controller named DC1 that has the DNS Server server role installed. DC1 has a standard primary DNS zone for contoso.com.

You need to ensure that only client computers in the contoso.com domain will be able to add their records to the contoso.com zone.

What should you do first?

- A. Modify the Security settings of Dc1
- B. Modify the Security settings of the contoso.com zone.
- C. Store the contoso.com zone in Active Directory
- D. Sign the contoso.com zone.

**Correct Answer: C**

**Section: (none)**

**Explanation**

**Explanation/Reference:**

C. Only Authenticated users can create records when zone is stored in AD Secure dynamic updates allow an administrator to control what computers update what names and prevent unauthorized computers from overwriting existing names in DNS. If you have an Active Directory infrastructure, you can only use Active Directory - integrated zones on ActiveDirectory domain controllers. If you are using Active Directory - integrated zones, you must decide whether or not to store Active Directory - integrated zones in the Application directory partition. To configure computers to update DNS data more securely, store DNS zones in Active Directory DomainServices (AD DS) and use the secure dynamic update feature. Secure dynamic update restricts DNS zone updates to only those computers that are authenticated and joined to the Active Directory domain where the DNS server is located and to the specific security settings that are defined in the access control lists (ACLs) for the DNS zone.

#### **QUESTION 101**

Your network contains a server named Server1 that runs Windows Server 2012 R2. Server1 has the Hyper-V server role installed. Server1 hosts four virtual machines named VM1, VM2, VM3, and VM4. Server1 is configured as shown in the following table.

You install a network monitoring application on VM2.

You need to ensure that all of the traffic sent to VM3 can be captured on VM2.

What should you configure?

- A. NUMA topology
- B. Resource control
- C. resource metering
- D. Port mirroring
- E. Single-root I/O virtualization
- F. Integration Services

**Correct Answer: D**

**Section: (none)**

**Explanation**

**Explanation/Reference:**

With Hyper-V Virtual Switch port mirroring, you can select the switch ports that are monitored as well as the switch port that receives copies of all the traffic

#### **QUESTION 102**

Your network contains a server named Server1 that runs Windows Server 2012 R2. Server1 has the Hyper-V server role installed. Server1 hosts four virtual machines named VM1, VM2, VM3, and VM4. Server1 is configured as shown in the following table.

You plan to schedule a complete backup of Server1 by using Windows Server Backup.

You need to ensure that the state of VM1 is saved before the backup starts. What should you configure?

- A. Integration Services
- B. the startup order
- C. Resource control
- D. Single-root I/O virtualization

**Correct Answer:** A

**Section:** (none)

**Explanation**

**Explanation/Reference:**

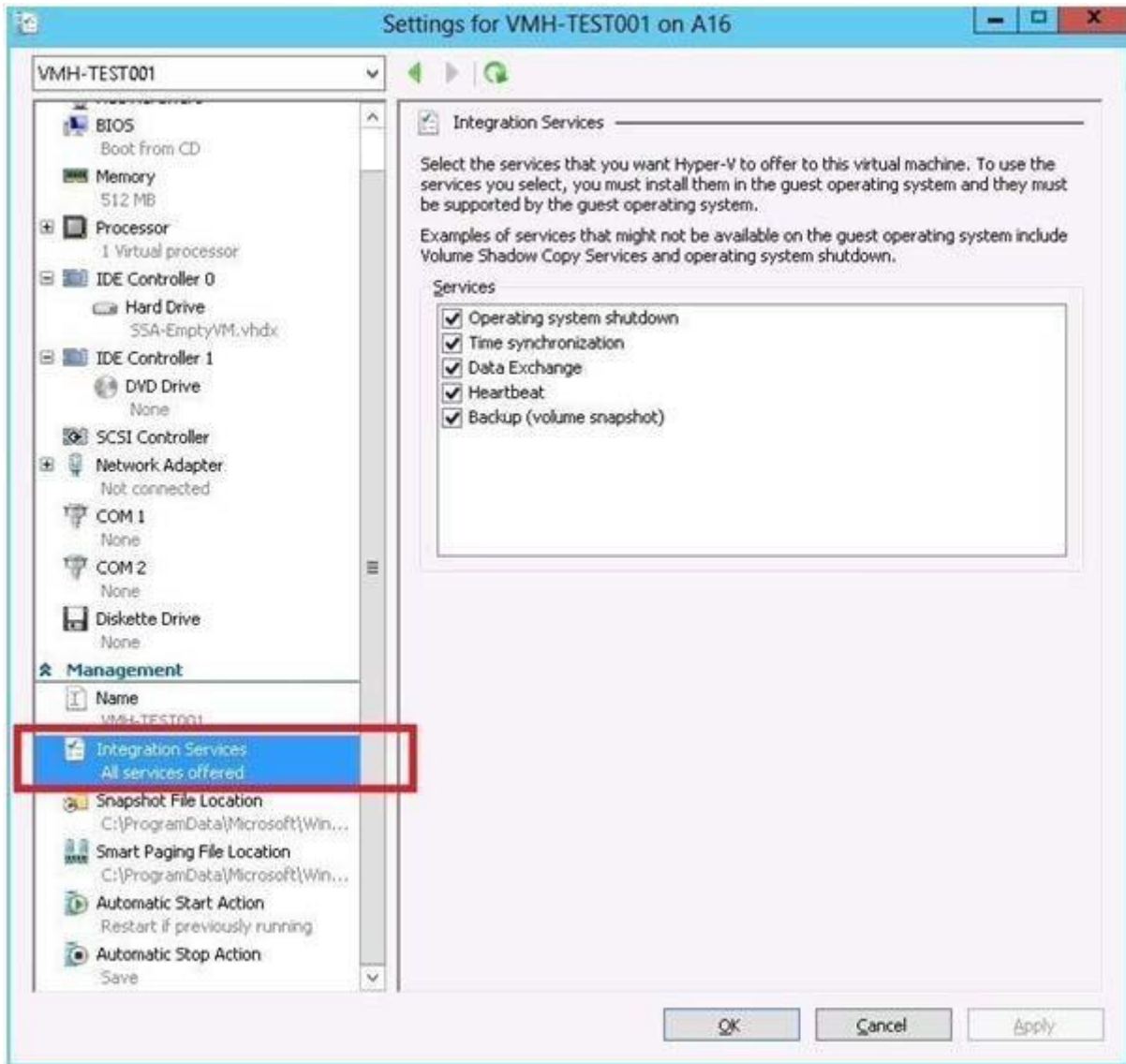
What is the Hyper-V Saved State?

Some Hyper-V virtual machines briefly go offline into a "Saved State" at the initial phase of a backup. While the backup is running, they usually come back online after a couple of seconds. Background KnowledgeThe decision to pull Hyper-V virtual machines offline into a Saved State is done solely within Hyper-VMManagement Services.

Backup software utilities have no way to force a live backup when Hyper-V determines it can't and shouldn't be done. There are many factors that are considered by Hyper-V when it decides whether to take a VM offline or not,Hyper-V Live Backup Requirements:

To achieve zero downtime live backups of virtual machines, you need the following conditions met:

1. The VM guest needs to have Integration Services installed, enabled, and running (COM+ System Application Service, Distributed Transaction Coordinator Service, and Volume Shadow Copy Service). Also review the VM settings in Hyper-V, the 'backup' option needs to be checked.
2. All disks involved need to be formatted with NTFS, including the disks within the VM.
3. The Volume Shadow Copy Service and related VSS services need to be enabled and running.
4. The shadow copy storage space for each drive must be available to Hyper-V VSS Writer and be located at the same volume. For instance, the storage space for drive C: needs to be on drive C: itself, and so on. Use the VSSADMIN command from the command line to check the settings. (Use: vssadmin list shadowstorage /vssadmin resize shadowstorage)



### QUESTION 103

Your network contains a server named Server1 that runs Windows Server 2012 R2. Server1 has the Hyper-V server role installed. Server1 hosts four virtual machines named VM1, VM2, VM3, and VM4. Server1 is configured as shown in the following table.

VM3 is used to test applications. You need to prevent VM3 from synchronizing its clock to Server1. What should you configure?

- A. Integration Services
- B. virtual Machine Chimney
- C. Port mirroring
- D. Single-root I/O virtualization

**Correct Answer: A**

**Section: (none)**

**Explanation**

**Explanation/Reference:**

By default when you install the Integration Services/Components you get time synchronization with the host OS, here is how to disable ongoing time synchronization. When you install the integration

services/components in Hyper-V virtual machine you get a set of services installed and enabled by default.

Operating system shutdown

Time synchronization

Data exchange heartbeat

Backup via VSS

If you do not want the virtual machine to continuously synch its time to the Hyper-V host using the integration service, you can disable the integration service from the Hyper-V manager.

Open up the settings for the VM

Under Management, highlight the Integration Services option and you will get a list of the Integration Services installed and enabled Uncheck the Time Synchronization service and press Apply. The virtual machine will now not sync its time with the Hyper-V host on a continuous basis...BUT it will always sync once at power on. This is required to boot strap the timer inside the virtual machine

#### QUESTION 104

Your network contains a server named Server1 that runs Windows Server 2012 R2. Server1 has the Hyper-V server role installed. Server1 hosts four virtual machines named VM1, VM2, VM3, and VM4. Server1 is configured as shown in the following table.

Hardware component	Configuration
Processor	Eight quad-core CPUs that have non-uniform memory access (NUMA)
Memory	32 GB of RAM
Disk	Two local 4-TB disks
Network	Eight network adapters VMQ-supported PCI-SIG-supported

You need to configure VM4 to track the CPU, memory, and network usage. What should you configure?

- A. Resource control
- B. NUMA topology
- C. resource metering
- D. Automatic Start Action

**Correct Answer: C**

**Section: (none)**

**Explanation**

**Explanation/Reference:**

<http://blogs.technet.com/b/meamcs/archive/2012/05/28/hyper-v-resource-metering-inwindowsserver-2012-server-8-beta.aspx>

Metrics

collected for each virtual machine using resource metering:

Average CPU usage, measured in megahertz over a period of time.

Average physical memory usage, measured in megabytes.

Minimum memory usage (lowest amount of physical memory). Maximum memory usage (highest amount of physical memory). Maximum amount of disk space allocated to a virtual machine. Total incoming network traffic, measured in megabytes, for a virtual network adapter. Total outgoing network traffic, measured in megabytes, for a virtual network adapter

#### QUESTION 105

Your network contains a server named Server1 that runs Windows Server 2012 R2. Server1 has the Hyper-V server role installed. Server1 hosts four virtual machines named VM1, VM2, VM3, and VM4. Server1 is configured as shown in the following table.

Hardware component	Configuration
Processor	Eight quad-core CPUs that have non-uniform memory access (NUMA)
Memory	32 GB of RAM
Disk	Two local 4-TB disks
Network	Eight network adapters VMQ-supported PCI-SIG-supported

You need to ensure that VM1 can use more CPU time than the other virtual machines when the CPUs on Server1 are under a heavy load.

What should you configure?

- A. resource metering
- B. Resource control
- C. The startup order
- D. Integration Services

**Correct Answer: B**

**Section: (none)**

**Explanation**

**Explanation/Reference:**

B. Resource controls provide you with several ways to control the way that Hyper-V allocates resources to virtual machine

When you create a virtual machine, you configure the memory and processor to provide the appropriate computing resources for the workload you plan to run on the virtual machine. This workload consists of the guest operating system and all applications and services that will run at the same time on the virtual machine.

Resource controls provide you with several ways to control the way that Hyper-V allocates resources to virtual machines.

Virtual machine reserve. Of the processor resources available to a virtual machine, specifies the percentage that is reserved for the virtual machine. This setting guarantees that the percentage you specify will be available to the virtual machine. This setting can also affect how many virtual machines you can run at one time.

Virtual machine limit. Of the processor resources available to a virtual machine, specifies the maximum percentage that can be used by the virtual machine. This setting applies regardless of whether other virtual machines are running.

Relative weight. Specifies how Hyper-V allocates resources to this virtual machine when more than one virtual machine is running and the virtual machines compete for resources.

<http://technet.microsoft.com/en-us/library/cc742470.aspx>

**QUESTION 106**

Your network contains a server named Server1 that runs Windows Server 2012 R2. Server1 has the Hyper-V server role installed. Server1 hosts four virtual machines named VM1, VM2, VM3, and VM4. Server1 is configured as shown in the following table.

Hardware component	Configuration
Processor	Eight quad-core CPUs that have non-uniform memory access (NUMA)
Memory	32 GB of RAM
Disk	Two local 4-TB disks
Network	Eight network adapters VMQ-supported PCI-SIG-supported

VM2 sends and receives large amounts of data over the network. You need to ensure that the network traffic of VM2 bypasses the virtual switches of the parent partition. What should you configure?

- A. NUMA topology
- B. Resource control
- C. Single-root I/O virtualization
- D. Port mirroring

**Correct Answer:** C

**Section:** (none)

**Explanation**

**Explanation/Reference:**

SR-IOV maximizes network throughput while minimizing network latency as well as the CPU overhead required for processing network traffic.

<http://technet.microsoft.com/en-us/library/hh831410.aspx>

#### SR-IOV

This new feature allows you to assign a network adapter that supports single-root I/O virtualization (SR-IOV) directly to a virtual machine.

**What value does this change add?**

Use of SR-IOV maximizes network throughput while minimizing network latency as well as the CPU overhead required for processing network traffic.

**What works differently?**

You can provide a virtual machine with direct connectivity to a physical network adapter. For more information, see [Hyper-V Support for Scaling Up and Sca](#)

#### QUESTION 107

Your network contains an Active Directory domain named contoso.com. The network contains a member server named Server1 that runs Windows Server 2012 R2. Server1 has the DNS Server server role installed and has a primary zone for contoso.com. The Active Directory domain contains 500 client computers. There are an additional 20 computers in a workgroup. You discover that every client computer on the network can add its record to the contoso.com zone. You need to ensure that only the client computers in the Active Directory domain can register records in the contoso.com zone. What should you do first?

- A. Move the contoso.com zone to a domain controller that is configured as a DNS server
- B. Configure the Dynamic updates settings of the contoso.com zone
- C. Sign the contoso.com zone by using DNSSEC
- D. Configure the Security settings of the contoso.com zone.

**Correct Answer:** A

**Section:** (none)

**Explanation**

**Explanation/Reference:**

If you install DNS server on a non-DC, then you are not able to create AD-integrated zones. DNS update security is available only for zones that are integrated into AD DS. When you directoryintegrate a zone, access control list (ACL) editing features are available in DNS Managerso that you can add or remove users or groups from the ACL for a specified zone or resource record.

<http://technet.microsoft.com/en-us/library/cc771255.aspx>

<http://social.technet.microsoft.com/Forums/en-US/winserverNIS/thread/9b041bbc-07654eedbd1cd65027f05e9f/>

<http://blogs.msmvps.com/acefekay/2012/11/19/ad-dynamic-dns-updates-registration-rulesofengagement/>

1. Active Directory's DNS Domain Name is NOT a single label name ("DOMAIN" vs the minimal requirement of "domain.com." "domain.local," etc).
2. The Primary DNS Suffix MUST match the zone name that is allowing updates. Otherwise the client doesn'tknow what zone name to register in. You can also have a different Conneciton Specific Suffix in addition to thePrimary DNS Suffix to register into that zone as well.
3. AD/DNS zone MUST be configured to allow dynamic updates, whether Secure or Secure and Non-Secure.

For client machines, if a client is not joined to the domain, and the zone is set to Secure, it will not registereither.

4. You must ONLY use the DNS servers that host a copy of the AD zone name or have a reference

**QUESTION 108**

Your company has a remote office that contains 1,600 client computers on a single subnet. You need to select a subnet mask for the network that will support all of the client computers. The solution must minimize the number of unused addresses. Which subnet mask should you select?

- A. 255.255.248.0
- B. 255.255.252.0
- C. 255.255.254.0
- D. 255.255.240.0

**Correct Answer:** A

**Section:** (none)

**Explanation**

**Explanation/Reference:**

255.255.252.0 = 11111111.11111111.11111100.00000000 =>( 22 bits 1 .. 10 bits 0 ) => 1111111111 = 1023

255.255.254.0 = 11111111.11111111.11111110.00000000 =>( 23 bits 1 .. 9 bits 0 ) => 111111111 = 511

255.255.255.0 = 11111111.11111111.11111111.00000000 =>( 24 bits 1 .. 8 bits 0 ) => 111111111 = 255

255.255.255.128 = 11111111.11111111.11111111.10000000 =>( 25 bits 1 .. 7 bits 0 ) => 11111111 = 127

[http://zeus.fh-brandenburg.de/~ihno/doc/lehre/internet/ip\\_eng.html](http://zeus.fh-brandenburg.de/~ihno/doc/lehre/internet/ip_eng.html)

**QUESTION 109**

You plan to deploy a DHCP server that will support four subnets. The subnets will be configured as shown in the following table.

Subnet name	Number of hosts
Subnet1	50
Subnet2	110
Subnet3	400
Subnet4	525

You need to identify which network ID you should use for each subnet.

What should you identify? To answer, drag the appropriate network ID to the each subnet in the answer area.



Select and Place:

Network IDs	Answer Area
<hr/>	Subnet1 <span data-bbox="1105 520 1409 569">10.10.1.0/26</span>
<hr/>	Subnet2 <span data-bbox="1105 583 1409 632">10.10.16.0/25</span>
<hr/>	Subnet3 <span data-bbox="1105 653 1409 701">10.10.128.0/23</span>
<hr/>	Subnet4 <span data-bbox="1105 722 1409 770">10.10.8.0/22</span>

Correct Answer:

Network IDs	Answer Area
	Subnet1 10.10.1.0/26
	Subnet2 10.10.16.0/25
	Subnet3 10.10.128.0/23
	Subnet4 10.10.8.0/22

**Section: (none)**

**Explanation**

**Explanation/Reference:**

**QUESTION 110**

You work as a senior administrator at ENSUREPASS.com. The ENSUREPASS.com network consists of a single domain named ENSUREPASS.com. All servers on the ENSUREPASS.com network have Windows Server 2012 R2 installed, and all workstations have Windows 8 installed. You are running a training exercise for junior administrators. You are currently discussing a Windows PowerShell cmdlet that activates previously de-activated firewall rules. Which of the following is the cmdlet being discussed?

- A. Set-NetFirewallRule
- B. Enable-NetFirewallRule
- C. Set-NetIPsecRule
- D. Enable-NetIPsecRule

**Correct Answer: B**

**Section: (none)**

## Explanation

### Explanation/Reference:

Enable-NetFirewallRule - Enables a previously disabled firewall rule.

[http://technet.microsoft.com/en-us/library/cc990290\(v=ws.10\).aspx](http://technet.microsoft.com/en-us/library/cc990290(v=ws.10).aspx)

<http://technet.microsoft.com/en-us/library/jj574205.aspx>

<http://mikefrobbins.com/2013/02/28/use-powershell-to-remotely-enable-firewall-exceptions-on-windows-server-2012/>

<http://technet.microsoft.com/en-us/library/jj554869%28v=wps.620%29.aspx>

### QUESTION 111

Your network contains a server named Server1 that runs Windows Server 2012 R2. Server1 is located on the same subnet as all of the client computers. A network technician reports that he receives a "Request timed out" error message when he attempts to use the ping utility to connect to Server1 from his client computer. The network technician confirms that he can access resources on Server1 from his client computer.

You need to configure Windows Firewall with Advanced Security on Server1 to allow the ping utility to connect. Which rule should you enable?

- A. File and Printer Sharing (Echo Request - ICMPv4-In)
- B. Network Discovery (WSD-In)
- C. File and Printer Sharing (NB-Session-In)
- D. Network Discovery (SSDP-In)

**Correct Answer: A**

**Section: (none)**

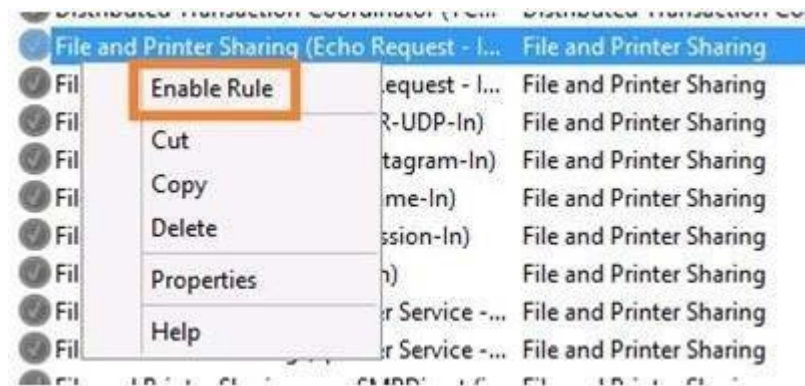
**Explanation**

### Explanation/Reference:

Ping uses ICMP

Open Control Panel, then select System and Security by clicking on that header. Select Windows Firewall, Advanced Settings. In 'Windows Firewall with Advanced security' click on 'Inbound rules'. Scroll down to 'File and Printer sharing (Echo request ICMPv4-In)'.

Right click on the rule and select 'Enable rule'.



### QUESTION 112

You have a file server named Server1 that runs Windows Server 2012 R2.

You need to ensure that a user named User1 can use Windows Server Backup to create a complete backup of Server1. What should you configure?

- A. The local groups by using Computer Management
- B. A task by using Authorization Manager
- C. The User Rights Assignment by using the Local Group Policy Editor
- D. The Role Assignment by using Authorization Manager

**Correct Answer:** A  
**Section:** (none)  
**Explanation**

**Explanation/Reference:**

- A. User needs to be added to local Backup Operator group
  - B. AzMan is a role-based access control (RBAC) framework that provides an administrative tool to manage authorization policy and a runtime that allows Applications to perform access checks against that policy.
  - C. User Rights Assignment policies determines which users or groups have logon rights or privileges on the computer
  - D. AzMan is a role-based access control (RBAC) framework that provides an administrative tool to manage authorization policy and a runtime that allows Applications to perform access checks against that policy.
- [http://technet.microsoft.com/en-us/library/cc780182\(v=ws.10\).aspx](http://technet.microsoft.com/en-us/library/cc780182(v=ws.10).aspx)  
<http://msdn.microsoft.com/en-us/library/bb897401.aspx>

**QUESTION 113**

Your network contains a production Active Directory forest named contoso.com and a test Active Directory forest named contoso.test. A trust relationship does not exist between the forests. In the contoso.test domain, you create a backup of a Group Policy object (GPO) named GPO1. You transfer the backup of GPO1 to a domain controller in the contoso.com domain. You need to create a GPO in contoso.com based on the settings of GPO1. You must achieve this goal by using the minimum amount of Administrative effort. What should you do?

- A. From Windows PowerShell, run the Get-GPO cmdlet and the Copy- GPO cmdlet.
- B. From Windows PowerShell, run the New-GPO cmdlet and the Import- GPO cmdlet.
- C. From Group Policy Management, create a new starter GPO. Right-click the new starter GPO, and then click Restore from Backup
- D. From Group Policy Management, right-click the Group Policy Objects container, and then click Manage Backups.

**Correct Answer:** B  
**Section:** (none)  
**Explanation**

**Explanation/Reference:**

- A. Copy-GPO requires domain trust / copy from one domain to another domain within the same forest. B. The Import-GPO cmdlet imports the settings from a GPO backup into a specified target GPO. The target GPO can be in a different domain or forest than that from which the backup was made and it does not have to exist prior to the operation.
  - C.
  - D: You can also restore GPOs. This operation takes a backed-up GPO and restores it to the same domain from the GPO's original which it was backed up. You cannot restore a GPO from backup into a domain different from the domain from which it was backed up. The New-GPO cmdlet creates a new GPO with a specified name. By default, the newly created GPO is not linked to a site, domain, or organizational unit (OU). The Import-GPO cmdlet imports the settings from a GPO backup into a specified target GPO. The target GPO can be in a different domain or forest than that from which the backup was made and it does not have to exist prior to the operation. The Restore-GPO cmdlet restores a GPO backup to the original domain from which it was saved. If the original domain is not available, or if the GPO no longer exists in the domain, the cmdlet fails.
- [http://technet.microsoft.com/en-us/library/cc781458\(v=WS.10\).aspx](http://technet.microsoft.com/en-us/library/cc781458(v=WS.10).aspx)  
<http://technet.microsoft.com/en-us/library/hh967461.aspx>  
<http://technet.microsoft.com/en-us/library/ee461050.aspx>  
<http://technet.microsoft.com/en-us/library/ee461044.aspx>

<http://blogs.technet.com/b/askpfeplat/archive/2012/11/04/windows-server-2012-the-new-andimproved-group-policy-management-console.aspx>

#### QUESTION 114

Your network contains an active directory forest. The forest functional level is Windows server 2012. The forest contains a single domain. The domain contains a member server named Server1 that run windows server 2012. You purchase a network scanner named Scanner1 that supports Web Services on Devices (WDS). You need to share the network scanner on Server1 Which server role should you install on Server1?

- A. Web Server (IIS)
- B. Fax Server
- C. File and Storage Services
- D. Print and Document Services

**Correct Answer:** D

**Section:** (none)

**Explanation**

#### Explanation/Reference:

Print and Document Services enables you to centralize print server and network printer tasks. With this role, you can also receive scanned documents from network scanners and route the documents to a shared network resource, Windows SharePoint Services site, or email addresses. Windows Server 2012 uses Web Services on Devices (WSD) technologies to integrate scanning devices into the system

<http://technet.microsoft.com/en-us/library/hh831468.aspx>

<http://technet.microsoft.com/en-us/library/jj134196.aspx>

#### QUESTION 115

Your network contains an Active Directory forest named contoso.com. The forest contains a child domain named europe.contoso.com. The europe.contoso.com child domain contains a server named Server1 that runs Windows Server 2012 R2. You install the DHCP Server server role on Server1. You have access to the administrative accounts shown in the following table

Account name	Account location	Member of
Admin1	Server1	Server1\Administrators
Admin2	Europe.contoso.com	Europe\Domain Admins
Admin3	Europe.contoso.com	Europe\Administrators
Admin4	Contoso.com	Contoso\Enterprise Admins

You need to authorize Server1. Which user account should you use?

- A. Admin1
- B. 2
- C. 3
- D. 4

**Correct Answer:** D

**Section:** (none)

**Explanation**

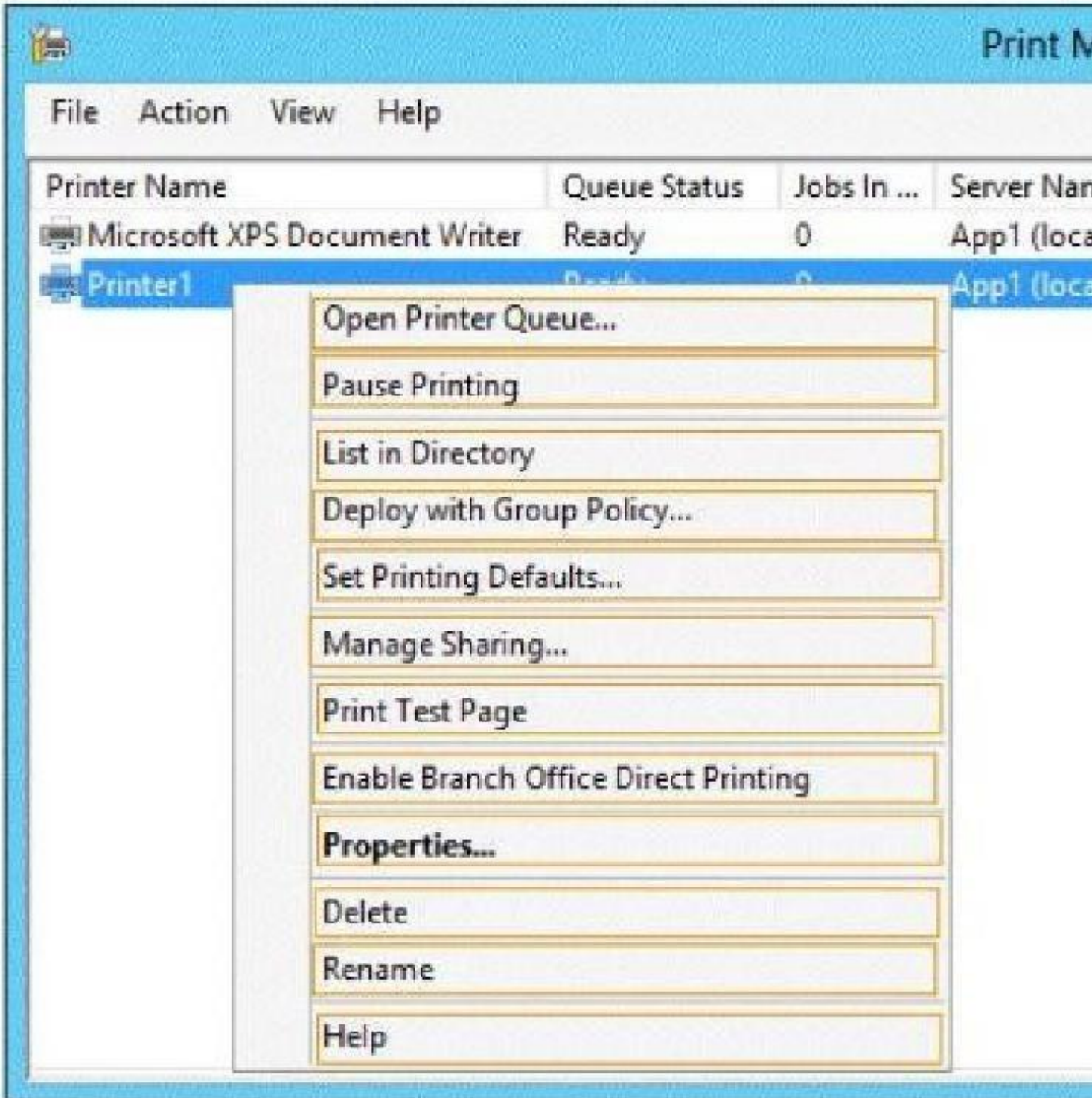
#### Explanation/Reference:

- A. Local account can't be used
- B. Authorization needs to happen in contoso.com and must be aEnt Admin
- C. Authorization needs to happen in contoso.com and must be aEnt Admin
- D. Correct domain and is a member of Ent Admin's

**QUESTION 116**

Your network contains a server named Server1 that runs Windows Server 2012 R2. App1 has the Print and Document Services server role installed. All client computers run Windows 8. The network contains a network-attached print device named Printer1. From App1, you share Printer1. You need to ensure that users who have connected to Printer1 previously can print to Printer1 if App1 fails. What should you configure?

To answer, select the appropriate option in the answer area.



- A. enable branche
- B. properties
- C. manage sharing
- D. list in directory

**Correct Answer:** A

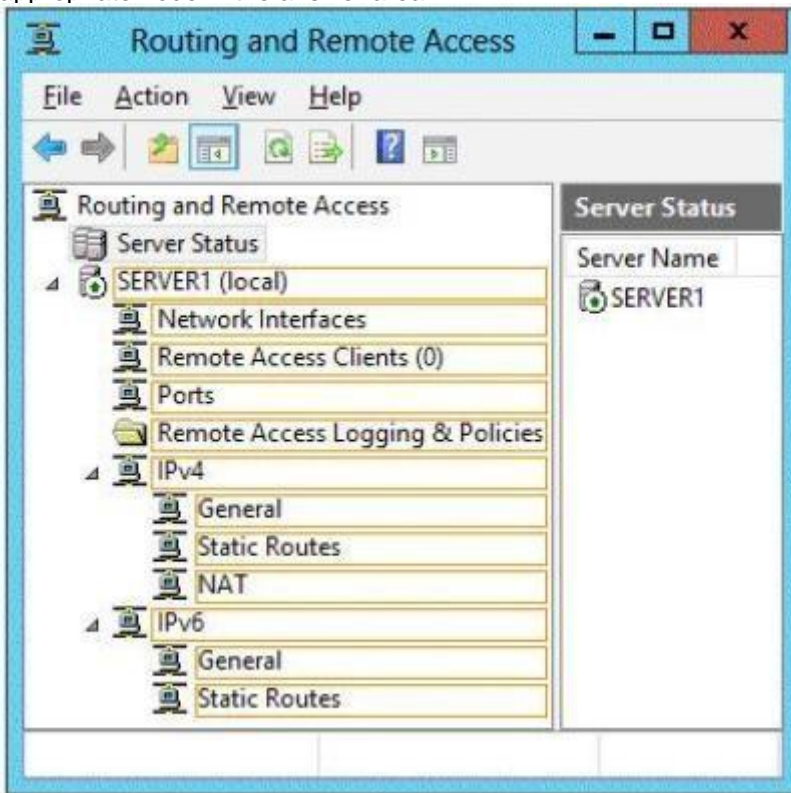
**Section:** (none)

**Explanation**

**Explanation/Reference:**

**QUESTION 117**

You have a server named Server1. Server1 runs Windows Server 2012 R2. Server1 has two network adapters and is located in a perimeter network. You need to install a DHCP Relay Agent on Server1. Which node should you use to add the DHCP Relay Agent? To answer, select the appropriate node in the answer area.



- A. SERVER1(LOCAL)
- B. IPV4 > NAT
- C. IPV4
- D. IPV4 > GENERAL

**Correct Answer:** D

**Section:** (none)

**Explanation**

**Explanation/Reference:**

Membership in the local Administrators group, or equivalent, is the minimum required to complete

this procedure.

To configure the IPv4 DHCP relay agent

1. In the Routing and Remote Access MMC snap-in, expand IPv4, right-click General, and then click New Routing Protocol.
  2. In the New Routing Protocol dialog box, select DHCPv4 Relay Agent, and then click OK.
  3. In the navigation pane, right-click DHCPv4 Relay Agent, and then click New Interface.
  4. Add the network interfaces on which the server might receive DHCPv4 requests that you want to send to the DHCP server. Right-click DHCPv4 Relay Agent, click New Interface, select the appropriate network interface, and then click OK.
  5. In the DHCP Relay Properties dialog box, select Relay DHCP packets, and then click OK.
  6. In the navigation pane, right-click DHCP Relay Agent, and then click Properties.
  7. On the General tab, enter the IPv4 address of the DHCP servers that you want to provide DHCP services for the RRAS server's clients, click Add, and then click OK.
- <http://technet.microsoft.com/en-us/library/dd469685.aspx>

### QUESTION 118

You have a server named Server1 that runs Windows Server 2012 R2. Server1 has following storage spaces:

- Data
- Users
- Backups
- Primordial

You add an additional hard disk to Server1. You need to identify which storage space contains the new hard disk. Which storage space contains the new disk?

- A. Data
- B. Primordial
- C. Users
- D. Backups

**Correct Answer: B**

**Section: (none)**

**Explanation**

#### Explanation/Reference:

Explanation:

New Disks (Unallocated space) added to Primordial space Primordial Pool? All storage that meets acceptable criteria for Storage Spaces will be placed in the Primordial Pool. This can be considered the default pool for devices from which any other pools will be created. Notice that there are no other virtual disks or pools at this point. The Primordial Pool will only consist of physical storage devices that do not belong to any other pools.

### QUESTION 119

You have a server named Server1. Server1 runs Windows Server 2012 R2 and has the File and Storage Services server role installed. You attach four 500-GB disks to Server1. You need to configure the storage to meet the following requirements:

- Storage for an application named Application1 must be provided. Application1 requires 20 GB and will require a maximum of 800 GB in three years.
- Storage for an application named Application2 must be provided. Application2 requires 20 GB and will require a maximum of 900 GB in three years.
- The solution must provide the ability to dynamically add storage without requiring configuration changes to the applications.
- The storage must be available if a single disk fails.

Which two actions should you perform? (Each correct answer presents part of the solution. Choose two.)

- A. From File and Storage Services, create virtual disks by using fixed provisioning.



- B. From File and Storage Services, create a storage pool that uses all four disks
- C. From Disk Management, create two new mirror volumes that use two disks each
- D. From Disk Management, create a new RAID-5 volume that uses all four disks.
- E. From File and Storage Services, create virtual disks by using thin provisioning.

**Correct Answer:** BE

**Section:** (none)

**Explanation**

**Explanation/Reference:**

Correct Answer: BE

Explanation:

Original answer is AB.

But the correct answer is B and E. it can't be A, because a fixed disk can't get expanding

#### **QUESTION 120**

Your network contains multiple subnets. On one of the subnets, you deploy a server named Server1 that runs Windows Server 2012 R2. You install the DNS Server server role on Server1, and then you create a standard primary zone named contoso.com. You need to ensure that client computers can resolve single-label names to IP addresses. What should you do first?

- A. Create a reverse lookup zone.
- B. Convert the contoso.com zone to an Active Directory-integrated zone
- C. Configure dynamic updates for contoso.com.
- D. Create a GlobalNames zone.

**Correct Answer:** D

**Section:** (none)

**Explanation**

**Explanation/Reference:**

D. use GlobalNames zones in Windows Server 2008 to take advantage of single-label names

Providing Single-Label DNS Name Resolution:

While Domain Name System (DNS) is the predominant name-resolution technology in TCP/IP networks, Windows Internet Name Service (WINS) is deployed in many networks as an alternative name-resolution protocol.

GlobalNames Zone (GNZ) feature: The GNZ feature is designed to enable DNS resolution of these single-label, static, global names. You can deploy a GNZ in a single forest or across multiple forests. GNZ is intended to aid the retirement of WINS. It is not a replacement for WINS. GNZ is not intended to support the single-label name resolution of records that are registered dynamically and therefore not managed by IT administrators. GNZ does make it possible for you to provide single-label name resolution of a fixed set of host computers whose names are guaranteed to be both global and unique.

<http://technet.microsoft.com/en-us/library/cc731744.aspx>

[http://technet.microsoft.com/en-us/library/cc816610\(v=ws.10\).aspx](http://technet.microsoft.com/en-us/library/cc816610(v=ws.10).aspx)

#### **QUESTION 121**

You have a server named Server1 that runs Windows Server 2012 R2. Server1 has six network adapters. Two of the network adapters are connected to a network named LAN1, two of the network adapters are connected to a network named LAN2, and two of the network adapters are connected to a network named LAN3. You create a network adapter team named Team1 from the two adapters connected to LAN1. You create a network adapter team named Team2 from the two adapters connected to LAN2. A company policy states that all server IP addresses must be assigned by using a reserved address in DHCP. You need to identify how many DHCP reservations you must create for Server1. How many reservations should you identify?

- A. 3
- B. 4
- C. 6
- D. 8

**Correct Answer:** B

**Section:** (none)

**Explanation**

**Explanation/Reference:**

Explanation:

2 Adapters = LAN1 = Team1 = 1 IP

2 Adapters = LAN2 = Team2 = 1 IP

2 Adapters = LAN3 = No Team = 2 IP

1 + 1 + 2 = 4

### QUESTION 122

Your network contains an Active Directory domain named contoso.com. All servers run Windows Server 2012 R2. The domain contains a server named Server1. You open Review Options in the Active Directory Domain Services Configuration Wizard, and then you click View script. You need to ensure that you can use the script to promote Server1 to a domain controller. Which file extension should you use to save the script?

- A. pal
- B. bat
- C. xml
- D. cmd

**Correct Answer:** A

**Section:** (none)

**Explanation**

**Explanation/Reference:**

The View Script button is used to view the corresponding PowerShell script. The PowerShell script extension is .ps1, The Answer could logically be either a .cmd file or a .bat file.

According to <http://www.fileinfo.com/>:

PAL - Settings file created by Corel Painter or Palette of colors used by Dr. Halo bitmap images

BAT - DOS batch file used to execute commands with the Windows Command Prompt (cmd.exe);

contains a series of line commands that typically might be entered at the DOS command prompt;

most commonly used to start programs and run maintenance utilities within Windows. XML - XML

(Extensible Markup Language) data file that uses tags to define objects and object

attributes; formatted much like an .HTML document, but uses custom tags to define objects and the

data within each object; can be thought of as a text-based database. CMD - Batch file that contains

a series of commands executed in order; introduced with Windows NT, but can be run by DOS or

Windows NT systems; similar to a .BAT file, but is run by CMD.EXE instead of COMMAND.COM

### QUESTION 123

Your network contains an Active Directory domain named contoso.com. The domain contains a server named Server1. Server1 runs a Server Core installation of Windows Server 2012 R2. You install the DNS Server server role on Server1. You need to perform the following configurations on Server1:

- Create an Active Directory-integrated zone named adatum.com.

- Send unresolved DNS client queries for other domain suffixes to the DNS server of your company's Internet Service Provider (ISP).

Which Windows PowerShell cmdlets should you use?

To answer, drag the appropriate cmdlet to the correct configuration in the answer area. Each cmdlet may be used once, more than once, or not at all. You may need to drag the split bar between panes or scroll to view content.

## Cmdlets

Add-DNSServerDirectoryPartition

Add-DNSServerPrimaryZone

Set-DNSServer

Set-DNSServerForwarder

Set-DNSServerDSSetting

Set-DNSServerSetting

## Answer Area

Create an Active Directory zone

Send unresolved queries to other DNS servers of your organization

Select and Place:

## Cmdlets

Add-DNSServerDirectoryPartition

Add-DNSServerPrimaryZone

Set-DNSServer

Set-DNSServerForwarder

Set-DNSServerDSSetting

Set-DNSServerSetting

## Answer Area

Create an Active Directory zone

Send unresolved queries to other DNS servers of your organization

**Correct Answer:**

Cmdlets	Answer Area
Add-DNSServerDirectoryPartition	Create an Active Directory zone
Add-DNSServerPrimaryZone	Send unresolved requests to another DNS server of your organization
Set-DNSServer	
Set-DNSServerForwarder	
Set-DNSServerDSSetting	
Set-DNSServerSetting	

**Section:** (none)

**Explanation**

**Explanation/Reference:**

**QUESTION 124**

Your network contains an Active Directory domain named contoso.com. The network contains 500 client computers that run Windows 8. All of the client computers connect to the Internet by using a web proxy. You deploy a server named Server1 that runs Windows Server 2012 R2. Server1 has the DNS Server server role installed. You configure all of the client computers to use Server1 as their primary DNS server. You need to prevent Server1 from attempting to resolve Internet host names for the client computers. What should you do on Server1?

- A. Create a primary zone named ".".
- B. Configure the Security settings of the contoso.com zone.
- C. Create a zone delegation for GlobalNames.contoso.com.
- D. Create a stub zone named "root".

**Correct Answer:** A

**Section:** (none)

## Explanation

### Explanation/Reference:

When you install DNS on a Windows server that does not have a connection to the Internet, the zone for the domain is created and a root zone, also known as a dot zone, is also created. This root zone may prevent access to the Internet for DNS and for clients of the DNS. If there is a root zone, there are no other zones other than those that are listed with DNS, and you cannot configure forwarders or root hint servers.

### Root domain

This is the top of the tree, representing an unnamed level; it is sometimes shown as two empty quotation marks (""), indicating a null value. When used in a DNS domain name, it is stated by a trailing period (.) to designate that the name is located at the root or highest level of the domain hierarchy. In this instance, the DNS domain name is considered to be complete and points to an exact location in the tree of names. Names stated this way are called fully qualified domain names (FQDNs).

DNS Domain Name Hierarchy:

### QUESTION 125

Your network contains an Active Directory domain named contoso.com. The domain contains 100 user accounts that reside in an organizational unit (OU) named OU1. You need to ensure that a user named User1 can link and unlink Group Policy objects (GPOs) to OU1. The solution must minimize the number of permissions assigned to User1. What should you do?

- A. Modify the permissions on OU1
- B. Run the Set-GPPermission cmdlet.
- C. Add User1 to the Group Policy Creator Owners group.
- D. Modify the permissions on the User1 account.

**Correct Answer:** A

**Section:** (none)

### Explanation

### Explanation/Reference:

<http://www.howtogeek.com/50166/using-the-delegation-of-control-wizard-to-assign-permissionsin-server-2008/>

### QUESTION 126

You have a server that runs Windows Server 2012 R2. The server contains the disks configured as shown in the following table.

Disk name	Partition table type	Disk storage type	Unallocated disk space
Disk 0	GPT	Dynamic	2 TB
Disk 1	MBR	Basic	1 TB
Disk 2	GPT	Dynamic	4 TB
Disk 3	GPT	Dynamic	4 TB
Disk 4	MBR	Basic	2 TB

You need to create a volume that can store up to 3 TB of user files. The solution must ensure that the user files are available if one of the disks in the volume fails.

What should you create?

- A. a mirrored volume on Disk 1 and Disk 4
- B. a mirrored volume on Disk 2 and Disk 3
- C. a RAID-5 volume on Disk 1, Disk 2, and Disk 3
- D. a spanned volume on Disk 0 and Disk 4

**Correct Answer:** B

**Section:** (none)

**Explanation**

**Explanation/Reference:**

A mirrored volume provides an identical twin of the selected volume. All data written to the mirrored volume is written to both volumes, which results in disk capacity of only 50 percent. Any volume can be mirrored, including the system and boot volumes. The disk that you select for the shadow volume does not need to be identical to the original disk in size, or in its number of tracks and cylinders. This means that you do not have to replace a failed disk with an identical model. The unused area that you select for the shadow volume cannot be smaller than the original volume. If the area that you select for the shadow volume is larger than the original, the extra space on the shadow disk can be configured as another volume.

Dynamic disks provide features that basic disks do not, such as the ability to create volumes that span multiple disks (spanned and striped volumes) and the ability to create fault-tolerant volumes (mirrored and RAID-5 volumes).

The following operations can be performed only on dynamic disks:

Create and delete simple, spanned, striped, mirrored, and RAID-5 volumes. Extend a simple or spanned volume. Remove a mirror from a mirrored volume or break the mirrored volume into two volumes. Repair mirrored or RAID-5 volumes. Reactivate a missing or offline disk.

You need at least two dynamic disks to create a mirrored volume.

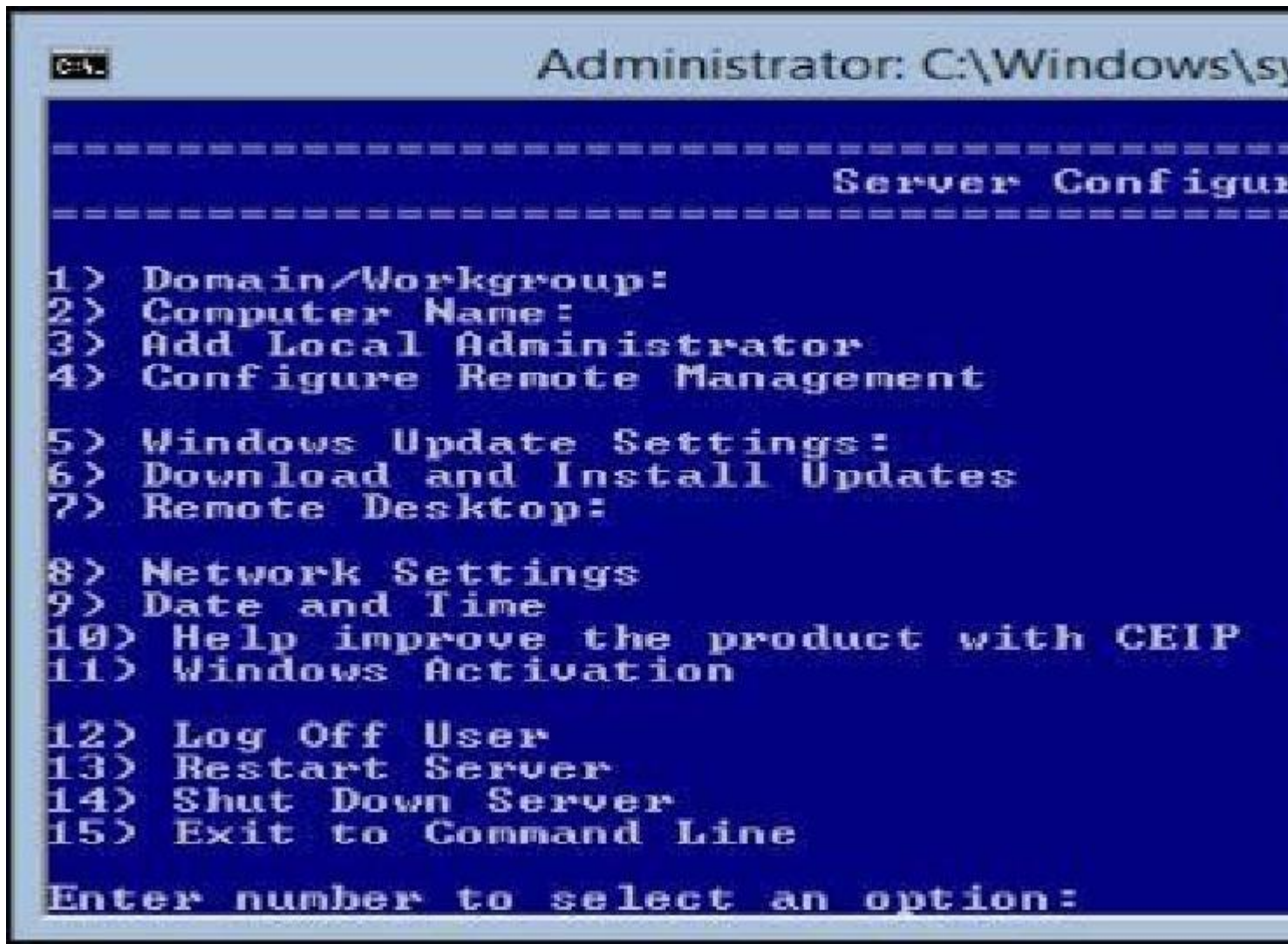
Mirrored volumes are fault tolerant and use RAID-1, which provides redundancy by creating two identical copies of a volume.

Mirrored volumes cannot be extended.

Both copies (mirrors) of the mirrored volume share the same drive letter.

**QUESTION 127**

What should you do for server core so it can be managed from another server 2012 R2?



- A. 1
- B. 8
- C. 6
- D. 14

**Correct Answer:** B

**Section:** (none)

**Explanation**

**Explanation/Reference:**

Configure Remote Management is already "Enabled". 8) Network Settings

You can configure the IP address to be assigned automatically by a DHCP Server or you can assign a static IP address manually. This option allows you to configure DNS Server settings for the server as well.

<http://technet.microsoft.com/en-us/library/jj647766.aspx>

**QUESTION 128**

Your network contains an Active Directory domain named contoso.com. The domain contains a server named Server1. Server1 runs Windows Server 2012 R2. On Server1, you create a printer



named Printer1. You share Printer1 and publish Printer1 in Active Directory. You need to provide a group named Group1 with the ability to manage Printer1. What should you do?

- A. From Print Management, configure the Sharing settings of Printer1.
- B. From Active Directory Users and Computers, configure the Security settings of Server1- Printer1
- C. From Print Management, configure the Security settings of Printer1.
- D. From Print Management, configure the Advanced settings of Printer1

**Correct Answer: C**

**Section: (none)**

**Explanation**

**Explanation/Reference:**

Set permissions for print servers

Note:

Open Print Management.

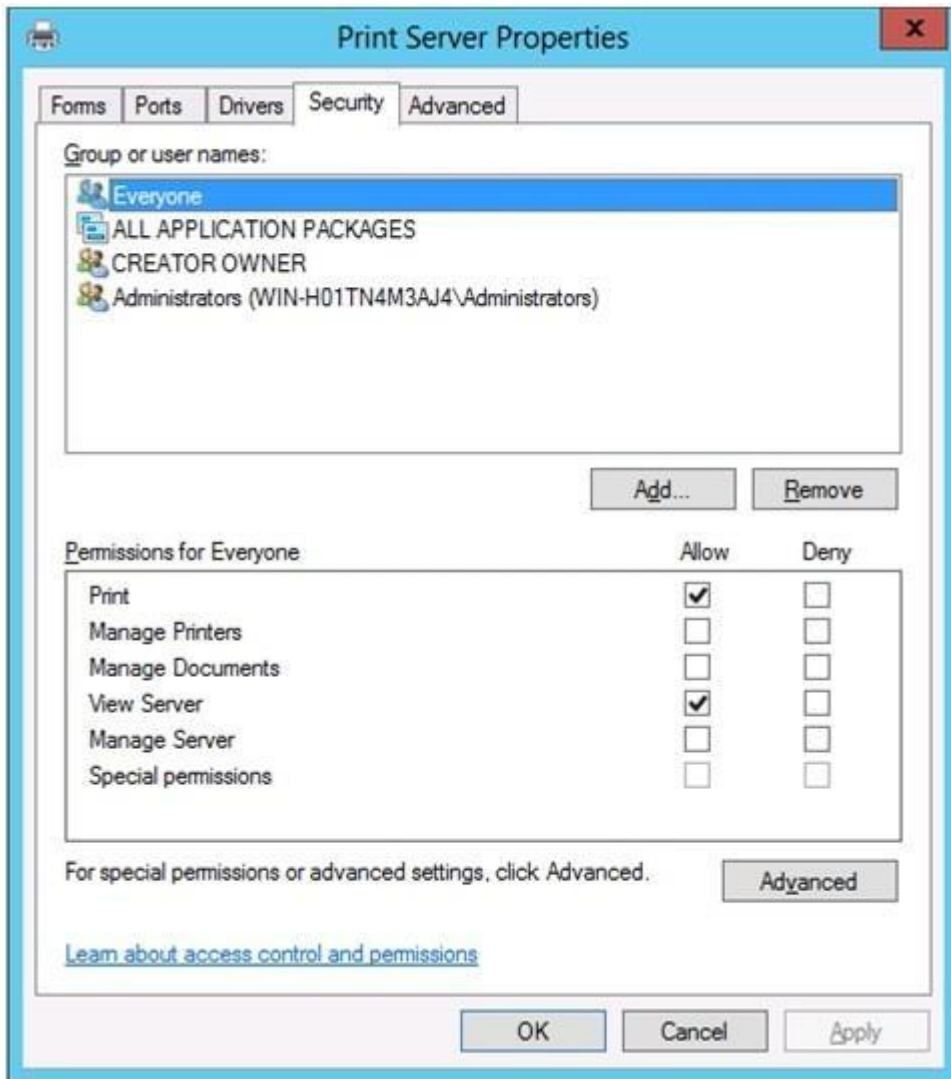
In the left pane, click Print Servers, right-click the applicable print server and then click Properties.

On the Security tab, under Group or users names, click a user or group for which you want to set permissions.

Under Permissions for <user or group name>, select the Allow or Deny check boxes for the permissions listed as needed.

To edit special permissions, click Advanced.

On the Permissionstab, click a user group, and then click Edit. In the Permission Entry dialog box, select the Allow or Deny check boxes for the permissions that you want to edit.



**QUESTION 129**

Your network contains an Active Directory domain named contoso.com. All servers run Windows Server 2012 R2.

Client computers run either Windows 7 or Windows 8.

All of the computer accounts of the client computers reside in an organizational unit (OU) named Clients. A Group Policy object (GPO) named GP01 is linked to the Clients OU. All of the client computers use a DNS server named Server1.

You configure a server named Server2 as an ISATAP router. You add a host (A) record for ISATAP to the contoso.com DNS zone.

You need to ensure that the client computers locate the ISATAP router.

What should you do?

- A. Run the Add-DnsServerResourceRecord cmdlet on Server1
- B. Configure the DNS Client Group Policy setting of GPO1.
- C. Configure the Network Options Group Policy preference of GPO1.
- D. Run the Set-DnsServerGlobalQueryBlockList cmdlet on Server1.

**Correct Answer: D**

**Section: (none)**

**Explanation**

**Explanation/Reference:**

Windows Server 2008 introduced a new feature, called "Global Query Block list", which prevents some arbitrary machine from registering the DNS name of WPAD. This is a good security feature, as it prevents someone from just joining your network, and setting himself up as a proxy. The dynamic update feature of Domain Name System (DNS) makes it possible for DNS client computers to register and dynamically update their resource records with a DNS server whenever a client changes its network address or host name. This reduces the need for manual administration of zone records. This convenience comes at a cost, however, because any authorized client can register any unused host name, even a host name that might have special significance for certain Applications. This can allow a malicious user to take over a special name and divert certain types of network traffic to that user's computer. Two commonly deployed protocols are particularly vulnerable to this type of takeover: the Web Proxy Automatic Discovery Protocol (WPAD) and the Intra-site Automatic Tunnel Addressing Protocol (ISATAP). Even if a network does not deploy these protocols, clients that are configured to use them are vulnerable to the takeover that DNS dynamic update enables. Most commonly, ISATAP hosts construct their PRLs by using DNS to locate a host named isatap on the local domain. For example, if the local domain is corp.contoso.com, an ISATAP-enabled host queries DNS to obtain the IPv4 address of a host named isatap.corp.contoso.com. In its default configuration, the Windows Server 2008 DNS Server service maintains a list of names that, in effect, it ignores when it receives a query to resolve the name in any zone for which the server is authoritative. Consequently, a malicious user can spoof an ISATAP router in much the same way as a malicious user can spoof a WPAD server: A malicious user can use dynamic update to register the user's own computer as a counterfeit ISATAP router and then divert traffic between ISATAP-enabled computers on the network. The initial contents of the block list depend on whether WPAD or ISATAP is already deployed when you add the DNS server role to an existing Windows Server 2008 deployment or when you upgrade an earlier version of Windows

**QUESTION 130**

You have a server named Server1 that runs Windows Server 2012 R2.

You need to perform the following storage configuration tasks on Server1:

- Bring a disk named Disk1 online.
- Defragment a volume named Volume1.
- Remove a disk named Disk2 from a storage pool named Pool1.

Which cmdlet should you use to perform each task?

To answer, drag the appropriate cmdlets to the correct tasks. Each cmdlet may be used once, more than once, or not at all. You may need to drag the split bar between panes or scroll to view content.

Cmdlets	Answer Area
Initialize-Disk	Bring a disk named Disk1 online. <input type="text" value="Cmdlet"/>
Optimize-Volume	Defragment a volume named Volume1. <input type="text" value="Cmdlet"/>
Remove-PhysicalDisk	Remove a disk named Disk2 from a storage pool named Pool1. <input type="text" value="Cmdlet"/>
Repair-Volume	
Set-Disk	
Set-PhysicalDisk	
Set-StoragePool	
Update-Disk	

Cmdlets	Answer Area
Initialize-Disk	Bring a disk named Disk1 online. <span style="border: 1px solid red; padding: 2px;">Set-Disk</span>
Optimize-Volume	Defragment a volume named Volume1. <span style="border: 1px solid red; padding: 2px;">Optimize-Volume</span>
Remove-PhysicalDisk	Remove a disk named Disk2 from a storage pool named Pool1. <span style="border: 1px solid red; padding: 2px;">Remove-PhysicalDisk</span>
Repair-Volume	
Set-Disk	
Set-PhysicalDisk	
Set-StoragePool	
Update-Disk	

**Select and Place:**

**Correct Answer:**

**Section: (none)**

**Explanation**

**Explanation/Reference:**

**QUESTION 131**

You have a DHCP server named Server1 that runs Windows Server 2012 R2. On Server1, you run the commands as shown in the exhibit. (Click the Exhibit button.)

```
Administrator: V
PS C:\> Add-DhcpServerv4Scope -Name Scope1 -StartRange 192
PS C:\> Add-DhcpServerv4Scope -Name Scope2 -StartRange 192
PS C:\> Add-DhcpServerv4Reservation -ScopeId 192.168.10.0
PS C:\> Set-DhcpServerv4Scope -ScopeId 192.168.15.0 -Start
PS C:\> Add-DhcpServerv4ExclusionRange -ScopeId 192.168.15
PS C:\> Set-DhcpServerv4OptionValue -DnsServer 172.16.1.25
PS C:\> Set-DhcpServerv4OptionValue -DnsServer 192.168.15.
PS C:\> Set-DhcpServerv4OptionValue -DnsServer 192.168.10.
PS C:\>
```

To answer, complete each statement according to the information presented in the exhibit. Each correct selection is worth one point.

A computer that has a MAC address of AABBCDDDEEFF will get the DNS server address of ... from Server1 when the computer is connected to the 192.168.15.0/24 segment.

- 172.16.1.250
- 192.168.10.250
- 192.168.15.250

Server1 can lease ... addresses on the 192.168.15.0/24 segment.

- 10
- 210
- 220
- 254

A computer that has a MAC address of AABBCDDEEFF will get the DNS server address of ... from Server1 when the computer is connected to the 192.168.15.0/24 segment.

172.16.1.250  
192.168.10.250  
192.168.15.250

Server1 can lease ... addresses on the 192.168.15.0/24 segment.

10  
210  
220  
254

- A.
- B.
- C.
- D.

**Correct Answer:**  
**Section: (none)**  
**Explanation**

**Explanation/Reference:**

**QUESTION 132**

Your network contains an Active Directory domain named contoso.com. All servers run Windows Server 2012 R2.

You need to add a user named User1 to a group named ServerAdmins.

What command should you run?

To answer, select the appropriate options in the answer area.

Answer Area

<input type="text"/>	-identity	<input type="text"/>	<input type="text"/>
Add-AdGroupMember Add-Member Set-AdGroup Set-AdUser		ServerAdmins User1	ServerAdmins User1

Answer Area

<input type="text"/>	-identity	<input type="text"/>	<input type="text"/>
Add-AdGroupMember Add-Member Set-AdGroup Set-AdUser		ServerAdmins User1	ServerAdmins User1

- A.

- B.
- C.
- D.

**Correct Answer:**  
**Section: (none)**  
**Explanation**

**Explanation/Reference:**

**QUESTION 133**

A printer named Printer1 is configured as shown in the exhibit. (Click the Exhibit button.)



```
Administrator: Windows PowerShell
PS C:\> Get-Printer Printer1 | Format-List

Name                : Printer1
ComputerName        :
Type                : Local
ShareName           : Printer1
PortName            : LPT1:,LPT2:
DriverName          : Brother Color Leg Type1 Class Driver
Location            :
Comment             :
SeparatorPageFile   :
PrintProcessor      : winprint
Datatype            : RAW
Shared              : True
Published           : False
PermissionSDDL      :
RenderingMode       :
KeepPrintedJobs     : False
Priority             : 1
DefaultJobPriority   : 0
StartTime           : 1000
UntilTime           : 60
PrinterStatus       : Paused
JobCount            : 1
DisableBranchOfficeLogging :
BranchOfficeOfflineLogSizeMB :
```

To answer, complete each statement according to the information presented in the exhibit. Each correct selection is worth one point.

Answer Area

If a user prints a document to Printer1, the document will ...

Users can submit print jobs to Printer1 ...

Answer Area

If a user prints a document to Printer1, the document will ...

Users can submit print jobs to Printer1 ...

- A.
- B.
- C.
- D.

**Correct Answer:**  
**Section: (none)**  
**Explanation**

**Explanation/Reference:**

**QUESTION 134**

Your network contains an Active Directory domain named contoso.com. The domain contains a DHCP server named Server1 that runs Windows Server 2012 R2. You create a DHCP scope named Scope1. The scope has a start address of 192.168.1.10, an end address of 192.168.1.50, and a subnet mask of 255.255.255.192. You need to ensure that Scope1 has a subnet mask of 255.255.255.0. What should you do first?

- A. From the DHCP console, reconcile Scope1
- B. From the DHCP console, delete Scope1



- C. From the DHCP console, modify the Scope Options of Scope1.
- D. From Windows PowerShell, run the Set-DhcpServerv4Scope cmdlet

**Correct Answer:** B

**Section:** (none)

**Explanation**

**Explanation/Reference:**

**QUESTION 135**

You are configuring a multi-subnet IPv6 network for a regional office.

The corporate network administrator allocates the 2001:0db8:1234:0800: :/54 address space for your use.

You need to identify network IDs of the first and last subnets that you will be able to create at the office.

Which network IDs should you identify?

To answer, drag the appropriate network IDs to the correct subnets. Each network ID may be used once, more than once, or not at all. You may need to drag the split bar between panes or scroll to view content

Network IDs	Answer Area
2001:0db8:1234:0800::/54	First subnet: <input type="text" value="Network ID"/>
2001:0db8:1234:0800::/64	Last subnet: <input type="text" value="Network ID"/>
2001:0db8:1234:0801::/54	
2001:0db8:1234:0801::/64	
2001:0db8:1234:08ff:/54	
2001:0db8:1234:08ff:/64	
2001:0db8:1234:0bff:/54	
2001:0db8:1234:0bff:/64	

Network IDs	Answer Area
2001:0db8:1234:0800::/54	First subnet: 2001:0db8:1234:0800::/64
2001:0db8:1234:0800::/64	
2001:0db8:1234:0801::/54	Last subnet: 2001:0db8:1234:0bff:/64
2001:0db8:1234:0801::/64	
2001:0db8:1234:08ff:/54	
2001:0db8:1234:08ff:/64	
2001:0db8:1234:0bff:/54	
2001:0db8:1234:0bff:/64	

- A.
- B.
- C.
- D.

**Correct Answer:**  
**Section: (none)**  
**Explanation**

**Explanation/Reference:**

**QUESTION 136**

You have a server named Server1 that runs Windows Server 2012 R2. You plan to use Windows PowerShell Desired State Configuration (DSC) to confirm that the Application Identity service is running on all file servers. You define the following configuration in the Windows PowerShell Integrated Scripting Environment (ISE):

```
Configuration Configuration1
{
    Service Service1
    {
        Name = "AppIDSvc"
        StartupType = "Automatic"
    }
}
```

You need to use DSC to configure Server1 as defined in the configuration. What should you run first?

- A. Service 1
- B. Test-DscConfiguration

- C. Start-DscConfiguration
- D. Configuration1

**Correct Answer:** D

**Section:** (none)

**Explanation**

**Explanation/Reference:**

**QUESTION 137**

You have a server named Server1 that runs Windows Server 2012 R2.  
 You need to switch Server1 to a Server Core installation of Windows Server 2012 R2.  
 What command should you run?  
 To answer, select the appropriate options in the answer area.

Answer Area

<input type="text"/> Add-WindowsFeature Install-WindowsFeature Uninstall-WindowsFeature	<input type="text"/> -Restart Desktop-Experience Server-Gui-Mgmt-Infra Server-Gui-Shell
--	--

Answer Area

<input type="text"/> Add-WindowsFeature Install-WindowsFeature Uninstall-WindowsFeature	<input type="text"/> -Restart Desktop-Experience Server-Gui-Mgmt-Infra Server-Gui-Shell
--	--

- A.
- B.
- C.
- D.

**Correct Answer:**

**Section:** (none)

**Explanation**

**Explanation/Reference:**

**QUESTION 138**

Your network contains an Active Directory domain named adatum.com. The domain contains a member server named Host1. Host1 runs Windows Server 2012 R2 and has the Hyper-V server role installed.

Host1 hosts two virtual machines named VM5 and VM6. Both virtual machines connect to a virtual switch named Virtual1.

On VM5, you install a network monitoring application named Monitor1.

You need to capture all of the inbound and outbound traffic to VM6 by using Monitor1.

Which two commands should you run from Windows PowerShell? (Each correct answer presents part of the solution. Choose two.)

- A. Get-VM "VM6" | Set-VMNetworkAdapter-iovWeight 1
- B. Get-VM "VM5" | Set-VMNetworkAdapter -iovWeight 0
- C. Get-VM "VM5" | Set-VMNetworkAdapter -PortMirroring Source
- D. Get-VM "VM6" | Set-VMNetworkAdapter -PortMirroring Destination
- E. Get-VM "VM5" | Set-VMNetworkAdapter -AllowTeaming On
- F. Get-VM "VM6" | Set-VMNetworkAdapter -AllowTeaming On

**Correct Answer:** CD

**Section:** (none)

**Explanation**

**Explanation/Reference:**

**QUESTION 139**

You have a Hyper-V host named Server1 that runs Windows Server 2012 R2. Server1 has the virtual switches listed in the following table.

Virtual switch name	Virtual switch type	Physical network adapter name
vSwitch1	External	NIC1
vSwitch2	External	NIC2

You create a virtual machine named VM1. VM1 has two network adapters. One network adapter connects to vSwitch1. The other network adapter connects to vSwitch2. You configure NIC teaming on VM1.

You need to ensure that if a physical NIC fails on Server1, VM1 remains connected to the network.

What should you do on Server1?

- A. Run the Set-VmNetworkAdapter cmdlet.
- B. Create a new virtual switch on Server1
- C. Modify the properties of vSwitch1 and vSwitch2
- D. Add a new network adapter to VM1.

**Correct Answer:** A

**Section:** (none)

**Explanation**

**Explanation/Reference:**

**QUESTION 140**

You have a Hyper-V host named Hyperv1 that runs Windows Server 2012 R2. Hyperv1 hosts a virtual machine named Server1. Server1 uses a disk named Server1.vhdx that is stored locally on Hyperv1.

You stop Server1, and then you move Server1.vhdx to an iSCSI target that is located on another server.

You need to configure Server1 to meet the following requirements:

- Ensure that Server1 can start by using Server1.vhdx.
- Prevent Server1.vhdx from consuming more than 500 IOPS on the iSCSI target.

Which two objects should you configure?

To answer, select the appropriate two objects in the answer area.

SERVER1



**Hardware**

Add Hardware

Firmware  
Boot from File

Memory  
1024 MB

Processor  
1 Virtual processor

Compatibility

NUMA

SCSI Controller

Hard Drive  
SERVER1.vhdx

Advanced Features

DVD Drive  
None

Network Adapter  
Contoso network

Hardware Acceleration

Advanced Features

**Management**

Name  
SERVER1

Integration Services

SERVER1



**Hardware**

Add Hardware

Firmware  
Boot from File

Memory  
1024 MB

Processor  
1 Virtual processor

Compatibility

NUMA

SCSI Controller

Hard Drive  
SERVER1.vhdx

Advanced Features

DVD Drive  
None

Network Adapter  
Contoso network

Hardware Acceleration

Advanced Features

**Management**

Name  
SERVER1

Integration Services

- A.
- B.
- C.
- D.

**Correct Answer:**

**Section: (none)**

**Explanation**

**Explanation/Reference:**

#### **QUESTION 141**

You have a server named Server1 that runs Windows Server 2012 R2. Server1 has the Hyper-V server role installed.

An iSCSI SAN is available on the network.

Server1 hosts four virtual machines named VM1, VM2, VM3, and VM4.

You create a LUN on the SAN to host the virtual hard drive files for the virtual machines.

You need to create a 3-TB virtual hard disk for VM1 on the LUN. The solution must prevent VM1 from being paused if the LUN runs out of disk space.

Which type of virtual hard disk should you create on the LUN?

- A. Fixed-size VHDX
- B. Dynamically expanding VHDX
- C. Fixed-size VHD
- D. Dynamically expanding VHD

**Correct Answer: A**

**Section: (none)**

**Explanation**

**Explanation/Reference:**

#### **QUESTION 142**

You have a server named Server1 that runs Windows Server 2012 R2.

You try to install the Microsoft .NET Framework 3.5 Features feature on Server1, but the installation fails repeatedly.

You need to ensure that the feature can be installed on Server1.

What should you do?

- A. Run the Add-AppxProvisionedPackage cmdlet
- B. Disable User Account Control (UAC).
- C. Connect Server1 to the Internet.
- D. Remove the .NET Framework 4.5 Features feature.

**Correct Answer: C**

**Section: (none)**

**Explanation**

**Explanation/Reference:**

#### **QUESTION 143**

Your network contains an Active Directory domain named contoso.com. The domain contains a server named Server1. Server1 runs Windows Server 2012 R2 and has the Hyper-V server role installed.

On Server1, you create and start a virtual machine named VM1. VM1 is configured as shown in the following table.

Setting	Configuration
Minimum RAM	2048 MB
Maximum RAM	4096 MB
Disk type	Fixed size
Disk size	100 GB

You need to recommend a solution to minimize the amount of disk space used for the snapshot of VM1.

What should you do before you create the snapshot?

- A. Run the Stop-VM cmdlet
- B. Decrease the Minimum RAM.
- C. Run the Convert-VHD cmdlet
- D. Convert disk1.vhd to a dynamically expanding disk

**Correct Answer:** A

**Section:** (none)

**Explanation**

**Explanation/Reference:**

Original answer is D.

But the correct answer is A.

The disk configuration (dynamic Vs. fixed) has little impact on the snapshot size.

However snapshotting a machine whilst it is running means a RAM dump is also saved to preserve the systems running state at that moment. That requires as much disk space as RAM being used at that time. This is avoided if the machine is shutdown first, reducing the snapshot size by a great deal.

#### QUESTION 144

Your network contains an Active Directory domain named adatum.com. The domain contains a server named Server1 that runs Windows Server 2012 R2.

On a server named Core1, you perform a Server Core Installation of Windows Server 2012 R2. You join Core1 to the adatum.com domain.

You need to ensure that you can use Event Viewer on Server1 to view the event logs on Core1.

What should you do on Core1?

- A. Run the Disable NetFirewallRule cmdlet.
- B. Install Remote Server Administration Tools (RSAT).
- C. Install Windows Management Framework
- D. Run the Enable- NetFirewallRule

**Correct Answer:** D

**Section:** (none)

**Explanation**

**Explanation/Reference:**

Information regarding IPsec policy changes, etc. can be found in the Event Viewer. Thus you need to enable the NetFirewallRule command. This will allow you to view the event logs.

#### QUESTION 145



Your network contains two servers named Server1 and Server2 that run Windows Server 2012 R2. Server1 and Server2 are part of a workgroup.

On Server1 and Server2, you create a local user account named Admin1. You add the account to the local Administrators group. On both servers, Admin1 has the same password.

You log on to Server1 as Admin1. You open Computer Management and you connect to Server2. When you attempt to create a scheduled task, view the event logs, and manage the shared folders, you receive Access Denied messages.

You need to ensure that you can administer Server2 remotely from Server1 by using Computer Management.

What should you configure on Server2?

- A. From Registry Editor, configure the LocalAccountTokenFilterPolicy registry value.
- B. From Local Users and Groups, modify the membership of the Remote Management Users group.
- C. From Server Manager, modify the Remote Management setting.
- D. From Windows Firewall, modify the Windows Management Instrumentation (WMI) firewall rule.

**Correct Answer:** A

**Section:** (none)

**Explanation**

**Explanation/Reference:**

The LocalAccountTokenFilterPolicy setting affects how administrator credentials are applied to remotely administer the computer.

<http://support.microsoft.com/kb/942817>

#### **QUESTION 146**

Which of the following is not a type of user account that can be configured in Windows Server 2012 R2?

- A. local accounts
- B. domain accounts
- C. network accounts
- D. built-in accounts

**Correct Answer:** C

**Section:** (none)

**Explanation**

**Explanation/Reference:**

A. Incorrect: Local accounts can be created and configured in Windows Server 2012 R2.

B. Incorrect: Domain accounts can be created and configured in Windows Server 2012 R2.

C. Correct: Three types of user accounts can be created and configured in Windows Server 2012: local accounts, domain accounts, and built-in user accounts.

D. Incorrect: Built-in accounts can be created and configured in Windows Server 2012 R2.

#### **QUESTION 147**

Which of the following are the two built-in user accounts created automatically on a computer running Windows Server 2012 R2?

- A. Network
- B. Interactive
- C. Administrator
- D. Guest

**Correct Answer:** C

**Section:** (none)

## Explanation

### Explanation/Reference:

Correct Answer: CD

Explanation:

- A. Incorrect: There is no Network account in Windows Server 2012 R2.
- B. Incorrect: There is no Interactive account in Windows Server 2012 R2.
- C. Correct: By default, the two built-in user accounts created on a computer running Windows Server 2012 are the Administrator account and the Guest account.
- D. Correct: By default, the two built-in user accounts created on a computer running Windows Server 2012 are the Administrator account and the Guest account.

### QUESTION 148

Which of the following groups do you use to consolidate groups and accounts that either span multiple domains or the entire forest?

- A. Global
- B. Domain local
- C. Built-in
- D. Universal

**Correct Answer:** D

**Section:** (none)

**Explanation**

### Explanation/Reference:

- A. Incorrect: Global groups cannot contain users from other domains.
- B. Incorrect: Domain local groups cannot have permissions for resources in other domains.
- C. Incorrect: Built-in groups have no inherent cross-domain qualities.
- D. Correct: Universal groups, like global groups, are used to organize users according to their resource access needs. You can use them to organize users to facilitate access to any resource located in any domain in the forest through the use of domain local groups. Universal groups are used to consolidate groups and accounts that either span multiple domains or the entire forest

### QUESTION 149

Which of the following group scope modifications are never permitted? (Choose all answers that are correct.)

- A. Global to universal
- B. Global to domain local
- C. Universal to global
- D. Domain local to universal

**Correct Answer:** B

**Section:** (none)

**Explanation**

### Explanation/Reference:

- A. Incorrect: Global to universal group conversions are sometimes permitted.
- B. Correct: Global to domain local group conversions are never permitted.
- C. Incorrect: Universal to global group conversions are sometimes permitted.
- D. Incorrect: Domain local to universal group conversions are sometimes permitted

### QUESTION 150

Which of the following is not a correct reason for creating an OU?

- A. To create a permanent container that cannot be moved or renamed

- B. To duplicate the divisions in your organization
- C. To delegate administration tasks
- D. To assign different Group Policy settings to a specific group of users or computers

**Correct Answer:** A

**Section:** (none)

**Explanation**

**Explanation/Reference:**

- A. Correct: The reasons for creating an OU include duplicating organizational divisions, assigning Group Policy settings, and delegating administration. You can easily move or rename an OU at will.
- B. Incorrect: Duplicating organizational divisions is a viable reason for creating an OU.
- C. Incorrect: Delegating administration tasks is a viable reason for creating an OU.
- D. Incorrect: Assigning Group Policy settings is a viable reason for creating an OU.

#### **QUESTION 151**

In a domain running at the Windows Server 2012 R2 domain functional level, which of the following security principals can members of a global group? (Choose all answers that are correct.)

- A. Users
- B. Computers
- C. Universal groups
- D. Global groups

**Correct Answer:** ABD

**Section:** (none)

**Explanation**

**Explanation/Reference:**

- A. Correct: Users can be security principals in a global group.
- B. Correct: Computers can be security principals in a global group.
- C. Incorrect: Universal groups cannot be security principals in a global group.
- D. Correct: Global group can be security principals in a global group.

#### **QUESTION 152**

You are attempting to delete a global security group in the Active Directory Users and Computers console, and the console will not let you complete the task. Which of the following could possibly be causes for the failure? (Choose all answers that are correct.)

- A. There are still members in the group.
- B. One of the group's members has the group set as its primary group.
- C. You do not have the proper permissions for the container in which the group is located.
- D. You cannot delete global groups from the Active Directory Users and Computers console

**Correct Answer:** BC

**Section:** (none)

**Explanation**

**Explanation/Reference:**

- A. Incorrect: It is possible to delete a group that has members.
- B. Correct: If any member sets the group as its primary group, then the system does not permit the group to be deleted.
- C. Correct: You must have the appropriate Active Directory permissions for the container in which the group is located to delete it.
- D. Incorrect: It is possible to delete groups the Active Directory Users and Groups console.

**QUESTION 153**

A company's server security team needs a solution that will prevent users from installing and using unauthorized applications on their Windows 8 desktop computers. Which technology should the team choose?

- A. Starter GPOs
- B. Group Policy Objects
- C. Software Restriction Policies
- D. AppLocker

**Correct Answer:** D

**Section:** (none)

**Explanation**

**Explanation/Reference:**

Explanation:

AppLocker (Application Locker) can help prevent malicious (malware) and unsupported applications from affecting computers. These include executable files, scripts, Windows Installer files, DLLs, Packaged apps and Packaged app installers.

Quick Tip: AppLocker is also supported by Windows Server 2008 R2 and Windows 7.

<http://technet.microsoft.com/en-us/library/hh831440.aspx>

<http://mcpmag.com/articles/2013/02/26/controlling-applications.aspx> ExamRef

**QUESTION 154**

A company's server administration team would like to take advantage of the newest file systems available with Windows Server 2012 R2. The team needs a file system capable of managing extremely large data drives that can auto-detect data corruption and automatically perform needed repairs without taking a volume offline.

Which file system should the server administration team choose?

- A. NFS
- B. DFS
- C. NTFS
- D. REFS

**Correct Answer:** D

**Section:** (none)

**Explanation**

**Explanation/Reference:**

The ReFS (Resilient File System) is capable of managing extremely large data drives (1 YB Yottabyte), can auto-detect data corruption, and automatically perform needed repairs without taking the volume offline.

Quick Tip: The command `fsutil fsinfo volumeinfo x:` will display the volume file system. ReFS is only intended for data drives and not compatible with all Windows Server 2012 R2 file system technologies, however it is compatible with the new Storage Spaces.

<http://technet.microsoft.com/en-us/library/hh831724.aspx>

<http://mcpmag.com/articles/2013/01/29/70-410-win2012-file.aspx>

**QUESTION 155**

A company's server deployment team needs to introduce many new Windows Server 2012 R2 domain controllers throughout the network into a single Windows Server 2008 R2 domain. The team has chosen to use Windows PowerShell.

Which Windows PowerShell module includes the command-line options for installing domain controllers?

- A. AD DS Administration cmdlets

- B. AD DS Deployment cmdlets
- C. AD CS Deployment cmdlets
- D. AD DS Administration cmdlets

**Correct Answer:** B

**Section:** (none)

**Explanation**

**Explanation/Reference:**

First use the Import-Module ADDSDeployment command in PowerShell--it includes the cmdlets needed to add new domain controllers. Then run Install-ADDSDomainController along with the required arguments.

Quick Tip: DCPromo.exe has been deprecated but can still be used along with an answer file, and ADPrep.exe runs automatically when needed (but can be run with elevated rights for more control).

<http://technet.microsoft.com/en-us/library/hh994618.aspx>

<http://mcpmag.com/articles/2013/02/19/70-410-win2012-ad.aspx>

**QUESTION 156**

A company's server virtualization team needs to provision a series of Hyper-V workloads to use existing network storage arrays. The team has chosen to use Fibre Channel ports within the guest operating systems.

Which of the following Windows Server versions can be used as guest operating systems when using Hyper-V Fibre Channel ports?

- A. 2003
- B. 2008
- C. 2012
- D. 2003

**Correct Answer:** BC

**Section:** (none)

**Explanation**

**Explanation/Reference:**

Windows Server 2008, 2008 R2, and 2012 R2 can be guest operating systems when using Hyper-V Fibre Channel host bus adaptors (HBAs). Updated HBA drivers are needed along with NPIVenabled (N\_Port ID Virtualization) SANs.

Quick Tip: Virtual Fibre Channel logical units cannot be used as boot media.

<http://technet.microsoft.com/en-us/library/hh831413.aspx>

<http://mcpmag.com/articles/2013/02/05/70-410-win2012-fibre.aspx>

**QUESTION 157**

A company's network administrator needs to ensure a specific IP address is never assigned by a Windows Server 2012 R2 DHCP server to any device connecting to the network.

Which of the following should the administrator configure on the Windows Server 2012 R2 DHCP server?

- A. Reservation
- B. Scope options
- C. NAP
- D. Scope properties

**Correct Answer:** A

**Section:** (none)

**Explanation**

**Explanation/Reference:**

Configuring an IP address as a reservation will restrict a DHCP server's assignment of that address unless a specific MAC address makes a request for the address.

Exclusion is for not use the IP Address or range inside the Scope Pool, Filter is for not use the MAC Address or range.

Quick Tip: Policies can also be defined per scope or server. Policy based assignment (PBA) allows an administrator to group DHCP clients by specific attributes based on fields contained in the DHCP client request packet. This feature allows for targeted administration and greater control of configuration parameters delivered to network devices.

<http://technet.microsoft.com/en-us/library/jj200226.aspx>

<http://mcpmag.com/articles/2013/02/12/70-410-dhcp.aspx>

Another correct answer? Create a Exclusion Range? You decide... but that option is not at the options list at this question.

**QUESTION 158**

A company's server deployment team needs to install fourteen Windows Server 2012 R2 to handle the expected increase in holiday traffic. The team would like the option of switching the servers between Server Core and Full GUI servers and do not want to be locked in to their first choice.

The server team would like four of the servers to include the Windows 8 Shell. Which installation option is required for these servers?

- A. Server Core
- B. Desktop Experience
- C. Server with a GUI
- D. Minimal Server Interface

**Correct Answer:** B

**Section:** (none)

**Explanation****Explanation/Reference:**

The Desktop Experience installation option includes the Windows 8 Shell feature. This installation option also includes other features available for installation not found in the other three; such as Themes, Windows Store and support for Windows Store apps, and Windows Media Player.

Quick Tip: To completely remove a feature and the binary files from the disk, use the Windows PowerShell command Uninstall-WindowsFeature. For example, to remove Desktop Experience:

Uninstall-WindowsFeature Desktop-Experience -Remove

<http://technet.microsoft.com/en-us/library/hh831786.aspx>

<http://mcpmag.com/articles/2013/01/22/70-410-win2012-install.aspx>

**QUESTION 159**

Command to set configure network interface primary dns server. Note: Other config such as ip address should not be changed.

- A. set-ipaddress
- B. netsh
- C. ipconfig
- D. winipconfig

**Correct Answer:** B

**Section:** (none)

**Explanation****Explanation/Reference:**

netsh interface ipv4 set dns name="Local Area Connection" source=static address =192.168.100.49 primary

<http://exchangeserverpro.com/how-to-add-multiple-dns-servers-to-windows-server-2008-core/>

**QUESTION 160**

You run a Windows Server 2012 R2, what is the PowerShell command to set preferred dns server.  
Note: Other config such as ip address should not be changed.

- A. Register-DnsClient
- B. Set-DnsClient
- C. Set-DnsPreferredClientServerAddress
- D. Set-DnsClientServerAddress

**Correct Answer:** D

**Section:** (none)

**Explanation**

**Explanation/Reference:**

Set-DnsClientServerAddress - Sets DNS server addresses associated with the TCP/IP properties on an interface.

Set-DnsClientServerAddress -InterfaceIndex 12 -ServerAddresses ("10.0.0.1")

**QUESTION 161**

You work as an administrator at ABC.com. The ABC.com network consists of a single domain named ABC.com. All servers in the ABC.com domain, including domain controllers, have Windows Server 2012 R2 installed.

You have installed the DNS Server Role on a ABC.com server, named ABC-SR13. ABC.com's workstations make use of a web proxy to access the Internet, and refer to ABC-SR13 as a primary DNS server.

You have been instructed to make sure that Internet host names for ABC.com's workstations are not resolved by ABC-SR13.

Which of the following actions should you take?

- A. You should consider configuring a primary zone on ENSUREPASS-SR13
- B. You should consider configuring a secondary zone on ENSUREPASS-SR13.
- C. You should consider configuring a reverse lookup zone on ENSUREPASS-SR13
- D. You should consider configuring a forward lookup zone on ENSUREPASS-SR13

**Correct Answer:** A

**Section:** (none)

**Explanation**

**Explanation/Reference:**

Open DNS Server Manager | Expand DNS Server | Expand Forward Lookup Zones | Right Click on Forward Lookup Zones and select New Zone | Primary Zone | Zone Name: "." (only dot, without quotation marks) When you create such a zone, you are configuring the DNS server to be the ultimate authority for the DNS namespace. The DNS server will no longer attempt to forward any DNS requests that it is not authoritative for.

When you install DNS on a Windows server that does not have a connection to the Internet, the zone for the domain is created and a root zone, also known as a dot zone, is also created. This root zone may prevent access to the Internet for DNS and for clients of the DNS. If there is a root zone, there are no other zones other than those that are listed with DNS, and you cannot configure forwarders or roothint servers.

Root domain This is the top of the tree, representing an unnamed level; it is sometimes shown as two empty quotation marks (""), indicating a null value. When used in a DNS domain name, it is stated by a trailing period (.) to designate that the name is located at the root or highest level of the domain hierarchy. In this instance, the DNS domain name is considered to be complete and points to an exact location in the tree of names. Names stated this way are called fully qualified domain names (FQDNs).

**QUESTION 162**

You work as a senior administrator at ENSUREPASS.com. The ENSUREPASS.com network consists of a single domain named ENSUREPASS.com. All servers on the ENSUREPASS.com network have Windows Server 2012 R2 installed.

You are running a training exercise for junior administrators. You are currently discussing printer pooling.

Which of the following is TRUE with regards to printer pooling? (Choose all that apply.)

- A. Printers in a pool must be of the same model, and use the same printer driver.
- B. Each printer in the pool must have a different printer driver
- C. Printer ports used in the pool must be of the same type.
- D. The types of printer ports used in the pool must be mixed.
- E. Pooled printers appear to workstations as a single printer.
- F. A minimum of three printers are required to configure a printer pool.

**Correct Answer:** AE

**Section:** (none)

**Explanation**

**Explanation/Reference:**

You can create a printing pool to automatically distribute print jobs to the next available printer. A printing pool is one logical printer connected to multiple printers through multiple ports of the print server. The printer that is idle receives the next document sent to the logical printer. This is useful in a network with a high volume of printing because it decreases the time users wait for their documents. A printing pool also simplifies administration because multiple printers can be from the same logical printer on a server.

**QUESTION 163**

You work as an administrator at ENSUREPASS.com. The ENSUREPASS.com network consists of a single domain named ENSUREPASS.com. All servers on the ENSUREPASS.com network have Windows Server 2012 R2 installed.

ENSUREPASS.com has a server, named ENSUREPASS-SR13. ENSUREPASS-SR13 hosts a shared folder, named ENSUREPASSShare, which has been shared as ENSUREPASSShare\$.

Which of the following is TRUE with regards to sharing the folder in this manner?

- A. It allows all users to view ENSUREPASSShare when browsing the network
- B. It prevents users from viewing ENSUREPASSShare when browsing the network
- C. It only allows ENSUREPASS-SR13's users to view ENSUREPASSShare
- D. It removes the permissions configured for ENSUREPASSShare

**Correct Answer:** B

**Section:** (none)

**Explanation**

**Explanation/Reference:****QUESTION 164**

You work as an administrator at ENSUREPASS.com. The ENSUREPASS.com network consists of a single domain named ENSUREPASS.com.

ENSUREPASS.com has a server, named ENSUREPASS-SR15, which has Windows Server 2012 R2 installed. ENSUREPASS.com also has a server, named ENSUREPASS-SR16, which has Windows Server 2008 R2 SP1 installed.

You have been instructed to make sure that ENSUREPASS-SR16 is able to run Windows PowerShell 3.0.



Which of the following actions should you take? (Choose two.)

- A. You should consider making sure that ENSUREPASS-SR16 has a full installation of Microsoft .NET Framework 4 installed.
- B. You should consider making sure that ENSUREPASS-SR16 has a full installation of Microsoft .NET Framework 2 installed.
- C. You should consider making sure that ENSUREPASS-SR16 has WS-Management 3.0 installed.
- D. You should consider making sure that ENSUREPASS-SR16 is upgraded to Windows Server 2012 R2

**Correct Answer:** AC

**Section:** (none)

**Explanation**

**Explanation/Reference:**

WS-Management 3.0 - Windows Management Framework 3.0 Includes Windows PowerShell 3.0, WMI, WinRM, Management OData IIS Extension, and Server Manager CIM Provider  
Windows Management Framework 3.0 requires Microsoft .NET Framework 4.0.  
<http://www.microsoft.com/en-us/download/details.aspx?id=34595>

#### **QUESTION 165**

You work as an administrator at ENSUREPASS.com. The ENSUREPASS.com network consists of a single domain named ENSUREPASS.com. All servers on the ENSUREPASS.com network have Windows Server 2012 R2 installed.

ENSUREPASS.com has a server, named ENSUREPASS-SR07, which has the ADDS, DHCP, and DNS server roles installed. ENSUREPASS.com also has a server, named ENSUREPASS-SR08, which has the DHCP, and Remote Access server roles installed. You have configured a server, which has the File and Storage Services server role installed, to automatically acquire an IP address. The server is named ENSUREPASSSR09.

You then create reservation on ENSUREPASS-SR07, and a filter on ENSUREPASS-SR08.

Which of the following is a reason for this configuration?

- A. It allows ENSUREPASS-SR09 to acquire a constant IP address from ENSUREPASS-SR08 only.
- B. It configures ENSUREPASS-SR09 with a static IP address
- C. It allows ENSUREPASS-SR09 to acquire a constant IP address from ENSUREPASS-SR07 and ENSUREPASSSR08
- D. It allows ENSUREPASS-SR09 to acquire a constant IP address from ENSUREPASS-SR07 only.

**Correct Answer:** D

**Section:** (none)

**Explanation**

**Explanation/Reference:**

Explanation:

To configure the Deny filter

In the DHCP console tree of DHCP Server 1, under IPv4, click Filters, right-click Deny under Filters, and then click New Filter. In the New Deny Filter dialog box, in MAC Address, enter a six hexadecimal number representing the MAC or physical address of DHCP Client 2, click Add, and then click Close. Under Filters right-click the Deny node, and then click the Enable pop-up menu item.

<http://technet.microsoft.com/en-us/library/ee405265%28WS.10%29.aspx>

#### **QUESTION 166**

You work as an administrator at ENSUREPASS.com. The ENSUREPASS.com network consists of a single domain named ENSUREPASS.com. All servers on the ENSUREPASS.com network have Windows Server 2012 R2 installed.

ENSUREPASS.com has a server, named ENSUREPASS-SR13, which is configured as the primary

DNS server in the ENSUREPASS.com domain. ENSUREPASS.com has another server, named ENSUREPASS-SR14, which makes use of ENSUREPASSSR13 for DNS queries. You want to make sure that running nslookup.exe from ENSUREPASS-SR14 produces a result that shows the proper name of the default server. Which of the following actions should you take?

- A. You should consider creating a reverse lookup zone on ENSUREPASS-SR14
- B. You should consider creating a forward lookup zone on ENSUREPASS-SR14
- C. You should consider creating a reverse lookup zone on ENSUREPASS-SR13
- D. You should consider creating a forward lookup zone on ENSUREPASS-SR13.

**Correct Answer:** C

**Section:** (none)

**Explanation**

**Explanation/Reference:**

When you start Nslookup from a command line, the following error message may be displayed:

DNS request timed out

timeout was x seconds

Can't find server name for address xxx.xxx.xxx.xxx: Timed out

Default servers are not available

Default Server: UnKnown

Address: xxx.xxx.xxx.xxx

where xxx.xxx.xxx.xxx is the Internet Protocol (IP) address of the host on which you are attempting to start Nslookup.

CAUSE When Nslookup starts, it attempts to resolve the IP address of its host's DNS server to fully qualified domain name (FQDN). If the DNS server does not respond or if the DNS server's reverse lookup zones do not contain a PTR record for the DNS server's IP address, the error message is displayed.

<http://support.microsoft.com/kb/242906/en-us>

#### **QUESTION 167**

You work as a senior administrator at ENSUREPASS.com. The ENSUREPASS.com network consists of a single domain named ENSUREPASS.com. All servers on the ENSUREPASS.com network have Windows Server 2012 R2 installed.

You are running a training exercise for junior administrators. You are currently discussing Group Policy preference.

Which of the following is TRUE with regards to Group Policy preference?

- A. It supports applications and operating system features that are not compatible with Group Policy
- B. It does not support item-level targeting
- C. It is the same as Group Policy filtering
- D. It does not cause the application or operating system feature to disable the user interface for the settings they configure.

**Correct Answer:** AD

**Section:** (none)

**Explanation**

**Explanation/Reference:**

#### **QUESTION 168**

You work as an administrator at ENSUREPASS.com. The ENSUREPASS.com network consists of a single domain named ENSUREPASS.com. All servers in the ENSUREPASS.com domain, including domain controllers, have Windows Server 2012 R2 installed.

You have been instructed to make sure that ENSUREPASS.com users are not able to install a

Windows Store application. You then create a rule for packaged apps. Which of the following is the rule based on? (Choose all that apply.)

- A. The publisher of the package.
- B. The publisher of the application
- C. The name of the package
- D. The name of the application
- E. The package version.
- F. The application version.

**Correct Answer:** ACE

**Section:** (none)

**Explanation**

**Explanation/Reference:**

### QUESTION 169

You work as a senior administrator at ENSUREPASS.com. The ENSUREPASS.com network consists of a single domain named ENSUREPASS.com. All servers on the ENSUREPASS.com network have Windows Server 2012 R2 installed.

You are running a training exercise for junior administrators. You are currently discussing connection security rules.

Which of the following is TRUE with regards to connection security rules? (Choose all that apply.)

- A. Connection security rules allows for traffic to be secured via IPsec.
- B. Connection security rules do not allow the traffic through the firewall.
- C. Connection security rules are applied to programs or services
- D. Connection security rules are applied between two computers.

**Correct Answer:** ABD

**Section:** (none)

**Explanation**

**Explanation/Reference:**

Connection security involves the authentication of two computers before they begin communications and the securing of information sent between two computers. Windows Firewall with Advanced Security uses Internet Protocol security (IPsec) to achieve connection security by using key exchange, authentication, data integrity, and, optionally, data encryption.

How firewall rules and connection security rules are related

Firewall rules allow traffic through the firewall, but do not secure that traffic. To secure traffic with IPsec, you can create Computer Connection Security rules. However, the creation of a connection securityrule does not allow the traffic through the firewall. You must create a firewall rule to do this, if the traffic is not allowed by the default behavior of the firewall. Connection security rules are not applied toprograms or services; they are applied between the computers that make up the two endpoints.

<http://technet.microsoft.com/en-us/library/cc772017.aspx>

<http://technet.microsoft.com/en-us/library/cc772017%28v=ws.10%29.aspx>

### QUESTION 170

You work as a senior administrator at ENSUREPASS.com. The ENSUREPASS.com network consists of a single domain named ENSUREPASS.com. All servers on the ENSUREPASS.com network have Windows Server 2012 R2 installed.

You are running a training exercise for junior administrators. You are currently discussing the Windows Firewall with Advanced Security feature.

Which of the following is TRUE with regards to Windows Firewall with Advanced Security? (Choose all that apply.)

- A. It provides host-based, two-way network traffic filtering for a computer
- B. It provides host-based, one-way network traffic filtering for a computer.
- C. It blocks unauthorized network traffic flowing into or out of the local computer
- D. It only blocks unauthorized network traffic flowing into the local computer.
- E. It only blocks unauthorized network traffic flowing out of the local computer.

**Correct Answer:** AC

**Section:** (none)

**Explanation**

**Explanation/Reference:**

Windows Firewall with Advanced Security is an important part of a layered security model. By providing host-based, two-way network traffic filtering for a computer, Windows Firewall with Advanced Security blocks unauthorized network traffic flowing into or out of the local computer. Windows Firewall with Advanced Security also works with Network Awareness so that it can apply security settings appropriate to the types of networks to which the computer is connected. Windows Firewall and Internet Protocol Security (IPsec) configuration settings are integrated into a single Microsoft Management Console (MMC) named portant part of your network's Windows Firewall with Advanced Security, so Windows Firewall is also an im isolation strategy. <http://technet.microsoft.com/en-us/library/hh831365.aspx>

**QUESTION 171**

You work as an administrator at ENSUREPASS.com. The ENSUREPASS.com network consists of a single domain named ENSUREPASS.com. All servers in the ENSUREPASS.com domain, including domain controllers, have Windows Server 2012 R2 installed. ENSUREPASS.com has a server, named ENSUREPASS-SR15, which is configured as a file server. You have received instructions to make sure that a user, named Mia Hamm, has the ability to generate a complete backup of ENSUREPASS-SR15 via Windows Server Backup. Which of the following actions should you take?

- A. You should consider making use of Computer Management to configure the local groups.
- B. You should consider making use of Computer Management to configure the domain local groups.
- C. You should consider making use of Computer Management to configure the global groups
- D. You should consider making use of Computer Management to configure the administrator groups.

**Correct Answer:** A

**Section:** (none)

**Explanation**

**Explanation/Reference:**

To perform backups or recoveries by using Windows Server Backup, you must be a member of the Administrators or Backup Operators groups.

<http://technet.microsoft.com/en-us/library/ee849849%28v=ws.10%29.aspx>

Notes

You can only use Backup locally; you cannot backup a remote computer.

You can only back up and restore System State data on a local computer. You cannot back up and restore System State data on a remote computer even if you are an administrator on the remote computer.

<http://technet.microsoft.com/en-us/library/cc776822%28v=ws.10%29.aspx>

**QUESTION 172**

You work as an administrator at ENSUREPASS.com. The ENSUREPASS.com network consists of two Active Directory forests, named ENSUREPASS.com and test.com. There is no trust relationship configured between the forests. A backup of Group Policy object (GPO) from the test.com domain is stored on a domain controller

in the ENSUREPASS.com domain. You are informed that a GPO must be created in the ENSUREPASS.com domain, and must be based on the settings of the GPO in the test.com domain. You start by creating the new GPO using the New-GPO Windows PowerShell cmdlet. You want to complete the task via a Windows PowerShell cmdlet. Which of the following actions should you take?

- A. You should consider making use of the Invoke-GPUUpdate Windows PowerShell cmdlet
- B. You should consider making use of the Copy-GPO Windows PowerShell cmdlet.
- C. You should consider making use of the New-GPLink Windows PowerShell cmdlet
- D. You should consider making use of the Import-GPO Windows PowerShell cmdlet

**Correct Answer:** D

**Section:** (none)

**Explanation**

**Explanation/Reference:**

Import-GPO -Imports the Group Policy settings from a backed-up GPO into a specified GPO.  
<http://technet.microsoft.com/en-us/library/ee461044.aspx>

### QUESTION 173

You work as an administrator at ENSUREPASS.com. The ENSUREPASS.com network consists of a single domain named ENSUREPASS.com. ENSUREPASS.com has a domain controller, named ENSUREPASS-DC01, which has Windows Server 2012 R2 installed. Another ENSUREPASS.com domain controller, named ENSUREPASSDC02, has Windows Server 2008 R2 installed. You have deployed a server, named ENSUREPASS-SR15, on ENSUREPASS.com's perimeter network. ENSUREPASSSR15 is running a Server Core Installation of Windows Server 2012 R2. You have been instructed to make sure that ENSUREPASS-SR15 is part of the ENSUREPASS.com domain.

- A. You should consider making use of Set-Computer Windows PowerShell cmdlet on ENSUREPASS-SR15.
- B. You should consider making use of Get-Computer Windows PowerShell cmdlet on ENSUREPASS-SR15
- C. You should consider making use of Test-Computer Windows PowerShell cmdlet on ENSUREPASS-SR15
- D. You should consider making use of Add-Computer Windows PowerShell cmdlet on ENSUREPASS-SR15.

**Correct Answer:** D

**Section:** (none)

**Explanation**

**Explanation/Reference:**

Add-Computer - Add the local computer to a domain or workgroup.  
<http://technet.microsoft.com/en-us/library/hh849798.aspx>

### QUESTION 174

an Active Directory forest that contains a root domain, named ENSUREPASS.com, and two child domains, named us.ENSUREPASS.com and uk.ENSUREPASS.com. All servers on the ENSUREPASS.com network have Windows Server 2012 R2 installed. The root domain hosts a domain local distribution group, named ENSUREPASSGroup. You are preparing to issue ENSUREPASSGroup read-only access to a shared folder hosted by the us.ENSUREPASS.com domain. You want to make sure that ENSUREPASSGroup is able to access the shared folder in the us.ENSUREPASS.com domain. Which of the following actions should you take?

- A. You should consider re-configuring ENSUREPASSGroup as a universal Admins group.
- B. You should consider re-configuring ENSUREPASSGroup as a universal security group
- C. You should consider re-configuring ENSUREPASSGroup as a global administrators group.

D. You should consider re-configuring ENSUREPASSGroup as a local administrators group.

**Correct Answer:** B

**Section:** (none)

**Explanation**

**Explanation/Reference:**

Group scope Universal can be assigned permissions in any domain or forest.

#### **QUESTION 175**

You work as an administrator at ENSUREPASS.com. The ENSUREPASS.com network consists of a single domain named ENSUREPASS.com. All servers in the ENSUREPASS.com domain, including domain controllers, have Windows Server 2012 installed.

You have been instructed to modify an Active Directory computer object.

Which of the following actions should you take?

- A. You should consider making use of the Get-ADComputer Windows PowerShell cmdlet.
- B. You should consider making use of the Set-ADComputer Windows PowerShell cmdlet
- C. You should consider making use of the New-ADComputer Windows PowerShell cmdl
- D. You should consider making use of the Get-ADComputerServiceAccount Windows PowerShell cmdlet

**Correct Answer:** B

**Section:** (none)

**Explanation**

**Explanation/Reference:**

Set-ADComputer - Modifies an Active Directory computer object.

<http://technet.microsoft.com/en-us/library/ee617263.aspx>

#### **QUESTION 176**

You work as an administrator at ENSUREPASS.com. The ENSUREPASS.com network consists of a single domain named ENSUREPASS.com. All servers in the ENSUREPASS.com domain, including domain controllers, have Windows Server 2012 R2 installed.

You have been instructed to add a new domain controller to ENSUREPASS.com's existing environment.

Which of the following actions should you take?

- A. You should consider making use of Server Manager
- B. You should consider making use of Authorization Manager
- C. Remote Desktop Gateway Manager.
- D. Network Load Balancing Manager.

**Correct Answer:** A

**Section:** (none)

**Explanation**

**Explanation/Reference:**

#### **QUESTION 177**

You work as an administrator at ENSUREPASS.com. The ENSUREPASS.com network consists of a single domain named ENSUREPASS.com. All servers in the ENSUREPASS.com domain, including domain controllers, have Windows Server 2012 R2 installed.

You have just executed the Uninstall-WindowsFeature Server-Gui-Shell ENSUREPASS.com server, named ENSUREPASS-SR13.

Which of the following is the reason for doing this?

- A. To only remove Windows Explorer from ENSUREPASS-SR13.
- B. To only remove the Windows Internet Explorer from ENSUREPASS-SR13
- C. To only remove the components and files related to Windows Explorer from ENSUREPASSSR13
- D. To remove Windows Explorer, Windows Internet Explorer, and all associated components and files from ENSUREPASS-SR13.

**Correct Answer:** D

**Section:** (none)

**Explanation**

**Explanation/Reference:**

Minimal Server Interface

If the server has a full installation of Windows Server, and I need to bring the server down to minimal server interface, I only need to remove the Server-GUI-Shell. The command is shown here.

Get-WindowsFeature Server-Gui-Shell | Uninstall-WindowsFeature - restart

Minimal Server Interface is situated between the Server Core and Server with a GUI modes, you can either install features on Server Core or remove features from Server with a GUI to reach the Minimal Server Interface installation state

<http://blogs.technet.com/b/heyscriptingguy/archive/2013/01/25/use-powershell-to-remove-the-gui-on-windows-server-2012.aspx>

[http://blogs.technet.com/b/server\\_core/archive/2012/05/09/configuring-the-minimal-serverinterface.aspx](http://blogs.technet.com/b/server_core/archive/2012/05/09/configuring-the-minimal-serverinterface.aspx)

**QUESTION 178**

You work as a senior administrator at ENSUREPASS.com. The ENSUREPASS.com network consists of a single domain named ENSUREPASS.com. All servers on the ENSUREPASS.com network have Windows Server 2012 installed.

You are running a training exercise for junior administrators. You are currently discussing spanned volumes.

Which of the following is TRUE with regards to spanned volumes? (Choose all that apply.)

- A. Spanned volumes do not provide fault tolerance
- B. Spanned volumes are a fault tolerant solution
- C. You can extend a spanned volume onto a maximum of 16 dynamic disks.
- D. You cannot create a spanned volume using a system volume or boot volume.

**Correct Answer:** AD

**Section:** (none)

**Explanation**

**Explanation/Reference:**

A spanned volume is a dynamic volume consisting of disk space on more than one physical disk.

If a simple volume is not a system volume or boot volume, you can extend it across additional disks to create a spanned volume, or you can create a spanned volume in unallocated space on a dynamic disk.

You need at least two dynamic disks in addition to the startup disk to create a spanned volume.

**QUESTION 179**

You work as a senior administrator at ENSUREPASS.com. The ENSUREPASS.com network consists of a single domain named ENSUREPASS.com. All servers on the ENSUREPASS.com network have Windows Server 2012 installed.

You are running a training exercise for junior administrators. You are currently discussing NIC Teaming.

Which of the following is TRUE with regards to NIC Teaming? (Choose all that apply.)

- A. It allows for traffic failover to prevent connectivity loss if a network component fails.
- B. It prevents bandwidth aggregation

- C. The Windows Server 2012 implementation of NIC Teaming supports a maximum of 5 NICs in a team
- D. The Windows Server 2012 implementation of NIC Teaming supports a maximum of 32 NICs in a team.

**Correct Answer:** AD

**Section:** (none)

**Explanation**

**Explanation/Reference:**

### QUESTION 180

You work as a senior administrator at ENSUREPASS.com. The ENSUREPASS.com network consists of a single domain named ENSUREPASS.com. All servers on the ENSUREPASS.com network have Windows Server 2012 installed.

You are running a training exercise for junior administrators. You are currently discussing Storage Spaces.

Which of the following is TRUE with regards to Storage Spaces?

- A. Mirroring and parity are optional resilient storage modes of Storage Spaces
- B. Failover clustering is not supported by Storage Spaces
- C. Storage spaces are virtual disks with associated attributes such as a preferred level of resiliency, and thin or fixed provisioning
- D. Storage spaces are a collection of physical disks with associated attributes such as a preferred level of resiliency, and thin or fixed provisioning.

**Correct Answer:** AC

**Section:** (none)

**Explanation**

**Explanation/Reference:**

Storage Spaces lets you group drives together in a storage pool. Then you can use pool capacity to create storage spaces.

Storage spaces are virtual drives that appear in File Explorer. You can use them like any other drive, so it's easy to work with files on them.

You can create large storage spaces and add more drives to them when you run low on pool capacity.

If you have two or more drives in the storage pool, you can create storage spaces that won't be -- or even the failure of two drives, if you create a three-way mirror storage space.

affected by a drive failure

Storage Spaces includes the following features:

1. Storage pools. Storage pools are the fundamental building blocks for Storage Spaces.

Administrators are already familiar with this concept, so they will not have to learn a new model.

They can flexibly create storage pools based on the needs of the deployment. For example, given a set of physical disks, an administrator can create one pool (by using all the available physical disks) or multiple pools (by dividing the physical disks as required). Furthermore, to maximize the value from storage hardware, the administrator can map a storage pool to combinations of hard disks as well as solid-state drives (SSDs). Pools can be expanded dynamically by simply adding additional drives, thereby seamlessly scaling to cope with unceasing data growth.

2. Multitenancy. Administration of storage pools can be controlled through access control lists (ACLs) and delegated on a per-pool basis, thereby supporting hosting scenarios that require tenant isolation. Storage Spaces follows the familiar Windows security model; therefore, it can be fully integrated with Active Directory Domain Services.

3. Resilient storage. Storage Spaces support two optional resiliency modes: mirroring and parity.

Per-pool support for disks that are reserved for replacing failed disks (hot spares), background scrubbing, and intelligent error correction allow continuous service availability despite storage component failures. In the event of a power failure or cluster failover, the integrity of data is preserved so that recovery happens quickly and does not result in data loss.

4. Continuous availability. Storage Spaces is fully integrated with failover clustering, which allows



it to deliver continuously available service deployments. One or more pools can be clustered multiple nodes within a single cluster. Storage spaces can then be instantiated on individual nodes,

#### **QUESTION 181**

You work as an administrator at ENSUREPASS.com. The ENSUREPASS.com network consists of a single domain named ENSUREPASS.com. All servers on the ENSUREPASS.com network have Windows Server 2012 installed.

A server named, ENSUREPASS-SR13, has a Server Core Installation of Windows Server 2012 installed.

SR13's installation to a Server with GUI installation.

You are instructed to convert ENSUREPASSYou

want to use a Windows PowerShell cmdlet that uses Windows Update as a source.

Which of the following actions should you take?

- A. You should consider making use of the Install-WindowsFeature Server-Gui-Mgmt-Infra, Server-Gui-Shell -Restart cmdlet
- B. You should consider making use of the Install-WindowsFeature Server-Gui-Mgmt-Infra, Server-Gui-Shell -Restart -Source c:\mountdir\windows\winsxs cmdlet.
- C. You should consider making use of the Uninstall-WindowsFeature Server-Gui-Shell-Remove cmdlet.
- D. You should consider making use of the Set-ExecutionPolicy cmdlet.

**Correct Answer:** A

**Section:** (none)

**Explanation**

**Explanation/Reference:**

Explanation:

The Full GUI Server Interface provides you with the full GUI of Windows Server 2012 R2.

#### **QUESTION 182**

You work as an administrator at ENSUREPASS.com. The ENSUREPASS.com network consists of a single domain named ENSUREPASS.com. All servers in the ENSUREPASS.com domain, including domain controllers, have Windows Server 2012 installed.

ENSUREPASS.com has a server, named ENSUREPASS-SR07, which has four network adapters.

ENSUREPASS.com has two SR07's network adapters are connected to the one LAN,

local area networks (LANs). Two of ENSUREPASSwhile

the other two are connected to the other LAN.

You are required to configure one of the network adapter pairs into a network adapter team.

Which of the following actions should you take?

- A. You should consider accessing the Group Policy Management Console (GPMC) on ENSUREPASS-SR07.
- B. You should consider accessing the TS Manager console on ENSUREPASS-SR07.
- C. You should consider accessing the Server Manager console on ENSUREPASS-SR07.
- D. You should consider accessing the Remote Desktop Gateway Manager console on ENSUREPASS-SR07.

**Correct Answer:** C

**Section:** (none)

**Explanation**

**Explanation/Reference:**

#### **QUESTION 183**

You work as an administrator at ENSUREPASS.com. The ENSUREPASS.com network consists of a single domain named ENSUREPASS.com. All servers on the ENSUREPASS.com network have Windows Server 2012 installed.

ENSUREPASS.com has its headquarters in London, and several widespread satellite offices.

When ENSUREPASS.com releases a new written policy stating that the graphical user interface (GUI) should not be installed on any servers deployed to ENSUREPASS.com's satellite offices. It is reported that a server in one of the satellite offices are not compliant with the new written policy. You are required to remedy the situation, while using the least amount of user interaction. Which of the following actions should you take?

- A. You should consider uninstalling the User Interfaces and Infrastructure feature using a PowerShell cmdlet.
- B. You should consider uninstalling the User Interfaces and Infrastructure feature via TS Manager
- C. You should consider uninstalling the User Interfaces and Infrastructure feature via Server Manager.
- D. You should consider uninstalling the User Interfaces and Infrastructure feature using the Dsrms.exe command from the command prompt

**Correct Answer: C**

**Section: (none)**

**Explanation**

**Explanation/Reference:**

One of the great things about Windows PowerShell on Windows Server 2012 is all the great cmdlets and functions. But these did not spring into being from nothingness  
<http://blogs.technet.com/b/heyscriptingguy/archive/2013/01/25/use-powershell-to-remove-the-guion-windows-server-2012.aspx>

#### **QUESTION 184**

You work as an administrator at ENSUREPASS.com. The ENSUREPASS.com network consists of a single domain named ENSUREPASS.com. All servers on the ENSUREPASS.com network have Windows Server 2008 R2 installed.

Most of the ENSUREPASS.com servers have 64 - bit CPU's installed, while the rest have 32 - bit CPU's

installed. You are informed that ENSUREPASS.com wants to deploy Windows Server 2012 R2 on all their servers.

You need to make recommendations to ensure that this is possible.

Which of the following would you recommend?

- A. You should inform ENSUREPASS.com that the deployment can proceed without any changes
- B. You should inform ENSUREPASS.com that the servers with 32 bit CPU's must be upgraded to include 64 bit CPU's for the deployment to proceed.
- C. You should inform ENSUREPASS.com that the servers with 64 bit CPU's must be upgraded to include 32 bit CPU's for the deployment to proceed
- D. You should inform ENSUREPASS.com that the deployment is not in any way possible.

**Correct Answer: B**

**Section: (none)**

**Explanation**

**Explanation/Reference:**

Windows Server 2012 is a 64-bit only operating system.

Minimum: 1.4 GHz 64-bit processor

<http://technet.microsoft.com/en-us/library/jj134246.aspx>

#### **QUESTION 185**

You work as an administrator at ENSUREPASS.com. The ENSUREPASS.com network consists of a single domain named ENSUREPASS.com. All servers on the ENSUREPASS.com network have Windows Server 2012 R2 installed. You have been instructed to make sure that a server, named ENSUREPASS-SR07, is configured to be managed remotely from ENSUREPASS-SR01 using Server Manager.

Which of the following is not a valid option to take? (Choose all that apply.)

- A. You could access the server manager on ENSUREPASS-SR01.
- B. You could access the server manager on ENSUREPASS-SR13
- C. You could run the %windir%\system32\Configure-SMRemoting.exe from an elevated command prompt on ENSUREPASS-SR13
- D. You could run the Configure-SMRemoting.exe - enable cmdlet on ENSUREPASS-SR01.

**Correct Answer:** BC

**Section:** (none)

**Explanation**

**Explanation/Reference:**

#### QUESTION 186

You work as an administrator at ENSUREPASS.com. The ENSUREPASS.com network consists of a single domain named ENSUREPASS.com. All servers in the ENSUREPASS.com domain have Windows Server 2012 R2 installed.

You have logged on to a server, named ENSUREPASS-SR07, and would like to obtain the IP configurations of a server, named ENSUREPASS-SR13.

Which of the following actions should you take?

- A. You should consider making use of the Winrs.exe command
- B. You should consider making use of the Winsat.exe command.
- C. You should consider making use of the Winpop.exe command
- D. You should consider making use of the Dsrms.exe command.

**Correct Answer:** A

**Section:** (none)

**Explanation**

**Explanation/Reference:**

Explanation:

Windows Remote Management allows you to manage and execute programs remotely.

You can use WinRS to administer a Server Core installation remotely from the command line.

WinRS is a command-line tool included in both Windows Vista and the Full installation of Windows Server 2008, which relies on Windows Remote Management (WinRM) to execute remote commands, especially for headless servers. WinRM is Microsoft's implementation of the WSManagement protocol, a standard Simple Object Access Protocol (SOAP)-based, firewall-friendly protocol that enables hardware and operating systems from different vendors to interoperate. You can think of WinRM as the server side and WinRS the client side of WS-Management.

```
winrs -r:<some computer> ipconfig /all
```

#### QUESTION 187

You work as an administrator at ENSUREPASS.com. The ENSUREPASS.com network consists of a single domain named ENSUREPASS.com. All servers in the ENSUREPASS.com domain have Windows Server 2012 R2 installed, while domain controllers have Windows Server 2008 R2 installed.

You are then tasked with deploying a new Windows Server 2012 R2 domain controller. You are preparing to install the DNS Server role, and enable the global catalog server option.

Which of the following actions should you take?

- A. You should consider making use of Server Manager
- B. You should consider making use of the Active Directory Installation Wizard
- C. You should consider making use of the DHCP Installation Wizard

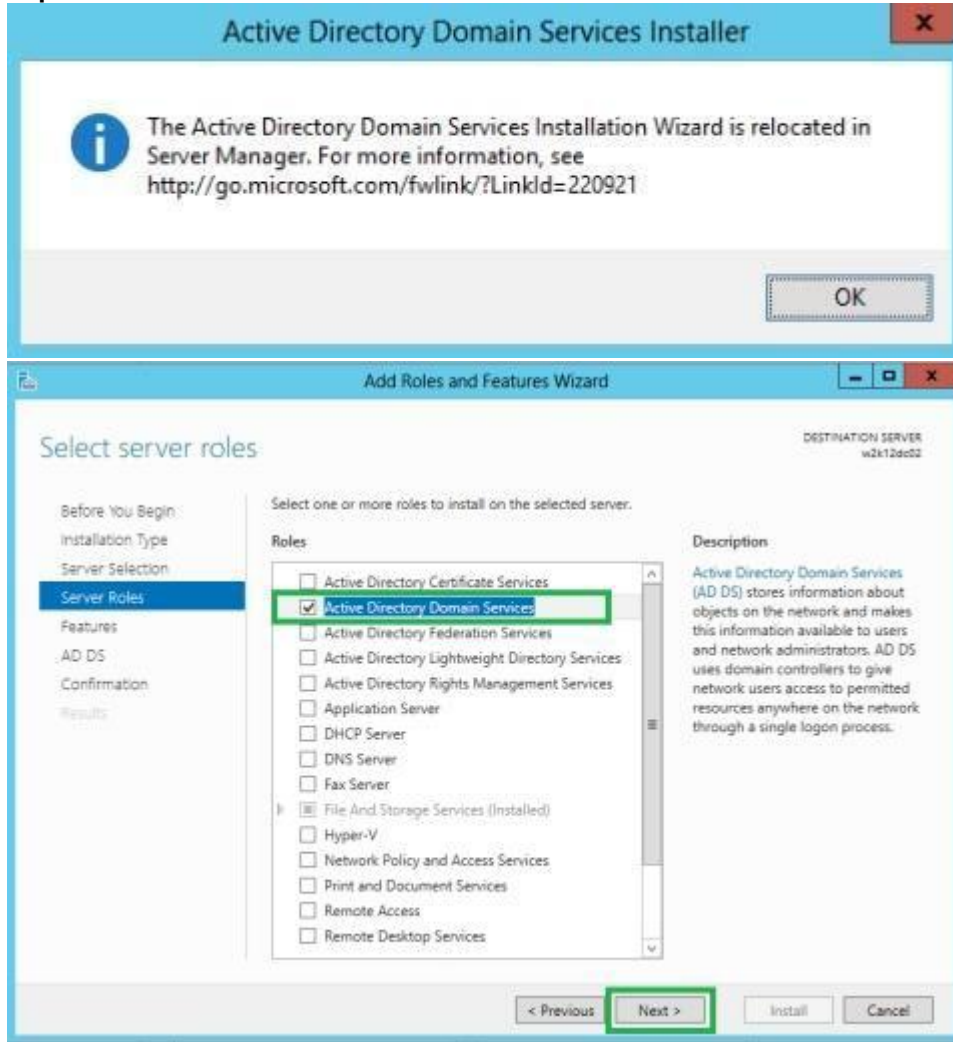
D. You should consider making use of TS Manager

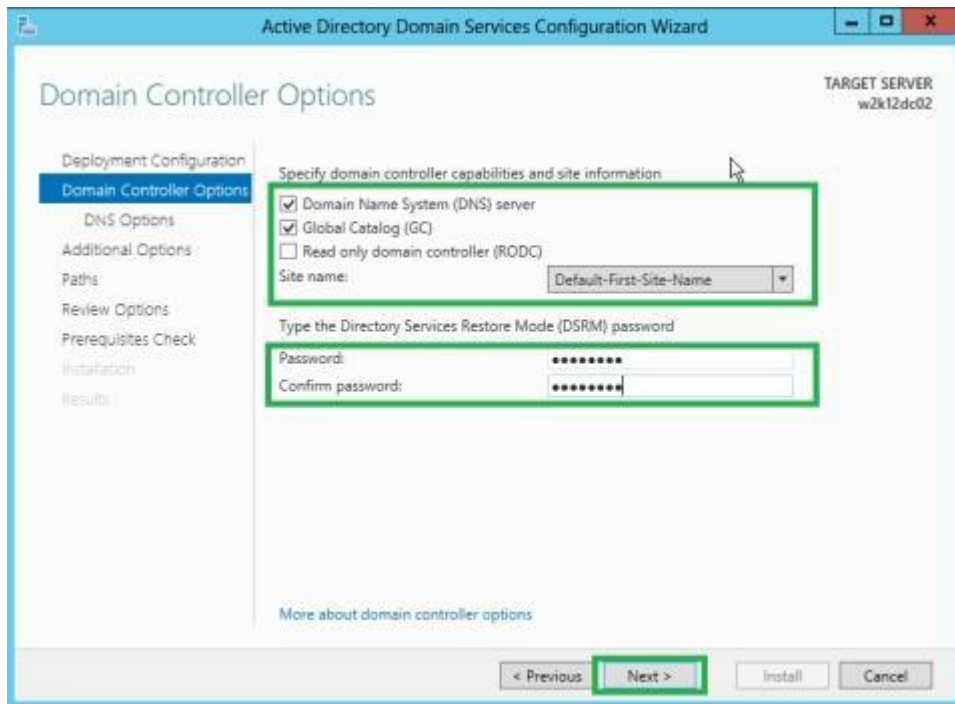
**Correct Answer:**

**Section: (none)**

**Explanation**

**Explanation/Reference:**





### QUESTION 188

You work as an administrator at ENSUREPASS.com. The ENSUREPASS.com network consists of a single domain named ENSUREPASS.com. ENSUREPASS.com has a Windows Server 2012 R2 domain controller, named ENSUREPASSDC01, which has the Domain Naming master and the Schema master roles installed. ENSUREPASS.com also has a Windows Server 2008 R2 domain controller, named ENSUREPASS-DC02, which has the PDC Emulator, RID master, and Infrastructure master roles installed.

You have deployed a new Windows Server 2012 server, which belongs to a workgroup, in ENSUREPASS.com's perimeter network. You then executed the `djoin.exe` command. Which of the following is the purpose of the `djoin.exe` command?

- A. It sets up a computer account in a domain and requests an offline domain join when a computer restarts
- B. It sets up a user account in a domain and requests an online domain join when a computer restarts.
- C. It sets up a computer account in a domain and requests an offline domain join immediately.
- D. It sets up a computer account in a domain and requests an online domain join immediately.

**Correct Answer:** A

**Section:** (none)

**Explanation**

#### Explanation/Reference:

To perform an offline domain join, you run commands by using a new tool named `Djoin.exe`. You use `Djoin.exe` to provision computer account data into AD DS. You also use it to insert the computer account data into the Windows directory of the destination computer, which is the computer that you want to join to the domain.

`/localos` Targets the local operating system installation, instead of an offline image, with the domain join information. Because this parameter injects the blob data into the locally running operating system image, you must restart the computer to complete the domain join operation, as you must also do for an onlinedomain join.

### QUESTION 189

You work as an administrator at ENSUREPASS.com. The ENSUREPASS.com network consists of a single domain named ENSUREPASS.com. All servers in the ENSUREPASS.com domain, including domain controllers, have Windows Server 2012 R2 installed.

When you recently added new workstations to the ENSUREPASS.com manually, you found that that the computer accounts were created in the default container. You want to make sure that the default container for newly created computers is redirected to a specified, target organizational unit (OU).

Which of the following actions should you take?

- A. You should consider making use of the replace.exe command-line tool.
- B. You should consider making use of the redircmp.exe command-line tool
- C. You should consider making use of the redirusr.exe command-line tool.
- D. You should consider making use of the rexec.exe command-line tool.

**Correct Answer: B**

**Section: (none)**

**Explanation**

**Explanation/Reference:**

#### **QUESTION 190**

Your network contains an Active Directory domain named contoso.com. The domain contains a server named Server1 that runs Windows Server 2012 R2. On a server named Server2, you perform a Server Core Installation of Windows Server 2012 R2.

You join Server2 to the contoso.com domain. You need to ensure that you can manage Server2 by using the Computer Management console on Server1. What should you do on Server2

- A. Install Remote Server Administration Tools (RSAT).
- B. Install Windows Management Framework.
- C. Run sconfig.exe and configure remote management.
- D. Run sconfig.exe and configure Remote Server Administration Tools (RSAT)

**Correct Answer: C**

**Section: (none)**

**Explanation**

**Explanation/Reference:**

In Windows Server 2012 R2, you can use the Server Configuration tool (Sconfig.cmd) to configure and manage several common aspects of Server Core installations. You must be a member of the Administrators group to use the tool. Sconfig.cmd is available in the Minimal Server Interface and in Server with a GUI mode.

#### **QUESTION 191**

You work as a senior administrator at ENSUREPASS.com. The ENSUREPASS.com network consists of a single domain named ENSUREPASS.com. All servers in the ENSUREPASS.com domain, including domain controllers, have Windows Server 2012 R2 installed.

You are running a training exercise for junior administrators. You are currently discussing the Virtual Fibre Channel SAN feature.

Which of the following is TRUE with regards to the Virtual Fibre Channel SAN feature? (Choose all that apply.)

- A. It prevents virtual machines from connecting directly to Fibre Channel storage
- B. It allows for virtual machines to connect to Fibre Channel storage directly.
- C. It includes support for virtual SANs, live migration, and multipath I/O.
- D. It includes support for virtual SANs, and live migration, but not multipath I/O.

**Correct Answer:** BC  
**Section:** (none)  
**Explanation**

**Explanation/Reference:**

To gain the full benefits of server virtualization and cloud architectures, virtualized workloads need to connect easily and reliably to existing SANs. For many enterprise organizations, Hyper-V deployments were limited in scale and scope because they lacked the ability to directly connect VMs to Fibre Channel SAN storage from inside a VM. Hyper-V in Windows Server 2012 R2 now provides virtual Fibre Channel Host Bus Adapter (HBA) ports within the guest operating system that runs the virtual machine, connecting virtual machines directly to FibreChannel SAN Logical Unit Numbers (LUNs).

Virtual Fibre Channel for Hyper-V provides several important advantages for Hyper-V environments: Simplifies storage connectivity for virtualized workloads to ultra-reliable, high-performance Fibre Channel SAN storage

Enables new solutions that require shared storage, such as failover clustering, live migration, and multipath I/O

Leverages and protects existing investments in Fibre Channel storage ?

Enables advanced FC SAN storage functionality for VMs

**QUESTION 192**

You work as a senior administrator at ENSUREPASS.com. The ENSUREPASS.com network consists of a single domain named ENSUREPASS.com. All servers on the ENSUREPASS.com network have Windows Server 2012 R2 installed.

You are running a training exercise for junior administrators. You are currently discussing what happens when you run the Remove-NetLbfoTeam Windows PowerShell cmdlet.

Which of the following describes the results of running this cmdlet?

- A. It removes one or more network adapters from a specified NIC team.
- B. It removes a team interface from a NIC team.
- C. It removes a specified NIC team from the host
- D. It removes a network adapter member from a switch team.

**Correct Answer:** C  
**Section:** (none)  
**Explanation**

**Explanation/Reference:**

Remove-NetLbfoTeam removes the specified NIC team from the host

The Remove-NetLbfoTeam cmdlet removes the specified NIC team from the host. This cmdlet disconnects all associated team members and providers from the team. You can specify the team to remove by using either a team object retrieved by Get-NetLbfoTeam, or by specifying a team name.

You can use Remove-NetLbfoTeam to remove all NIC teams from the server.

You need administrator privileges to use Remove-NetLbfoTeam.

<http://technet.microsoft.com/en-us/library/jj130848%28v=wps.620%29.aspx>

**QUESTION 193**

Your company has a main office and four branch offices. The main office contains a server named Server1 that runs Windows Server 2012 R2. The IP configuration of each office is configured as shown in the following table.

Office name	Network ID	Router address
Main	10.10.0.0/22	10.10.0.1
Branch1	172.16.18.0/24	172.16.18.1
Branch2	172.16.17.0/24	172.16.17.1
Branch3	172.16.16.0/24	172.16.16.1
Branch4	172.16.19.0/24	172.16.19.1

You need to add a single static route on Server1 to ensure that Server1 can communicate with the hosts on all of the subnets. Which command should you run?

- A. route.exe add -p 10.10.0.0 mask 255.255.252.0 10.10.0.1
- B. route.exe add -p 172.16.16.0 mask 255.255.252.0 10.10.0.1
- C. route.exe add -p 10.10.0.0 mask 255.255.252.0 172.16.0.0
- D. route.exe add -p 172.16.18.0 mask 255.255.252.0 10.10.0.1

**Correct Answer:** B

**Section:** (none)

**Explanation**

**Explanation/Reference:**

#### QUESTION 194

You plan to deploy a file server to a temporary location. The temporary location experiences intermittent power failures. The file server will contain a dedicated volume for shared folders. You need to create a volume for the shared folders. The solution must minimize the likelihood of file corruption if a power failure occurs. Which file system should you use?

- A. ReFS
- B. NFS
- C. NTFS
- D. FAT32

**Correct Answer:** A

**Section:** (none)

**Explanation**

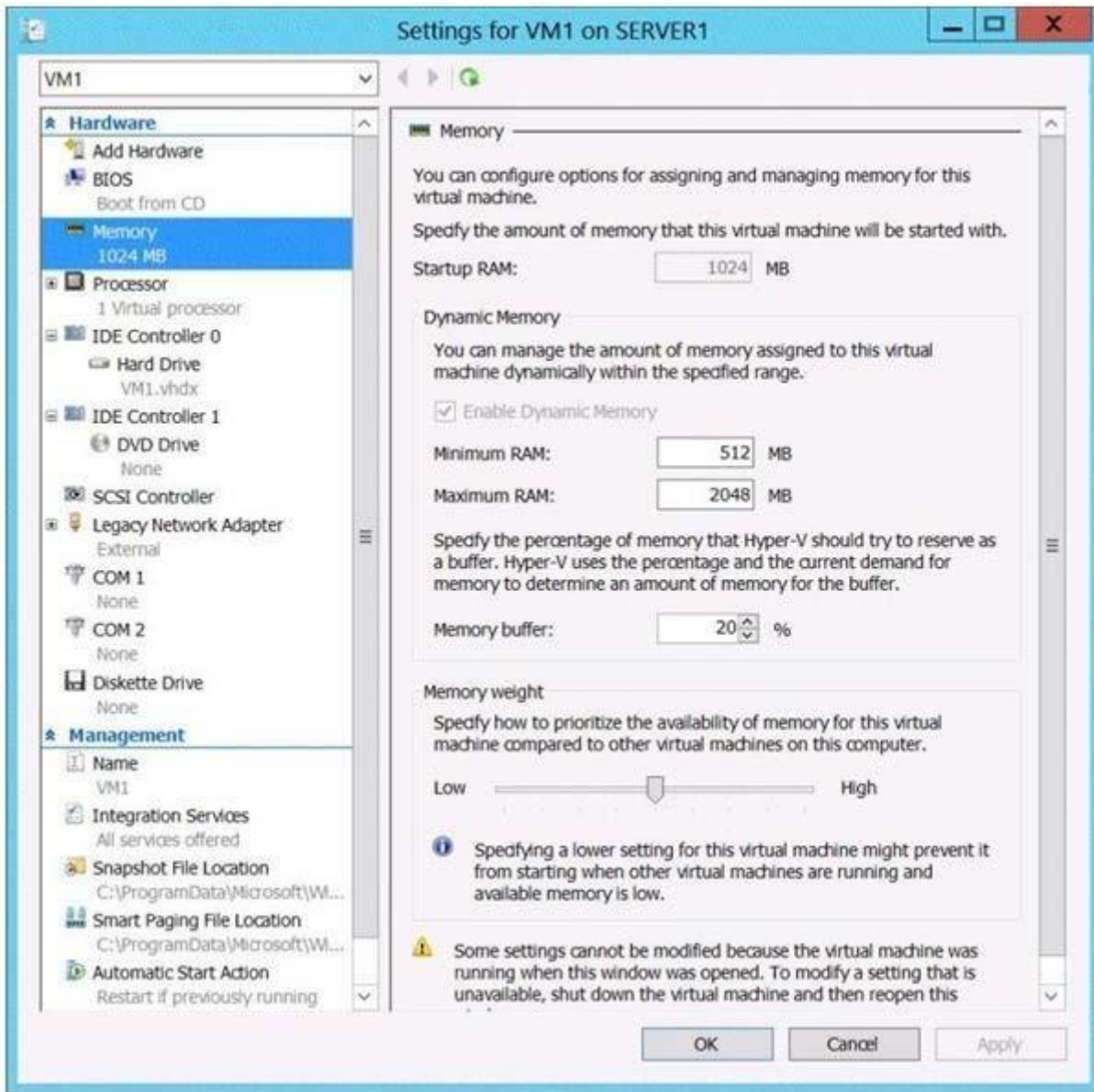
**Explanation/Reference:**

The ReFS file system allows for resiliency against corruptions with the option to salvage amongst many other key features like Metadata integrity with checksums, Integrity streams with optional user data integrity, and shared storage pools across machines for additional failure tolerance and load balancing, etc.

#### QUESTION 195

You have a Hyper-V host named Server1. Server1 hosts a virtual machine named VM1. You view the properties of VM1 as shown in the following exhibit. (Click the Exhibit button.)





You need to configure bandwidth management for VM1. Which three actions should you perform in sequence? (To answer, move the appropriate three actions from the list of actions to the answer area and arrange them in the correct order.)

Actions	Answer Area
Configure the properties of the synthetic network adapter.	
Enable Hyper-V resource metering.	
Shut down VM1.	
Configure the properties of the legacy network adapter.	
Add a network adapter to VM1.	

Actions	Answer Area
Configure the properties of the synthetic network adapter.	Shut down VM1.
Enable Hyper-V resource metering.	Add a network adapter to VM1.
Shut down VM1.	Configure the properties of the synthetic network adapter.
Configure the properties of the legacy network adapter.	
Add a network adapter to VM1.	

- A.
- B.
- C.
- D.

**Correct Answer:**

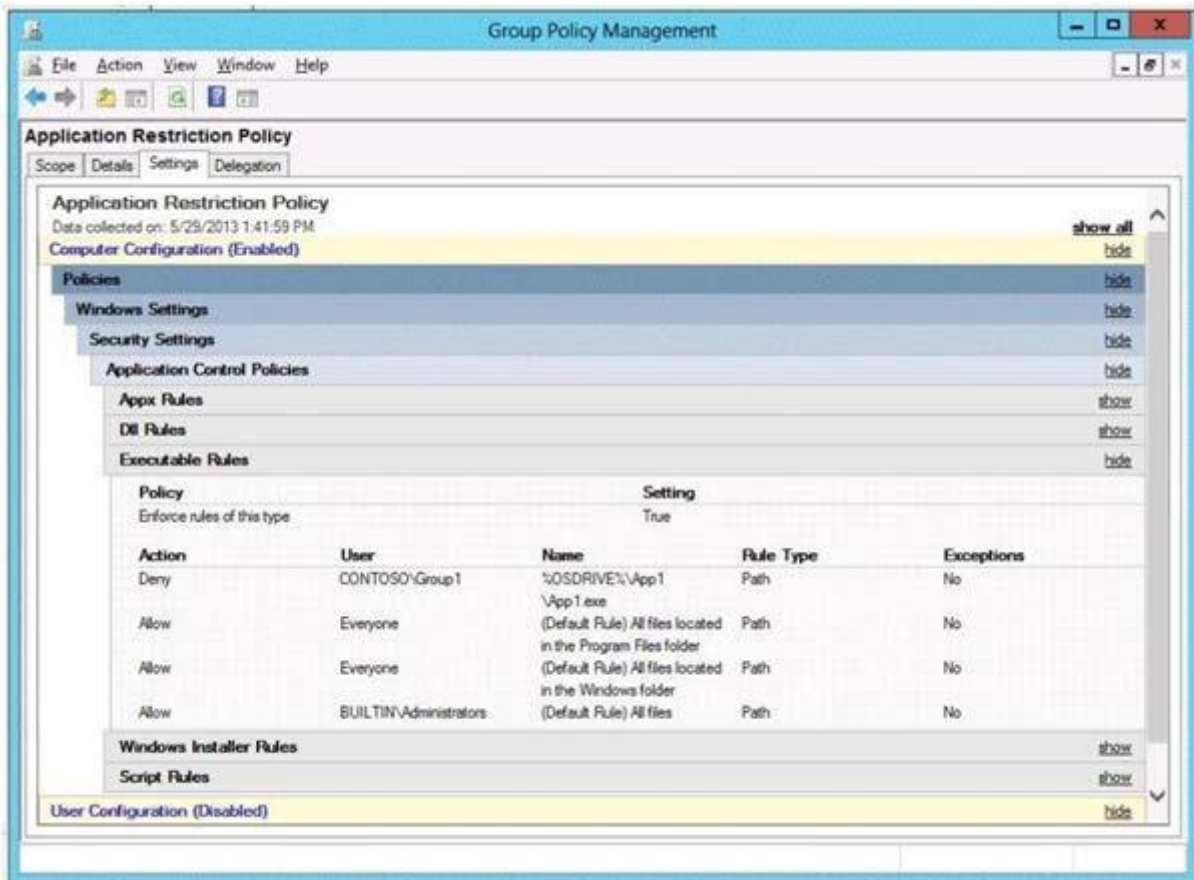
**Section: (none)**

**Explanation**

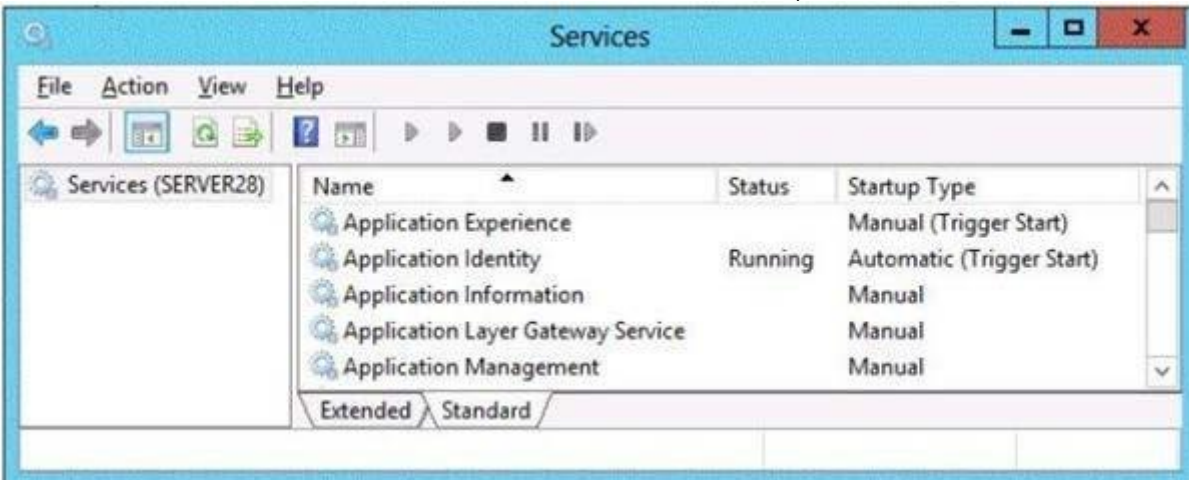
**Explanation/Reference:**

**QUESTION 196**

Your network contains an Active Directory domain. The domain contains a server named Server28. The computer account of Server 28 is located in an organizational unit (OU) named OU1. A Group Policy object (GPO) named Application Restriction Policy is linked to OU1. The settings of the GPO are configured as shown in the GPO Settings exhibit. (Click the Exhibit button.)



The Services console on Server28 is shown in the Services exhibit. (Click the Exhibit button



Select Yes if the statement can be shown to be true based on the available information; otherwise

	Yes	No
The members of Group1 will be able to run %programfiles%\app1.exe while they are logged on to Server28.	<input type="radio"/>	<input type="radio"/>
The members of Group1 will be able to run %systemroot%\system32\regedt32.exe while they are logged on to Server28.	<input type="radio"/>	<input type="radio"/>
The members of the Administrators group will be able to run %systemroot%\system32\regedt32.exe while they are logged on to Server28.	<input type="radio"/>	<input type="radio"/>

	Yes	No
The members of Group1 will be able to run %programfiles%\app1.exe while they are logged on to Server28.	<input checked="" type="checkbox"/>	<input type="checkbox"/>
The members of Group1 will be able to run %systemroot%\system32\regedt32.exe while they are logged on to Server28.	<input checked="" type="checkbox"/>	<input type="checkbox"/>
The members of the Administrators group will be able to run %systemroot%\system32\regedt32.exe while they are logged on to Server28.	<input checked="" type="checkbox"/>	<input type="checkbox"/>

- A.
- B.
- C.
- D.

**Correct Answer:**

**Section: (none)**

**Explanation**

**Explanation/Reference:**

**QUESTION 197**

Your network contains an Active Directory domain named contoso.com. All servers run Windows Server 2012 R2. A server named Server1 is configured to encrypt all traffic by using IPsec. You need to ensure that Server1 can respond to ping requests from computers that do not support IPsec. What should you do?

- A. From a command prompt, run netsh set global autotuninglevel = restricted congestionprovider = ctcp
- B. From Windows Firewall with Advanced Security, exempt ICMP from IPSec
- C. From a command prompt, run netsh set global autotuninglevelhighlyrestrictedcongestionprovider=none.
- D. From Windows Firewall with Advanced Security, allow unicast responses for the Domain Profile.

**Correct Answer:** B

**Section:** (none)

**Explanation**

**Explanation/Reference:**

**Answer:** B

**IPsec exemptions**

Use this option to determine whether network traffic containing Internet Control Message Protocol

ICMP is commonly used by network troubleshooting tools and procedures. Many network administrators do not block ICMP traffic. **ICMP is commonly used by network troubleshooting tools and procedures. Many network administrators do not block ICMP traffic.**

<http://technet.microsoft.com/en-us/library/cc753002.aspx>

#### **QUESTION 198**

Your network contains an Active Directory domain named contoso.com. The domain contains a server named Server1. Server1 runs Windows Server 2012 R2. You plan to create a shared folder. The shared folder will have a quota limit. You discover that when you run the New Share Wizard, you cannot select the SMB Share - Advanced option. You need to ensure that you can use SMB Share - Advanced to create the new share. What should you do on Server1 before you run the New Share Wizard?

- A. Run the Set-SmbSharecmdle
- B. Install the File Server Resource Manager role service
- C. Configure Dynamic Access Control and App1y a central access policy
- D. Configure the Advanced system settings.

**Correct Answer:** B

**Section:** (none)

**Explanation**

**Explanation/Reference:**



# Select the profile for this share

## Select Profile

Share Location

Share Name

Other Settings

Permissions

Management Properties

Quota

Confirmation

Results

File share profile:

SMB Share - Quick

SMB Share - Advanced

SMB Share - Applications

NFS Share - Quick

NFS Share - Advanced

**i** The selected profile is not supported by Server Resource Manager

### QUESTION 199

You have a server named Server1 that runs Windows Server 2012 R2. You need to enable access-based enumeration for a file share on Server1. Which tool should you use?

- A. File Server Resource Manager (FSRM)
- B. File Explorer
- C. Share and Storage Management
- D. Server Manager

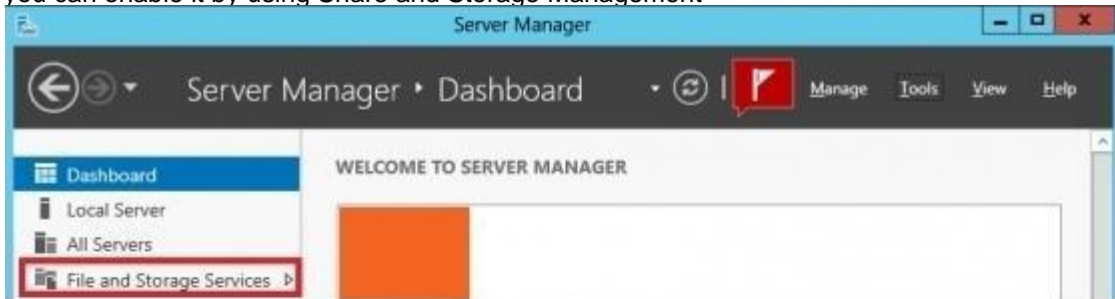
**Correct Answer: D**

**Section: (none)**

**Explanation**

#### Explanation/Reference:

Access-based enumeration displays only the files and folders that a user has permissions to access. It is a feature that was previously available as a downloadable package for the Windows Server® 2003 operating system (it was also included in Windows Server 2003 Service Pack 1). Access-based enumeration is now included in the Windows Server 2008 operating system, and you can enable it by using Share and Storage Management



Press **Shares**, select your shared folder, right-click and press **Properties**.



### QUESTION 200

You have a server named Data1 that runs a Server Core Installation of Windows Server 2012 R2 Standard. You need to configure Data1 to run a Server Core Installation of Windows Server 2012 R2 Enterprise. You want to achieve this goal by using the minimum amount of administrative effort. What should you perform?

- A. a clean installation of Windows Server 2012

- B. an offline servicing by using Dism
- C. an online servicing by using Dism
- D. an upgrade installation of Windows Server 2012

**Correct Answer:** C

**Section:** (none)

**Explanation**

**Explanation/Reference:**

ROD: windows server 2012 enterprise DOES NOT EXIST, maybe they meant data center?

**QUESTION 201**

You have a server named DHCP1 that runs Windows Server 2012 R2. DHCP1 does not have access to the Internet. All roles are removed completely from DHCP1. You mount a Windows Server 2012 R2 installation image to the C:\Mount folder. You need to install the DHCP Server server role on DHCP1 by using Server Manager. Which folder should you specify as the alternate path for the source files? To answer, select the appropriate folder in the answer area.





- A.
- B.
- C.
- D.

**Correct Answer:**

**Section: (none)**

**Explanation**

**Explanation/Reference:**

### QUESTION 202

You work as a senior administrator at ENSUREPASS.com. The ENSUREPASS.com network consists of a single domain named ENSUREPASS.com. All servers on the ENSUREPASS.com network have Windows Server 2012 R2 installed.

You are running a training exercise for junior administrators. You are currently discussing the use of Non-Uniform Memory Architecture (NUMA).

Which of the following is TRUE with regards to Non-Uniform Memory Architecture (NUMA)? (Choose two.)

- A. It is a computer architecture used in multiprocessor systems
- B. It is a computer architecture used in single processor systems
- C. It allows a processor to access local memory faster than it can access remote memory.
- D. It allows a processor to access remote memory faster than it can access local memory.

**Correct Answer:** AC

**Section: (none)**

**Explanation**

**Explanation/Reference:**

NUMA is a hardware design feature that divides CPUs and memory in a physical server into NUMA nodes. You get the best performance when a process uses memory and CPU from within the same NUMA node.

When a process requires more memory, but the current NUMA node is full, then it'll get memory from

another NUMA node and that comes at a performance cost to that process, and possibly all other processes on that physical server.

And that's why virtualization engineers need to be aware of this. In Hyper-V we have Dynamic Memory.

Non-Uniform Memory Access or Non-Uniform Memory Architecture (NUMA) is a computer memory design used in multiprocessors, where the memory access time depends on the memory location relative to a processor. Under ccNUMA, a processor can access its own local memory faster than non-local memory, that is, memory local to another processor or memory shared between processors. NUMA architectures logically follow in scaling from symmetric multiprocessing (SMP)

### QUESTION 203

You work as an administrator at ENSUREPASS.com. The ENSUREPASS.com network consists of a single domain named ENSUREPASS.com. All servers in the ENSUREPASS.com domain, including domain controllers, have Windows Server 2012 R2 installed.

ENSUREPASS.com has a Hyper-V server, named ENSUREPASS-SR13, which hosts multiple virtual machines.

You have enabled the use of Single-root I/O virtualization.

Which of the following is TRUE with regards to using Single-root I/O virtualization? (Choose all that apply.)

- A. It maximizes network throughput, while minimizing network latency

- B. It maximizes network throughput, as well as network latency.
- C. It avoids the virtual switch stack and allows the virtual machine direct access to the actual network switch
- D. It prevents the virtual machine from accessing the network switch directly.

**Correct Answer:** AC

**Section:** (none)

**Explanation**

**Explanation/Reference:**

SR-IOV enables network traffic to bypass the software switch layer of the Hyper-V virtualization stack. Because the VF is assigned to a child partition, the network traffic flows directly between the VF and child partition. As a result, the I/O overhead in the software emulation layer is diminished and achieves network performance that is nearly the same performance as in nonvirtualized environments.

<http://msdn.microsoft.com/en-us/library/windows/hardware/hh440148%28v=vs.85%29.aspx>

**QUESTION 204**

Your network contains an Active Directory domain named contoso.com. The password policy for the domain is set to require a minimum password length of 10 characters. A user named User1 and a user named User2 work for the sales department. User1 is forced to create a domain password that has a minimum of 12 characters. User2 is forced to create a domain password that has a minimum of eight characters. You need to identify what forces the two users to have different password lengths.

Which tool should you use?

- A. Credential Manager
- B. Security Configuration Wizard (SCW)
- C. Group Policy Management
- D. Active Directory Administrative Center

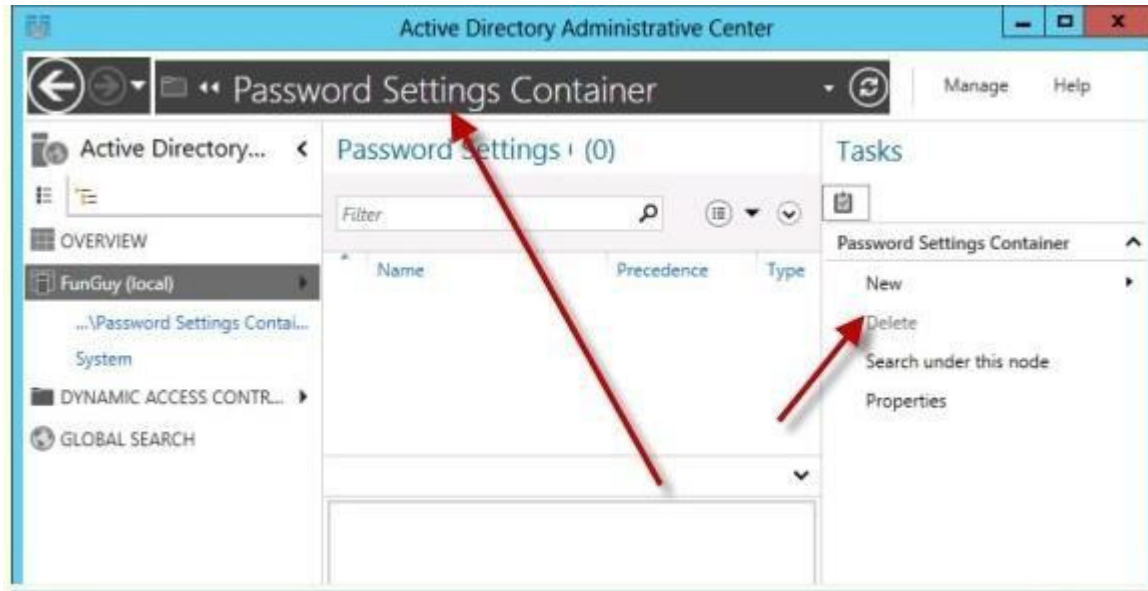
**Correct Answer:** D

**Section:** (none)

**Explanation**

**Explanation/Reference:**

In Windows Server 2008, you can use fine-grained password policies to specify multiple password policies and apply different password restrictions and account lockout policies to different sets of users within a single domain. For example, to increase the security of privileged accounts, you can apply stricter settings to the privileged accounts and then apply less strict settings to the accounts of other users. Or in some cases, you may want to apply a special password policy for accounts whose passwords are synchronized with other data sources.



**QUESTION 205**

You work as an administrator at ENSUREPASS.com. The ENSUREPASS.com network consists of a single domain named ENSUREPASS.com. All servers in the ENSUREPASS.com domain, including domain controllers, have Windows Server 2012 R2 installed. ENSUREPASS.com has a domain controller, named ENSUREPASS-DC01. You have been instructed to make sure that the Group Policy Administrative Templates are available centrally. Which of the following actions should you take?

- A. You should consider copying the policies folder to the PolicyDefinitions folder in the ENSUREPASS.com domain's SYSVOL folder.
- B. You should consider copying the PolicyDefinitions folder to the policies folder in the ENSUREPASS.com domain's SYSVOL folder.
- C. You should consider copying the PolicyDefinitions folder to the policies folder in the ENSUREPASS.com domain's systemroot folder
- D. You should consider copying the PolicyDefinitions folder to the policies folder in the ENSUREPASS.com domain's logonserver folder.

**Correct Answer: B**

**Section: (none)**

**Explanation**

**Explanation/Reference:**

PolicyDefinitions folder within the SYSVOL folder hierarchy. By placing the ADMX files in this directory, they are replicated to every DC in the domain; by extension, the ADMX-aware Group Policy Management Console in Windows Vista, Windows 7, Windows Server 2008 and R2 can check this folder as an additional source of ADMX files, and will report them accordingly when setting your policies.

By default, the folder is not created. Whether you are a single DC or several thousand, I would strongly recommend you create a Central Store and start using it for all your ADMX file storage. It really does work well.

The Central Store To take advantage of the benefits of .admx files, you must create a Central Store in the SYSVOL folder on a domain controller. The Central Store is a file location that is checked by the Group Policy tools. The Group Policy tools use any .admx files that are in the Central Store.

The files that are in the Central Store are later replicated to all domain controllers in the domain. To create a Central Store for .admx and .adml files, create a folder that is named PolicyDefinitions in the following location: \\FQDN\SYSVOL\FQDN\policies

Note: FQDN is a fully qualified domain name.

<http://tiger matt.wordpress.com/tag/policydefinitions/>

<http://support.microsoft.com/kb/929841/en-us>  
<http://www.virtuallyimpossible.co.uk/how-to-create-a-group-policy-central-store/>  
<http://support.microsoft.com/kb/2741591/en-us>

### QUESTION 206

You have 3 server named Server1. Server1 runs a Server Core installation of Windows Server 2012 R2. The local area connection on Server1 has the following configuration:

IP address: 10.1.1.1

- Subnet mask: 255.255.240.0
- Default gateway: 10.1.1.254
- Preferred DNS server: <none>

The network contains a DNS server that has an IPv4 address of 10.1.1.200. You need to configure Server1 to use 10.1.1.200 as the preferred DNS server. The solution must not change any other settings on Server1.

Which command should you run?

- A. sconfig.cmd
- B. net.exe
- C. Set-NetIPInterface
- D. netsh.exe

**Correct Answer: A**

**Section: (none)**

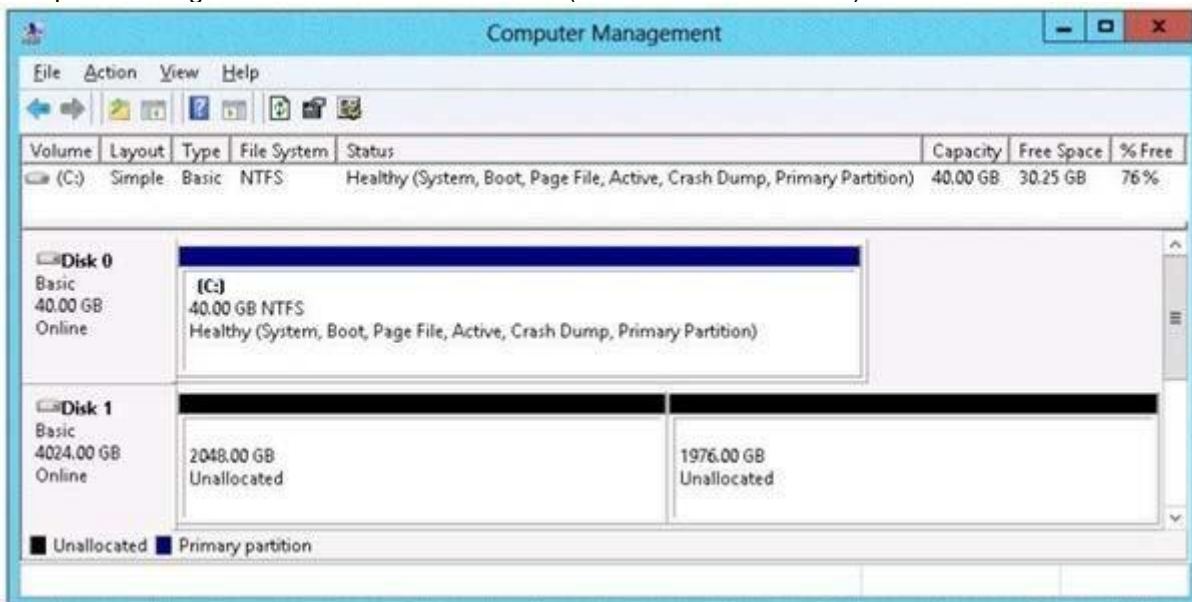
**Explanation**

#### Explanation/Reference:

In Windows Server 2012 R2, you can use the Server Configuration tool (Sconfig.cmd) to configure and manage several common aspects of Server Core installations. Network settings You can configure the IP address to be assigned automatically by a DHCP Server or you can assign a static IP address manually. This option allows you to configure DNS Server settings for the server as well

### QUESTION 207

You have a server named Server1 that runs Windows Server 2012 R2. On Server1, you open Computer Management as shown in the exhibit. (Click the Exhibit button.)



You need to ensure that you can create a 3-TB volume on Disk 1. What should you do first?

- A. Create a storage pool

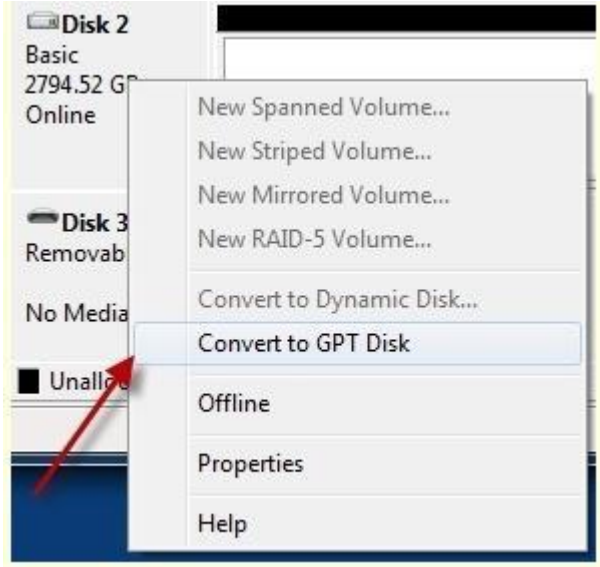
- B. Convert the disk to a GPT disk.
- C. Create a VHD, and then attach the VHD.
- D. Convert the disk to a dynamic disk.

**Correct Answer:** B

**Section:** (none)

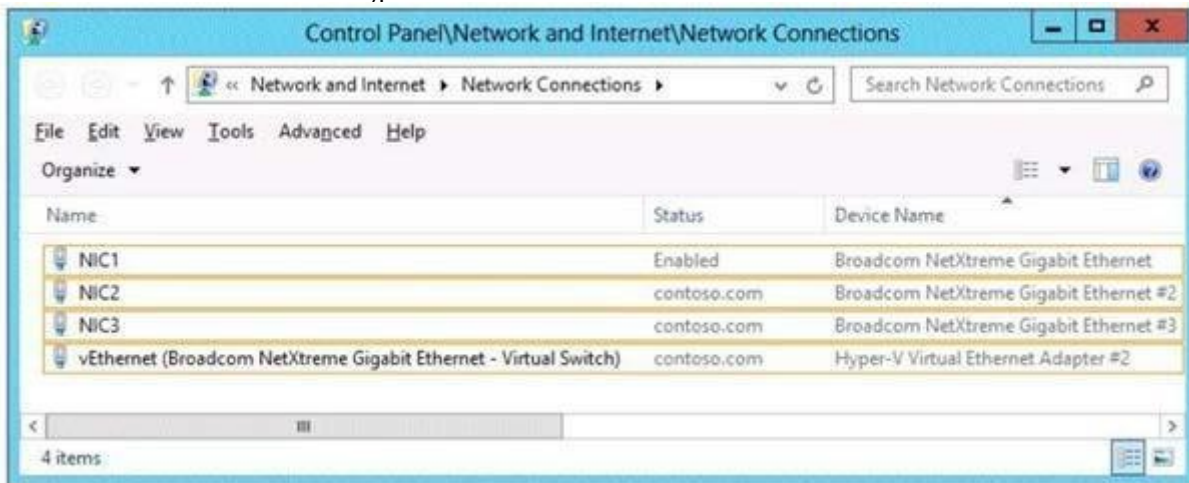
**Explanation**

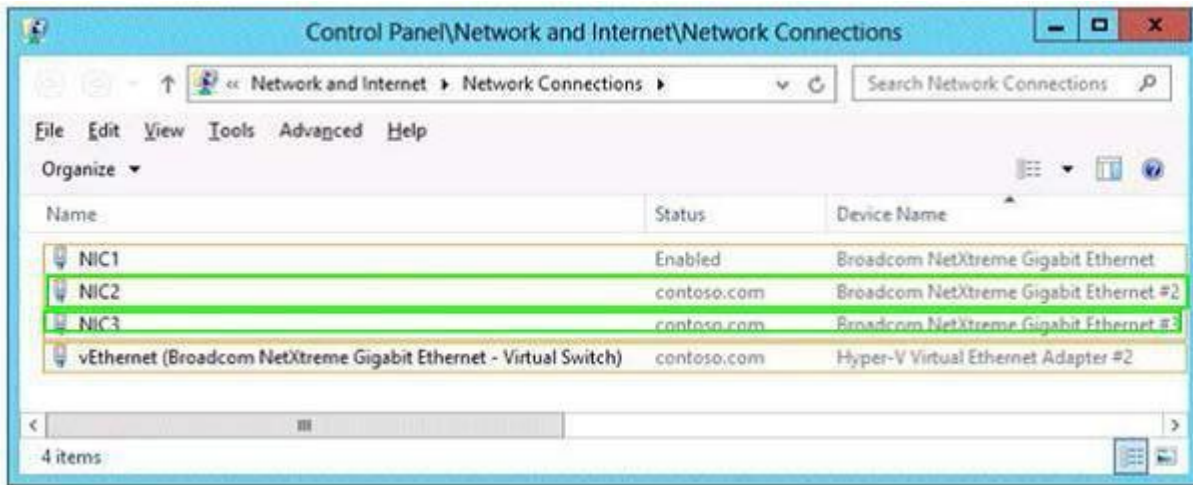
**Explanation/Reference:**



**QUESTION 208**

You have a server named Server1 that runs Windows Server 2012 R2. Server1 has the HyperV server role installed. You need to implement NIC teaming on Server1. Which two network connections should you include on the NIC team? (To answer, select the two appropriate network connections in the answer area.)





- A.
- B.
- C.
- D.

**Correct Answer:**

**Section: (none)**

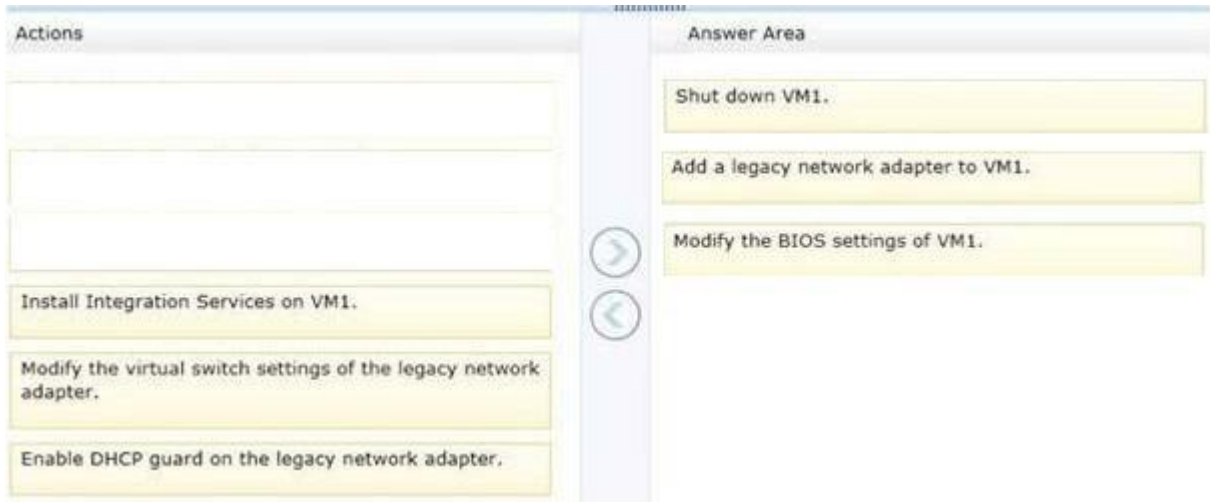
**Explanation**

**Explanation/Reference:**

**QUESTION 209**

You have a Hyper-V host named Server1. A technician creates a virtual machine named VM1 on Server1 by using the New Virtual Machine Wizard. You start VM1 and you discover that there is no option to start by using PXE. You need to ensure that you can start VM1 by using PXE. Which three actions should you perform in sequence? (To answer, move the appropriate three actions from the list of actions to the answer area and arrange them in the correct order.)

Actions	Answer Area
Shut down VM1.	
Add a legacy network adapter to VM1.	
Modify the BIOS settings of VM1.	
Install Integration Services on VM1.	
Modify the virtual switch settings of the legacy network adapter.	
Enable DHCP guard on the legacy network adapter.	



- A.
- B.
- C.
- D.

**Correct Answer:**

**Section: (none)**

**Explanation**

**Explanation/Reference:**

**QUESTION 210**

Your network contains an Active Directory domain named contoso.com. The domain contains a server named Server1. Server1 runs Windows Server 2012 and has the HyperV server role installed. On Server1, an administrator creates a virtual machine named VM1. A user named User1 is the member of the local Administrators group on Server1. User1 attempts to modify the settings of VM1 as shown in the following exhibit. (Click the Exhibit button.)



You need to ensure that User1 can modify the settings of VM1 by running the Set-Vm cmdlet. What should you instruct User1 to do?

- A. Import the Hyper-V module
- B. Install the Integration Services on VM1
- C. Run Windows PowerShell with elevated privileges
- D. Modify the membership of the local Hyper-V Administrators group.

**Correct Answer: C**

**Section: (none)**

**Explanation**

**Explanation/Reference:**



Administrator: V

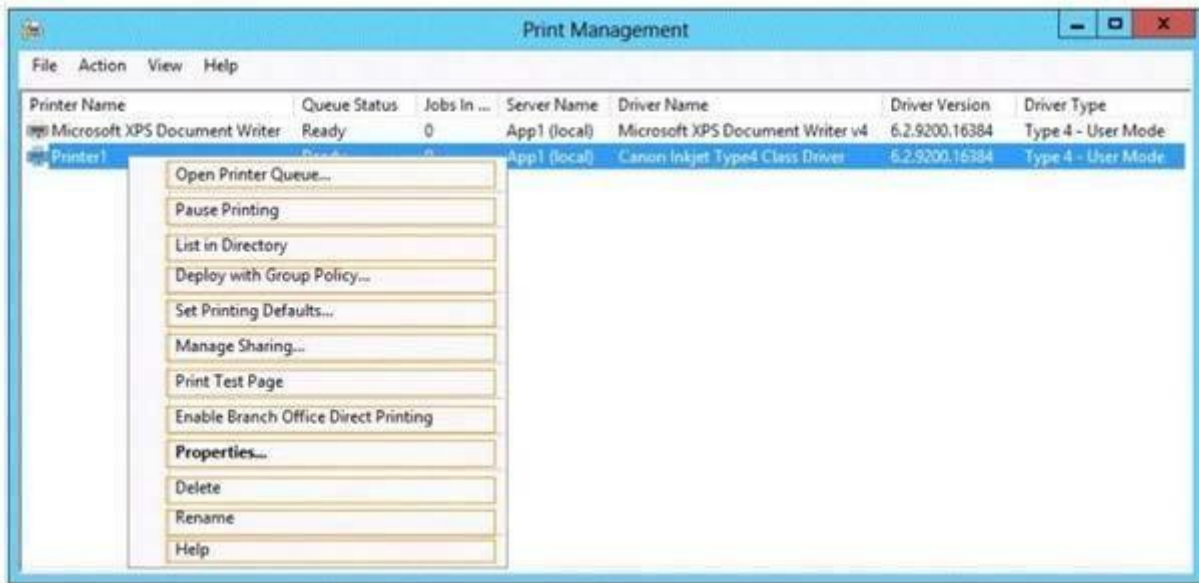
```
Windows PowerShell
Copyright (C) 2012 Microsoft Corporation. All rights reserved.

PS C:\Windows\system32> Set-VM DNS1 -ProcessorCount 2
PS C:\Windows\system32>
```

#### QUESTION 211

Your company has a main office and a sales office. The main office has 2,000 users. The sales office has 20 users. All client computers in the sales office run Windows 8. The sales office contains a print server named App1 that runs Windows Server 2012 R2. App1 has a shared printer named Printer1. Printer1 connects to a network-attached print device. You plan to connect all of the users in the sales office to Printer1 on App1. You need to ensure that if App1 fails, the users can continue to print to Printer1. What should you configure on App1? To answer, select the appropriate option in the answer area.





- A. enable branch office printing
- B.
- C.
- D.

**Correct Answer:** A

**Section:** (none)

**Explanation**

**Explanation/Reference:**

### QUESTION 212

You work as an administrator at ENSUREPASS.com. The ENSUREPASS.com network consists of a single domain named ENSUREPASS.com. All servers in the ENSUREPASS.com domain, including domain controllers, have Windows Server 2012 R2 installed.

You have configured a server, named ENSUREPASS-SR07, as a VPN server. You are required to configure new firewall rules for workstation connections.

You want to achieve this using the least amount of administrative effort.

Which of the following actions should you take?

- A. You should consider making use of the Enable-NetFirewallRule cmdlet.
- B. You should consider making use of the New-NetFirewallRule cmdlet
- C. You should consider making use of dism.exe from the command prompt.
- D. You should consider making use of dsadd.exe from the command prompt.

**Correct Answer:** B

**Section:** (none)

**Explanation**

**Explanation/Reference:**

New-NetFirewallRule - Creates a new inbound or outbound firewall rule and adds the rule to the target computer.

You can't Enable what doesn't exist yet... you must use New-NetFirewallRule

### QUESTION 213

Your network contains an Active Directory domain named contoso.com. The domain contains an Application server named Server1. Server1 runs Windows Server 2012 R2. Server1 is configured as an FTP server. Client computers use an FTP Application named App1.exe. App1.exe uses TCP port 21 as the control port and dynamically requests a data port. On Server1, you create a firewall rule to allow connections on TCP port 21. You need to configure Server1 to support the client connections from App1.exe. What should you do?

- A. Run `netshadvfirewall set global statefulftp enable`
- B. Create an inbound firewall rule to allow App1.exe
- C. Create a tunnel connection security rule.
- D. Run `Set-NetFirewallRule -DisplayNameDynamicFTP -Profile Domain`

**Correct Answer:** A

**Section:** (none)

**Explanation**

#### Explanation/Reference:

The netsh firewall context is supplied only for backward compatibility. We recommend that you do not use this context on a computer that is running Windows Vista or a later version of Windows. In the netsh advfirewall firewall context, the add command only has one variation, the add rule command.

Netsh advfirewall set global statefulftp:

Configures how Windows Firewall with Advanced Security handles FTP traffic that uses an initial connection on one port to request a data connection on a different port.

When statefulftp is enabled, the firewall examines the PORT and PASV requests for these other port numbers and then allows the corresponding data connection to the port number that was requested.

Syntax

```
set global statefulftp { enable | disable | notconfigured }
```

Parameters

statefulftp can be set to one of the following values:

enable

The firewall tracks the port numbers specified in PORT command requests and in the responses to PASV requests, and then allows the incoming FTP data traffic entering on the requested port number.

disable

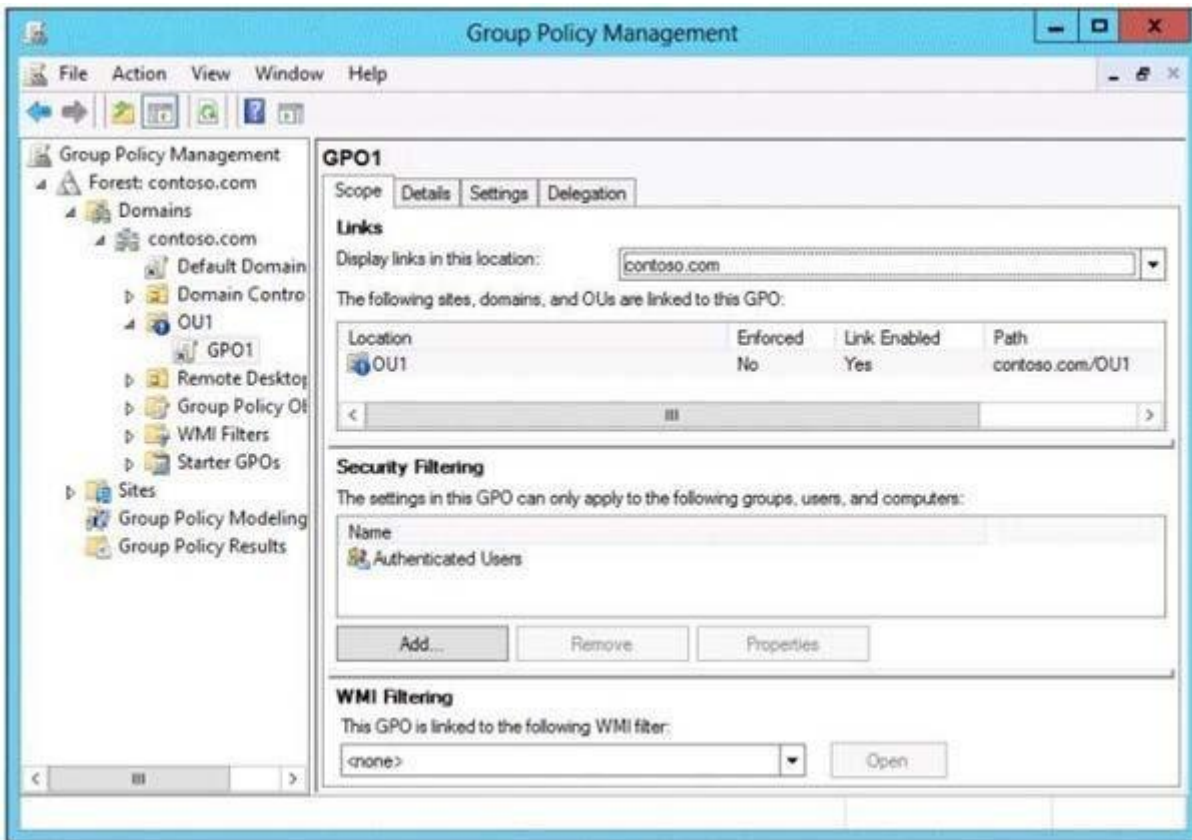
This is the default value. The firewall does not track outgoing PORT commands or PASV responses, and so incoming data connections on the PORT or PASV requested port is blocked as an unsolicited incoming connection.

notconfigured

Valid only when netsh is configuring a GPO by using the set store command.

### QUESTION 214

Your network contains an Active Directory domain named contoso.com. You have a Group Policy object (GPO) named GPO1 that contains several user settings. GPO1 is linked to an organizational unit (OU) named OU1. The help desk reports that GPO1 applies to only some of the users in OU1. You open Group Policy Management as shown in the exhibit. (Click the Exhibit button.)



You need to configure GPO1 to Apply to all of the users in OU1. What should you do?

- A. Modify the Security settings of GPO1.
- B. Disable Block Inheritance on OU1
- C. Modify the GPO status of GPO1
- D. Enforce GPO1.

**Correct Answer: D**

**Section: (none)**

**Explanation**

**Explanation/Reference:**

Explanation:

[http://technet.microsoft.com/en-us/library/cc739343\(v=ws.10\).aspx](http://technet.microsoft.com/en-us/library/cc739343(v=ws.10).aspx)

**QUESTION 215**

Your network contains an Active Directory domain named contoso.com. The domain contains two servers named Server1 and Server2 that run Windows Server 2012 R2. Server2 establishes an IPSec connection to Server1. You need to view which authentication method was used to establish the initial IPSec connection. What should you do?

- A. From Windows Firewall with Advanced Security, view the quick mode security association.
- B. From Event Viewer, search the Application Log for events that have an ID of 1704.
- C. From Event Viewer, search the Security Log for events that have an ID of 4672.
- D. From Windows Firewall with Advanced Security, view the main mode security association.

**Correct Answer: D**

**Section: (none)**

**Explanation**

**Explanation/Reference:**

Explanation:

[http://technet.microsoft.com/en-us/library/dd448497\(v=ws.10\).aspx](http://technet.microsoft.com/en-us/library/dd448497(v=ws.10).aspx)

Main mode negotiation establishes a secure channel between two computers by determining a set of cryptographic protection suites, exchanging keying material to establish a shared secret key, and authenticating computer and user identities. A security association (SA) is the information maintained about that secure channel on the local computer so that it can use the information for future network traffic to the remote computer. You can monitor main mode SAs for information like which peers are currently connected to this computer and which protection suite was used to form the SA.

To get to this view

In the Windows Firewall with Advanced Security MMC snap-in, expand Monitoring, expand Security Associations, and then click Main Mode.

The following information is available in the table view of all main mode SAs. To see the information for a single main mode SA, double-click the SA in the list.

Main mode SA information

You can add, remove, reorder, and sort by these columns in the Results pane:

Local Address: The local computer IP address.

Remote Address: The remote computer or peer IP address.

1st Authentication Method: The authentication method used to create the SA.

**QUESTION 216**

Your network contains two Active Directory forests named contoso.com and adatum.com. Each forest contains one domain. A two-way forest trust exists between the forests. The forests use the address spaces shown in the following table.

Domain	IP address space
Contoso.com	172.16.0.0
Adatum.com	172.30.0.0

From a computer in the contoso.com domain, you can perform reverse lookups for the servers in the contoso.com domain, but you cannot perform reverse lookups for the servers in the adatum.com domain. From a computer in the adatum.com domain, you can perform reverse lookups for the servers in both domains. You need to ensure that you can perform reverse lookups for the servers in the adatum.com domain from the computers in the contoso.com domain. What should you create?

- A. a delegation
- B. a trust point
- C. a conditional forwarder
- D. a GlobalNames zone

**Correct Answer: C**

**Section: (none)**

**Explanation**

**Explanation/Reference:**

Conditional forwarders are DNS servers that only forward queries for specific domain names. Instead of forwarding all queries it cannot resolve locally to a forwarder, a conditional forwarder is configured to forward a query to specific forwarders based on the domain name contained in the query. Forwarding according to domain names improves conventional forwarding by adding a name-based condition to the forwarding process.

The conditional forwarder setting for a DNS server consists of the following:

The domain names for which the DNS server will forward queries.

One or more DNS server IP addresses for each domain name specified.

When a DNS client or server performs a query operation against a DNS server, the DNS server looks to see if the query can be resolved using its own zone data or the data stored in its cache. If

the DNS server is configured to forward for the domain name designated in the query, then the query is forwarded to the IP address of a forwarder associated with the domain name. For example, in the following figure, each of the queries for the domain names is forwarded to a DNS server associated with the domain name.

**QUESTION 217**

You work as an administrator at ENSUREPASS.com. The ENSUREPASS.com network consists of a single domain named ENSUREPASS.com. All servers in the ENSUREPASS.com domain, including domain controllers, have Windows Server 2012 R2 installed.

You have created and linked a new Group Policy object (GPO) to an organizational unit (OU), named ENSUREPASServ, which host the computer accounts for servers in the ENSUREPASS.com domain.

You have been tasked with adding a group to a local group on all servers in the ENSUREPASS.com domain. This group should not, however, be removed from the local group.

Which of the following actions should you take?

- A. You should consider adding a restricted group
- B. You should consider adding a global group
- C. You should consider adding a user group
- D. You should consider adding a server group

**Correct Answer:** A

**Section:** (none)

**Explanation**

**Explanation/Reference:**

Restricted groups in Group policies are a simple way of delegating permissions or group membership centrally to any domain computer or server. Using restricted groups it is easier to enforce the lowest possible permissions to any given account.

Computer Configuration\Windows Settings\Security Settings\Restricted Groups

Restricted groups allow an administrator to define two properties for security-sensitive groups (that is, "restricted" groups). The two properties are Members and Member Of .

The Members list defines who should and should not belong to the restricted group.

The Member Of list specifies which other groups the restricted group should belong to. When a restricted Group Policy is enforced, any current member of a restricted group that is not on the Members list is removed. Any user on the Members list which is not currently a member of the restricted group is added. The Restricted Groups folder is available only in Group Policy objects associated with domains, OUs, and sites. The Restricted Groups folder does not appear in the Local Computer Policy object. If a Restricted Group is defined such that it has no members (that is, the Members list is empty), then all members of the group are removed when the policy is enforced on the system. If the Member Of list is empty no changes are made to any groups that the restricted group belongs to. In short, an empty Members list means the restricted group should have no members while an empty Member Of list means "don't care" what groups the restricted group belongs to.

**QUESTION 218**

Your company has a main office and four branch offices. The main office contains a server named Server1 that runs Windows Server 2012 R2. The IP configuration of each office is configured as shown in the following table.

Office name	Network ID	Router address
Main	172.16.0.0/12	172.31.255.254
Branch1	192.168.12.0/24	192.168.12.254
Branch2	192.168.13.0/24	192.168.13.254
Branch3	192.168.14.0/24	192.168.14.254
Branch4	192.168.15.0/24	192.168.15.254

You need to add a single static route on Server1 to ensure that Server1 can communicate with the hosts on all of the subnets. Which command should you run?

- A. route.exe add -p 192.168.0.0 mask 255.255.248.0 172.31.255.254
- B. route.exe add -p 192.168.12.0 mask 255.255.252.0 172.31.255.254
- C. route.exe add -p 192.168.8.0 mask 255.255.252.0 172.31.255.254
- D. route.exe add -p 192.168.12.0 mask 255.255.255.0 172.31.255.254

**Correct Answer:** B

**Section:** (none)

**Explanation**

**Explanation/Reference:**

#### QUESTION 219

Your network contains an Active Directory domain named contoso.com. The domain contains an Application server named Server1. Server1 runs Windows Server 2012 R2. Server1 is configured as an FTP server. Client computers use an FTP Application named App1.exe. App1.exe uses TCP port 21 as the control port and dynamically requests a data port. On Server1, you create a firewall rule to allow connections on TCP port 21. You need to configure Server1 to support the client connections from App1.exe. What should you do?

- A. Run netsh firewall addportopening TCP 21 dynamicftp
- B. Create a tunnel connection security rule.
- C. Create an outbound firewall rule to allow App1.exe
- D. Run netshadvfirewall set global statefulftp enable.

**Correct Answer:** D

**Section:** (none)

**Explanation**

**Explanation/Reference:**

[http://technet.microsoft.com/en-us/library/cc771920%28v=ws.10%29.aspx#BKMK\\_set\\_2a](http://technet.microsoft.com/en-us/library/cc771920%28v=ws.10%29.aspx#BKMK_set_2a)

The netsh firewall context is supplied only for backward compatibility. We recommend that you do not use this context on a computer that is running Windows Vista or a later version of Windows. In the netsh advfirewall firewall context, the add command only has one variation, the add rule command.

Netsh advfirewall set global statefulftp:

#### QUESTION 220

Your network contains an Active Directory domain named contoso.com. You have a Group Policy object (GPO) named GP1 that is linked to the domain. GP1 contains a software restriction policy that blocks an Application named App1. You have a workgroup computer named Computer1 that runs Windows 8. A local Group Policy on Computer1 contains an Application control policy that allows App1. You join Computer1 to the domain. You need to prevent App1 from running on Computer1.

What should you do?

- A. From Group Policy Management, add an Application control policy to GP1.
- B. From Group Policy Management, enable the Enforced option on GP1.
- C. In the local Group Policy of Computer1, configure a software restriction policy
- D. From Computer1, run gpupdate /force

**Correct Answer:** A

**Section:** (none)

## Explanation

### Explanation/Reference:

AppLocker policies take precedence over policies generated by SRP on computers that are running an operating system that supports AppLocker

AppLocker policies in the GPO are applied, and they supersede the policies generated by SRP in the GPO and local AppLocker policies or policies generated by SRP.

<http://technet.microsoft.com/en-us/library/ee791851.aspx>

### QUESTION 221

Your network contains an Active Directory domain named contoso.com. All of the AppLocker policy settings for the member servers are configured in a Group Policy object (GPO) named GPO1. A member server named Server1 runs Windows Server 2012 R2. On Server1, you test a new set of AppLocker policy settings by using a local computer policy. You need to merge the local AppLocker policy settings from Server1 into the AppLocker policy settings of GPO1. What should you do?

- A. From Local Group Policy Editor on Server1, export an .xml file. Import the .xml file by using Group Policy Management Editor
- B. From Local Group Policy Editor on Server1, export an .inf file. Import the .inf file by using Group Policy Management Editor.
- C. From Server1, run the Set-AppLockerPolicy cmdlet.
- D. From Server1, run the New-AppLockerPolicy cmdlet

**Correct Answer: C**

**Section: (none)**

### Explanation

### Explanation/Reference:

Explanation:

[http://technet.microsoft.com/en-us/library/ee791816\(v=ws.10\).aspx](http://technet.microsoft.com/en-us/library/ee791816(v=ws.10).aspx)

The Set-AppLockerPolicy cmdlet sets the specified Group Policy Object (GPO) to contain the specified AppLocker policy. If no Lightweight Directory Access Protocol (LDAP) is specified, the local GPO is the default. When the Merge parameter is used, rules in the specified AppLocker policy will be merged with the AppLocker rules in the target GPO specified in the LDAP path. The merging of policies will remove rules with duplicate rule IDs, and the enforcement setting specified by the AppLocker policy in the target GPO will be preserved. If the Merge parameter is not specified, then the new policy will overwrite the existing policy.

### QUESTION 222

Your network contains an Active Directory domain named contoso.com. The domain contains two servers named Server1 and Server2 that run Windows Server 2012 R2. Server1 has the Group Policy Management feature installed. Server2 has the Print and Document Services server role installed. On Server2, you open Print Management and you deploy a printer named Printer1 by using a Group Policy object (GPO) named GPO1. When you open GPO1 on Server1, you discover that the Deployed Printers node does not appear. You need to view the Deployed Printers node in GPO1. What should you do

- A. On Server1, modify the Group Policy filtering options of GPO1
- B. On a domain controller, create a Group Policy central store.
- C. On Server2, install the Group Policy Management feature.
- D. On Server1, configure the security filtering of GPO1.

**Correct Answer: C**

**Section: (none)**

### Explanation

### Explanation/Reference:

To use Group Policy for printer deployment you will need to have a Windows Active Directory domain, and this article assumes that your Domain Controller is a Windows 2008 R2 Server. You will also need the Print Services role installed on a server (can be on your DC), and you will be using the Print Management and Group Policy Management consoles to configure the various settings. Its assumed that you have already followed Part One and have one or more printers shared on your server with the necessary drivers, ready to deploy to your client computers.

The wording does not say if GPMC is installed on server 2, so I can only think that it does not deploy the GPO because it had no GPMC on server 2..

GPMC is not installed by default:

[http://pipe2text.com/?page\\_id=1591](http://pipe2text.com/?page_id=1591)

<http://technet.microsoft.com/en-us/library/cc725932.aspx>

**QUESTION 223**

You have a file server named Server1 that runs Windows Server 2012 R2. Server1 contains a folder named Folder1

Group name	Folder permission	Share permission
Group1	Read and Write	Full Control
Group2	Read	Read
Group3	Read & Execute	Change

A user named User1 is a member of Group1 and Group2. A user named User2 is a member of Group2 and Group3. You need to identify which actions the users can perform when they access the files in Share1. What should you identify? To answer, select the appropriate actions for each user in the answer area.

Actions	User1	User2
Read the files.	<input type="checkbox"/>	<input type="checkbox"/>
Edit the contents of the files.	<input type="checkbox"/>	<input type="checkbox"/>
Delete files created by other users.	<input type="checkbox"/>	<input type="checkbox"/>
Modify the permissions on the files.	<input type="checkbox"/>	<input type="checkbox"/>
Run executable files.	<input type="checkbox"/>	<input type="checkbox"/>



Actions	User1	User2
Read the files.	<input checked="" type="checkbox"/>	<input checked="" type="checkbox"/>
Edit the contents of the files.	<input checked="" type="checkbox"/>	<input type="checkbox"/>
Delete files created by other users.	<input type="checkbox"/>	<input type="checkbox"/>
Modify the permissions on the files.	<input type="checkbox"/>	<input type="checkbox"/>
Run executable files.	<input type="checkbox"/>	<input checked="" type="checkbox"/>

- A.
- B.
- C.
- D.

**Correct Answer:**  
**Section: (none)**  
**Explanation**

**Explanation/Reference:**

**QUESTION 224**

You have a file server named File1 that runs Windows Server 2012 R2. File1 contains a shared folder named Share1. Share1 contains an Application named SalesApp1.exe. The NTFS permissions for Share1 are shown in the following table.

Group name	NTFS permission
L_Sales	Read & Execute, Write
Domain Users	Read & Execute

The members of L\_Sales discover that they cannot add files to Share1. Domain users can run SalesApp1.exe successfully. You need to ensure that the members of L\_Sales can add files to Share1.

What should you do?

- A. Add the Domain Users group to L\_Sales
- B. Add L\_Sales to the Domain Users group
- C. Edit the Share permissions
- D. Edit the NTFS permissions

**Correct Answer: C**  
**Section: (none)**  
**Explanation**

**Explanation/Reference:**  
 Explanation:

<http://www.techrepublic.com/article/windows-101-know-the-basics-about-ntfs-permissions/>  
The least restrictive permission applies here, so the users from L\_sales have read & execute, write... in order to add files they need the NTFS permission called MODIFY.

Based on NTFS permissions:

Modify: Users can view and modify files and file properties, including deleting and adding files to a directory or file properties to a file.

**QUESTION 225**

Your network contains an Active Directory domain named contoso.com. The domain contains a print server named Print1 that runs Windows Server 2012 R2. Print1 has 50 shared printers. Each printer is listed in Active Directory. From Active Directory Users and Computers, you browse to Print1 and you discover that the 50 printers are not visible. You need to ensure that you can view the printer objects in Active Directory Users and Computers. Which option should you select? To answer, select the appropriate option in the answer area.





- A.
- B.
- C.
- D.

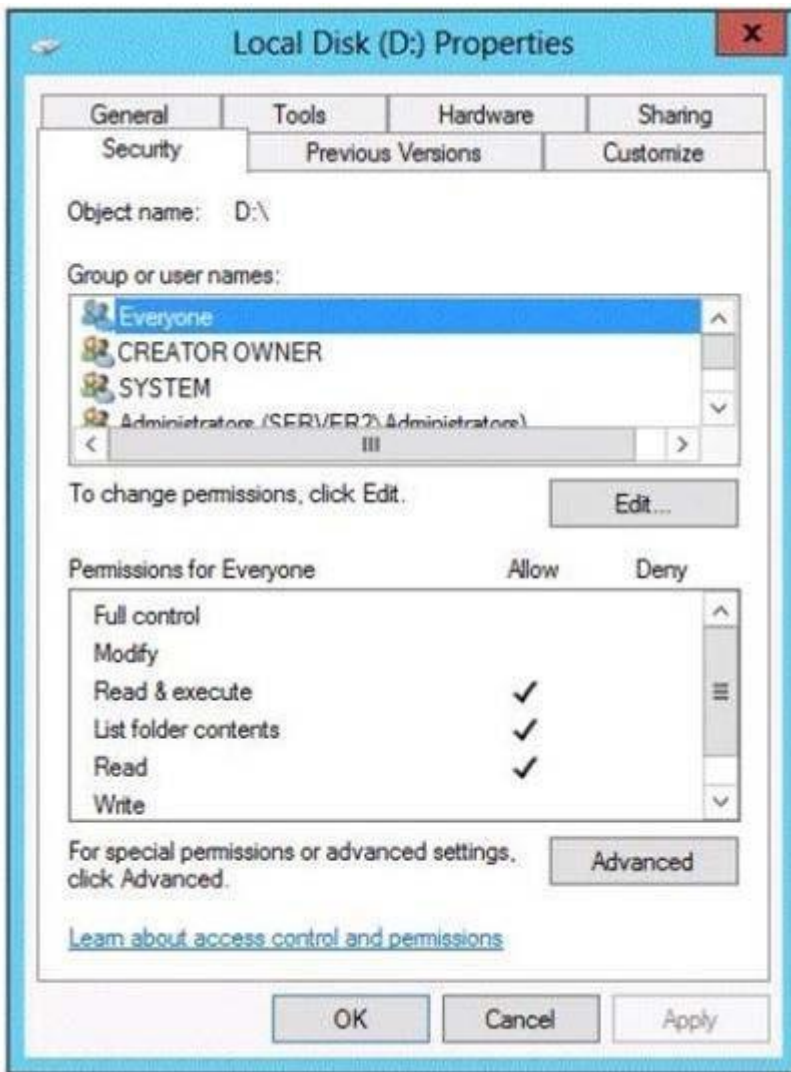
**Correct Answer:**  
**Section: (none)**  
**Explanation**

**Explanation/Reference:**

**QUESTION 226**

You have a server named Server1 that runs Windows Server 2012 R2. A network technician installs a new disk on Server1 and creates a new volume. The properties of the new volume are shown in the exhibit. (Click the Exhibit button.)

the only picture i found .. still unclear why format D correct answer...



You need to ensure that you can enable NTFS disk quotas for volume D. What should you do first?

- A. Install the File Server Resource Manager role service
- B. Format volume D.
- C. Run the convert.exe command
- D. Convert the disk to a dynamic disk.

**Correct Answer:**

**Section: (none)**

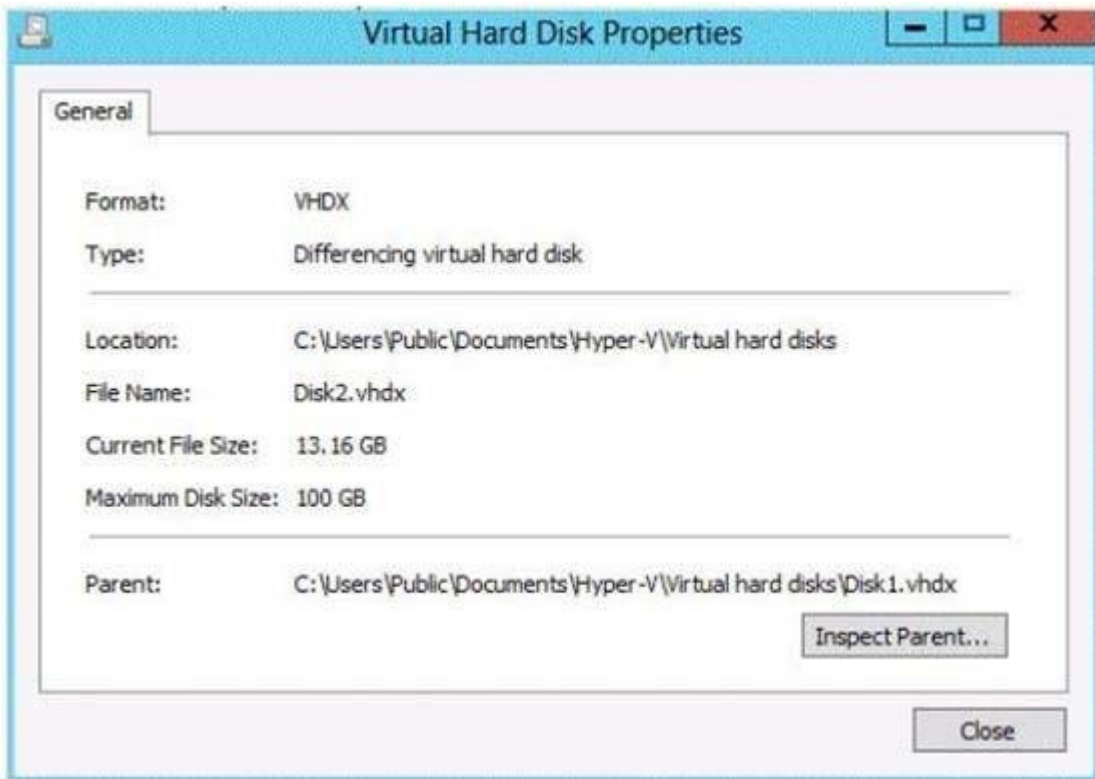
**Explanation**

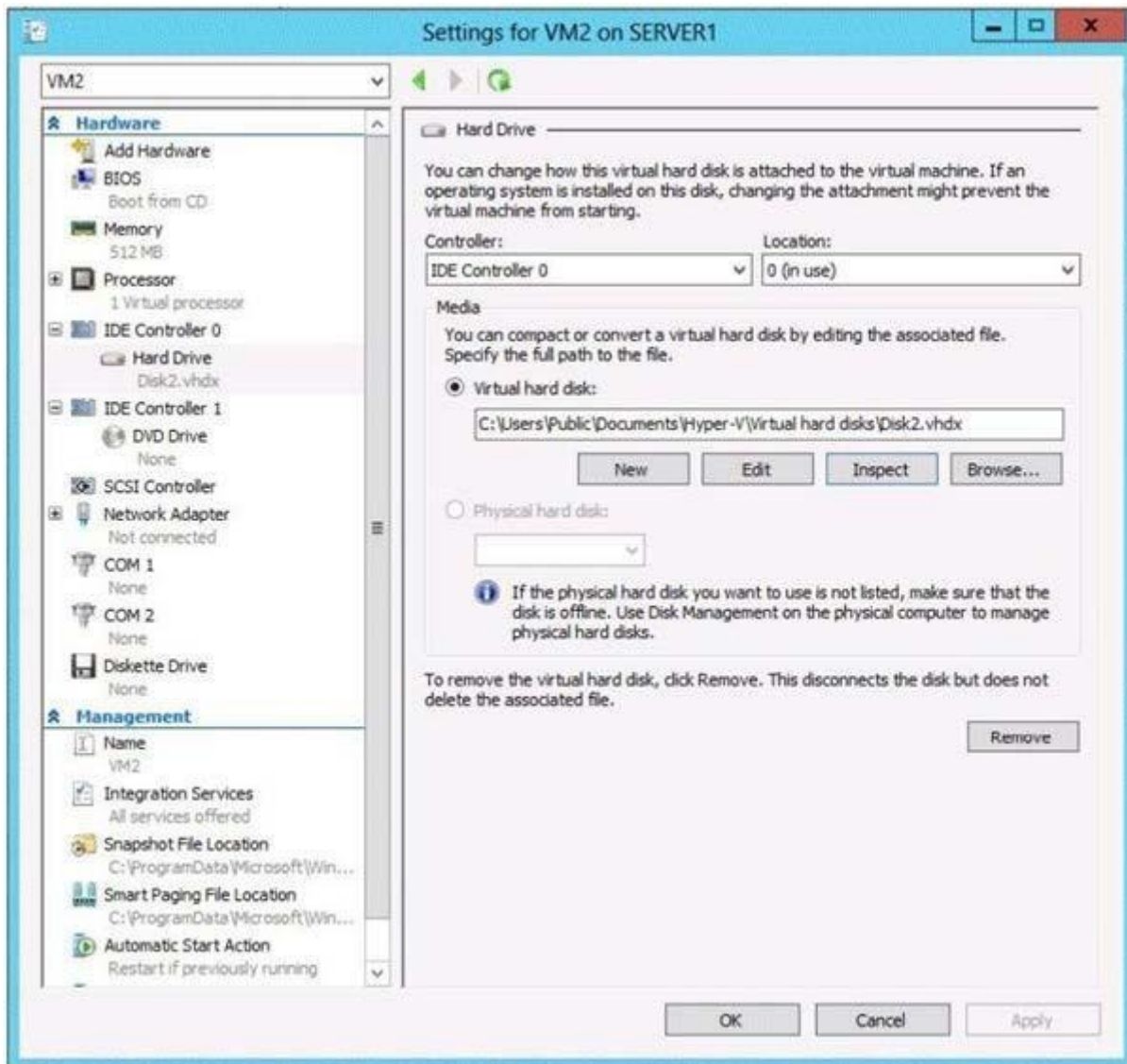
**Explanation/Reference:**

<http://blogs.technet.com/b/askpfeplat/archive/2013/01/02/windows-server-2012-does-refsreplace-ntfs-when-should-i-use-it.aspx>  
 REFS to NTFS requires format not convert.exe

**QUESTION 227**

The settings for a virtual machine named VM2 are configured as shown in the VM2 exhibit. (Click the Exhibit button.)





	Yes	No
You can compact Disk1.vhdx while VM2 is running.	<input type="radio"/>	<input checked="" type="radio"/>
You can compact Disk2.vhdx while VM2 is running.	<input type="radio"/>	<input checked="" type="radio"/>
You can convert Disk2.vhdx to a .vhd file while VM2 is running.	<input type="radio"/>	<input checked="" type="radio"/>

- A.
- B.
- C.
- D.

**Correct Answer:**

**Section: (none)**

**Explanation**

**Explanation/Reference:**

#### **QUESTION 228**

You have a Hyper-V host named Server1 that runs Windows Server 2012 R2. Server1 hosts a virtual machine named VM1 that runs Windows Server 2012 R2. VM1 has several snapshots. You need to modify the snapshot file location of VM1. What should you do?

- A. Right-click VM1, and then click Export...
- B. Shut down VM1, and then modify the settings of VM1.
- C. Delete the existing snapshots, and then modify the settings of VM1
- D. Pause VM1, and then modify the settings of VM1

**Correct Answer: C**

**Section: (none)**

**Explanation**

**Explanation/Reference:**

#### **QUESTION 229**

Your network contains an Active Directory forest named contoso.com. The forest contains a single domain. The domain contains two domain controllers named DC1 and DC2 that run Windows Server 2012 R2. The domain contains a user named User1 and a global security group named Group1. You need to modify the SAM account name of Group1. Which cmdlet should you run?

- A. Add-AdPrincipalGroupMembership
- B. Install AddsDomainControNer
- C. Install WindowsFeature
- D. Install AddsDomain
- E. Rename-AdObject
- F. Set-AdAccountControl
- G. Set-AdGroup
- H. Set-User

**Correct Answer: E**

**Section: (none)**

**Explanation**

**Explanation/Reference:**

#### **QUESTION 230**

Your network contains an Active Directory domain named contoso.com. You install Windows Server 2012 on a new server named Server1 and you join Server1 to the domain. You need to ensure that you can view processor usage and memory usage information in Server Manager. What should

you do?

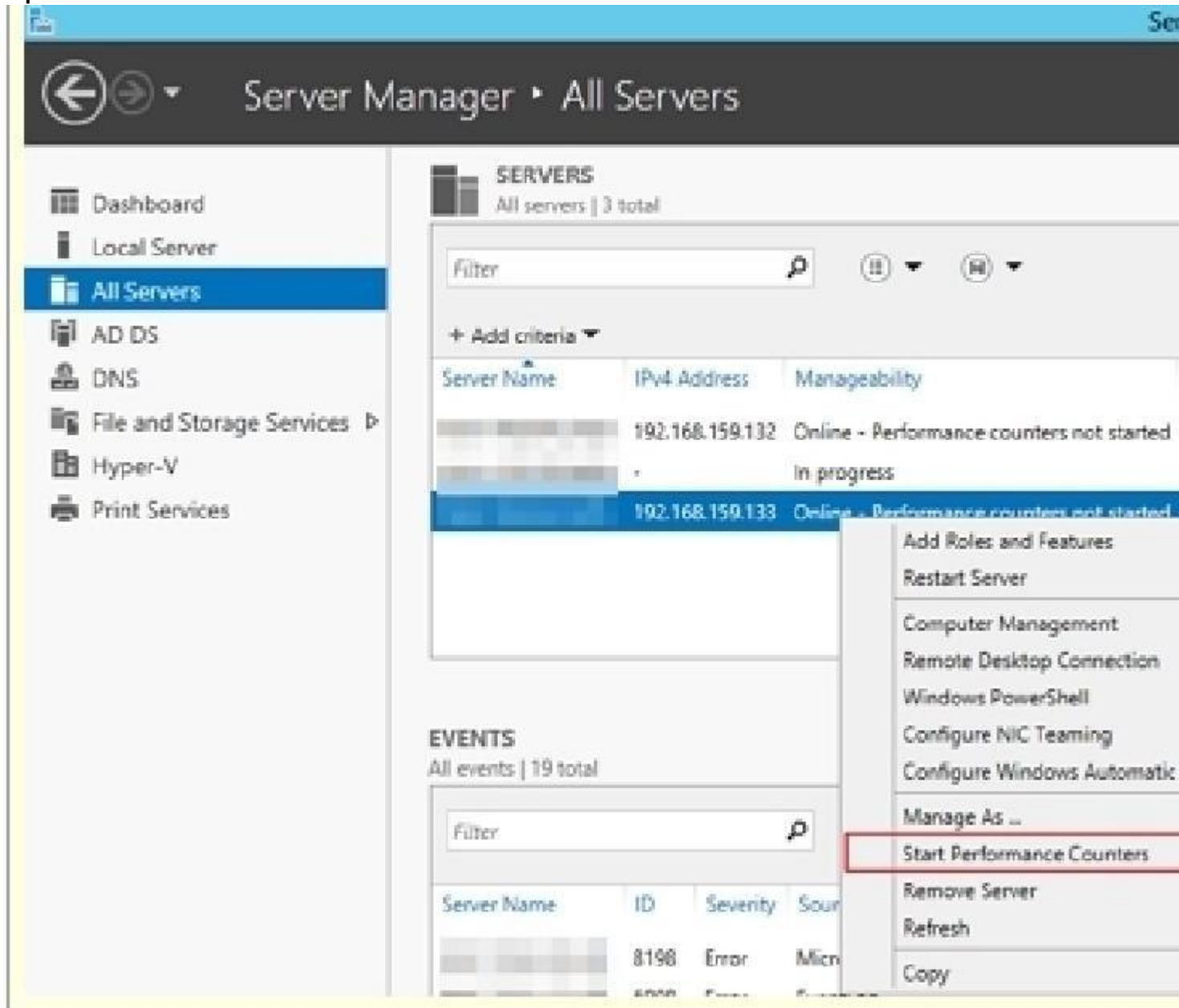
- A. From Server Manager, click Configure Performance Alerts.
- B. From Server Manager, click Start Performance Counters
- C. From Performance Monitor, start the System Performance Data Collector Set (DCS).
- D. From Performance Monitor, create a Data Collector Set (DCS).

**Correct Answer:** B

**Section:** (none)

**Explanation**

**Explanation/Reference:**



**QUESTION 231**

You have a laptop named Computer1. Computer1 runs Windows 8 Enterprise. Computer1 has a



wired network adapter and a wireless network adapter. Computer1 connects to a wireless network named Network1. For testing purposes, you install Windows Server 2012 R2 on Computer1 as a second operating system. You install the drivers for the wireless network adapter. You need to ensure that you can connect to Network1 from Windows Server 2012 R2. What should you do?

- A. From a local Group Policy object (GPO), configure the Wireless Network (IEEE 802.11) Policies settings
- B. From a local Group Policy object (GPO), configure the settings of Windows Connection Manager
- C. From Server Manager, install the Wireless LAN Service feature.
- D. Restart the WLAN AutoConfig service

**Correct Answer: C**

**Section: (none)**

**Explanation**

**Explanation/Reference:**

Explanation:

<http://technet.microsoft.com/en-us/library/hh994698.aspx>

The Wireless LAN service is a feature in Windows Server® 2012 R2 that you can use to enable the wireless WLAN AutoConfig service, and to configure the WLAN AutoConfig service for automatic startup. Once enabled, the WLAN AutoConfig service dynamically selects which wireless network the computer automatically connects to, and configures the necessary settings on the wireless network adapter. This includes automatically selecting and connecting to a more preferred wireless network when one becomes available.

To enable the Wireless LAN Service

In Server Manager Dashboard, click Manage, and then click Add Roles and Features. The Add Roles and Features Wizard opens.

Click Next. In Select installation type, select Role-based or feature-based installation, and then click Next.

In Select destination server, enable Select a server from the server pool, and in Server Pool, select the server for which you want to enable the Wireless LAN Service, and then click Next.

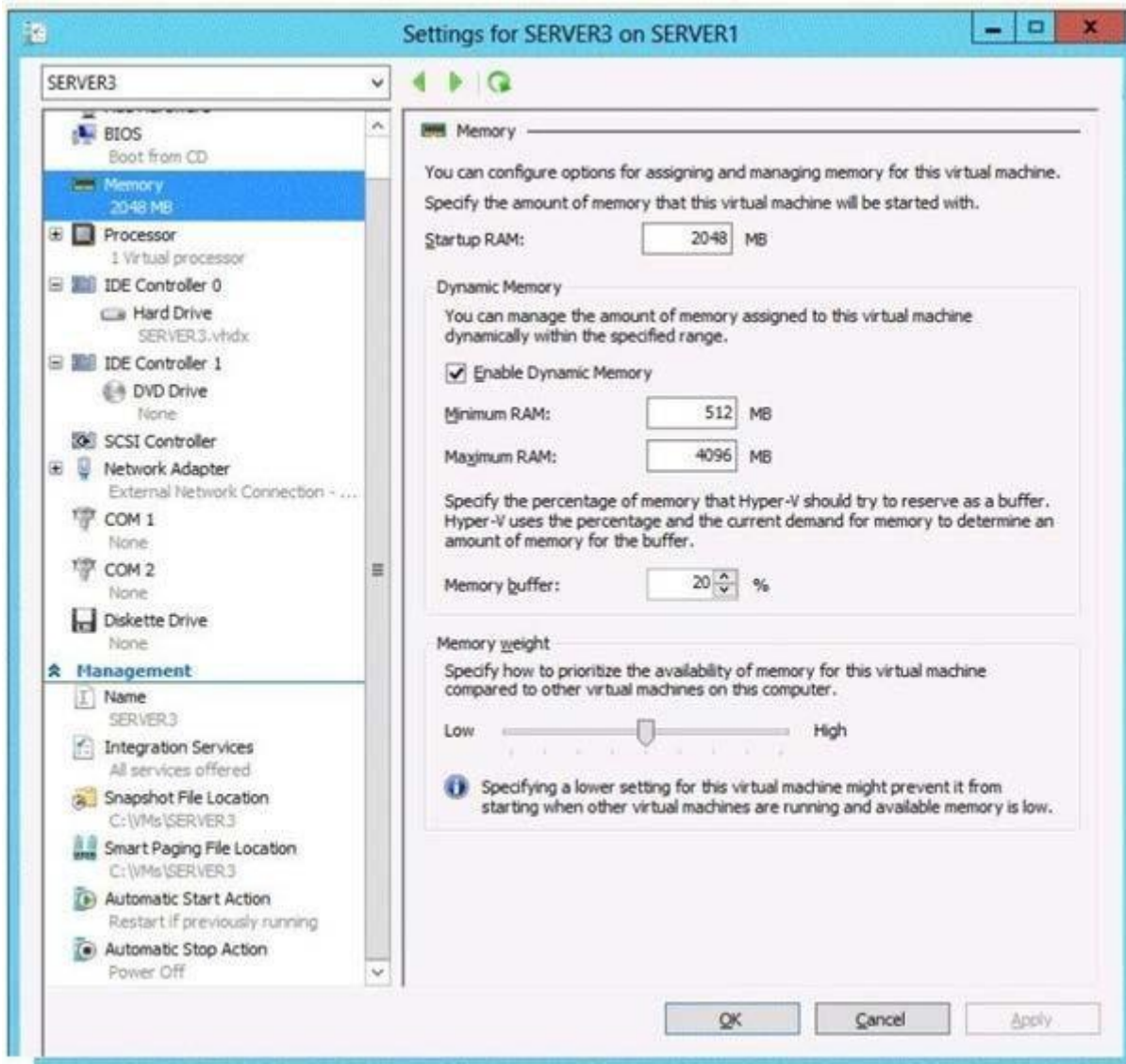
In Select server roles, click Next.

In Select Server features, in Features, select Wireless LAN Service, and then click Next.

QUESTION

### QUESTION 232

You have a server named Server1 that runs Windows Server 2012 R2. Server1 has the HyperV server role installed. Server1 has 8 GB of RAM. Server1 hosts five virtual machines that run Windows Server 2012 R2. The settings of a virtual machine named Server3 are configured as shown in the exhibit. (Click the Exhibit button.)



You need to ensure that when Server1 restarts, Server3 automatically resumes without intervention. The solution must prevent data loss. Which settings should you modify?

- A. BIOS
- B. Automatic Start Action
- C. Automatic Stop Action
- D. Integration Services

**Correct Answer: C**

**Section: (none)**

**Explanation**

**Explanation/Reference:**

<http://www.altaro.com/hyper-v/hyper-v-automatic-start-and-stop-action/>

**QUESTION 233**

You have a Hyper-V host named Host1 that connects to a SAN by using a hardware Fibre Channel adapter. Host1 contains two virtual machines named VM1 and VM2. You need to provide VM1 with direct access to the SAN. VM2 must not require access to the SAN. Which two configurations should you perform? (Each correct answer presents part of the solution. Choose two.)

- A. On VM1, configure a Fibre Channel adapter
- B. On Host1, configure a new virtual switch.
- C. On VM1, add a network adapter
- D. On Host1, configure a new Virtual Fibre Channel SAN.
- E. On Host1, modify the Hyper-V settings.

**Correct Answer:** AD

**Section:** (none)

**Explanation**

**Explanation/Reference:**

Step 1:

D: Building a Virtual SAN

The process of setting up virtual Fibre Channel starts with building a virtual SAN. The easiest way to accomplish this is to open the Hyper-V Manager, right click on the listing for your Hyper-V server in the console tree, and then choose the Virtual SAN Manager command from the shortcut menu.

Step 2:

A: Once you have created a virtual SAN, the next step in the process is to link a virtual machine to the virtual SAN. To do so, right click on the virtual machine for which you want to provide Fibre Channel connectivity and select the Settings command from the resulting shortcut menu. Next, select the Add Hardware container, as shown in the figure above, and then select the Fibre Channel Adapter option from the list of available hardware. Etc.

Note:

\* Virtual Fibre Channel for Hyper-V (also referred to as Synthetic Fibre Channel) provides VM guest operating systems with direct access to a Fibre Channel SAN by using a standard World Wide Name (WWN) associated with a virtual machine

#### QUESTION 234

Your network contains an Active Directory forest named contoso.com. The forest contains a single domain. The domain contains two domain controllers named DC1 and DC2 that run Windows Server 2012 R2. The domain contains a user named User1 and a global security group named Group1. You need to prevent User1 from changing his password. The solution must minimize administrative effort. Which cmdlet should you run?

- A. Add-AdPrincipalGroupMembership
- B. Install- AddsDomainController
- C. Install- WindowsFeature
- D. Install-AddsDomain
- E. Rename-AdObject
- F. Set-AdAccountControl
- G. Set-AdGroup
- H. Set-User

**Correct Answer:** F

**Section:** (none)

**Explanation**

**Explanation/Reference:**

<http://technet.microsoft.com/en-us/library/ee617249.aspx>

Set-ADAccountControl

The Set-ADAccountControl cmdlet modifies the user account control (UAC) values for an Active Directory user or computer account. UAC values are represented by cmdlet parameters.

CannotChangePassword

Modifies the ability of an account to change its password. To disallow password change by the account set this to \$true.. This parameter changes the Boolean value of the

CannotChangePassword property of an account.

The following example shows how to specify the PasswordCannotChange parameter.

-CannotChangePassword \$false

#### QUESTION 235

Your network contains an Active Directory forest named contoso.com. The forest contains a single domain. The domain contains two domain controllers named DC1 and DC2 that run Windows Server 2012 R2. The domain contains a user named User1 and a global security group named Group1. You need to ensure that User1 can manage the group membership of Group1. The solution must minimize the number of permissions assigned to User1. Which cmdlet should you run?

- A. Add-AdPrincipalGroupMembership
- B. Install- AddsDomainController
- C. Install- WindowsFeature
- D. Install-AddsDomain
- E. Rename-AdObject
- F. Set-AdAccountControl
- G. Set-AdGroup
- H. Set-User

**Correct Answer:** G

**Section:** (none)

**Explanation**

**Explanation/Reference:**

<http://technet.microsoft.com/en-us/library/ee617199.aspx>

The Set-ADGroup cmdlet modifies the properties of an Active Directory group. You can modify commonly used property values by using the cmdlet parameters.

#### QUESTION 236

Your network contains an Active Directory forest named contoso.com. The forest contains a single domain. The domain contains two domain controllers named DC1 and DC2 that run Windows Server 2012 R2. The domain contains a user named User1 and three global security groups named Group1, Group2 and, Group3. You need to add User1 to Group1, Group2, and Group3. Which cmdlet should you run?

- A. Add-AdPrincipalGroupMembership
- B. Install- AddsDomainController
- C. Install- WindowsFeature
- D. Install-AddsDomain
- E. Rename-AdObject
- F. Set-AdAccountControl
- G. Set-AdGroup
- H. Set-User

**Correct Answer:** A

**Section:** (none)

**Explanation**

**Explanation/Reference:**

<http://technet.microsoft.com/en-us/library/ee617203.aspx>

The Add-ADPrincipalGroupMembership cmdlet adds a user, group, service account, or computer as a new member to one or more Active Directory groups.

#### QUESTION 237

Your network contains an Active Directory domain named contoso.com. The domain contains a server named Server1. Server1 runs Windows Server 2012 R2. An administrator creates a security template named Template1. You need to Apply Template1 to Server1. Which snap-in should you use?

- A. Security Templates
- B. Authorization Manager
- C. Security Configuration and Analysis
- D. Resultant Set of Policy

**Correct Answer: C**

**Section: (none)**

**Explanation**

**Explanation/Reference:**

### **QUESTION 238**

You work as an administrator at ENSUREPASS.com. The ENSUREPASS.com network consists of a single domain named ENSUREPASS.com. All servers in the ENSUREPASS.com domain, including domain controllers, have Windows Server 2012 installed.

You have been instructed to modify the name of the local Administrator account on all ENSUREPASS.com workstations. You want to achieve this using as little administrative effort as possible.

Which of the following actions should you take?

You should consider configuring the Security Options settings via the Group Policy

- A. You should consider configuring the Security Options settings via the Group Policy Management Console (GPMC).
- B. You should consider navigating to Local Users and Groups via Computer
- C. You should consider configuring the replication settings.
- D. You should consider navigating to Local Users and Groups via Computer Management on each workstation

**Correct Answer:**

**Section: (none)**

**Explanation**

**Explanation/Reference:**

Explanation:

Rename administrator account policy setting determines whether a different account name is associated with the security identifier (SID) for the Administrator account.

Because the Administrator account exists on all Windows server versions, renaming the account makes it slightly more difficult for attackers to guess this user name and password combination. By default, the built-in Administrator account cannot be locked out no matter how many times a malicious user might use a bad password. This makes the Administrator account a popular target for brute-force password-guessing attacks. The value of this countermeasure is lessened because this account has a well-known SID and there are non-Microsoft tools that allow you to initiate a brute-force attack over the network by specifying the SID rather than the account name. This means that even if you have renamed the Administrator account, a malicious user could start a brute-force attack by using the SID.

Rename the Administrator account by specifying a value for the Accounts: Rename administrator account policy setting.

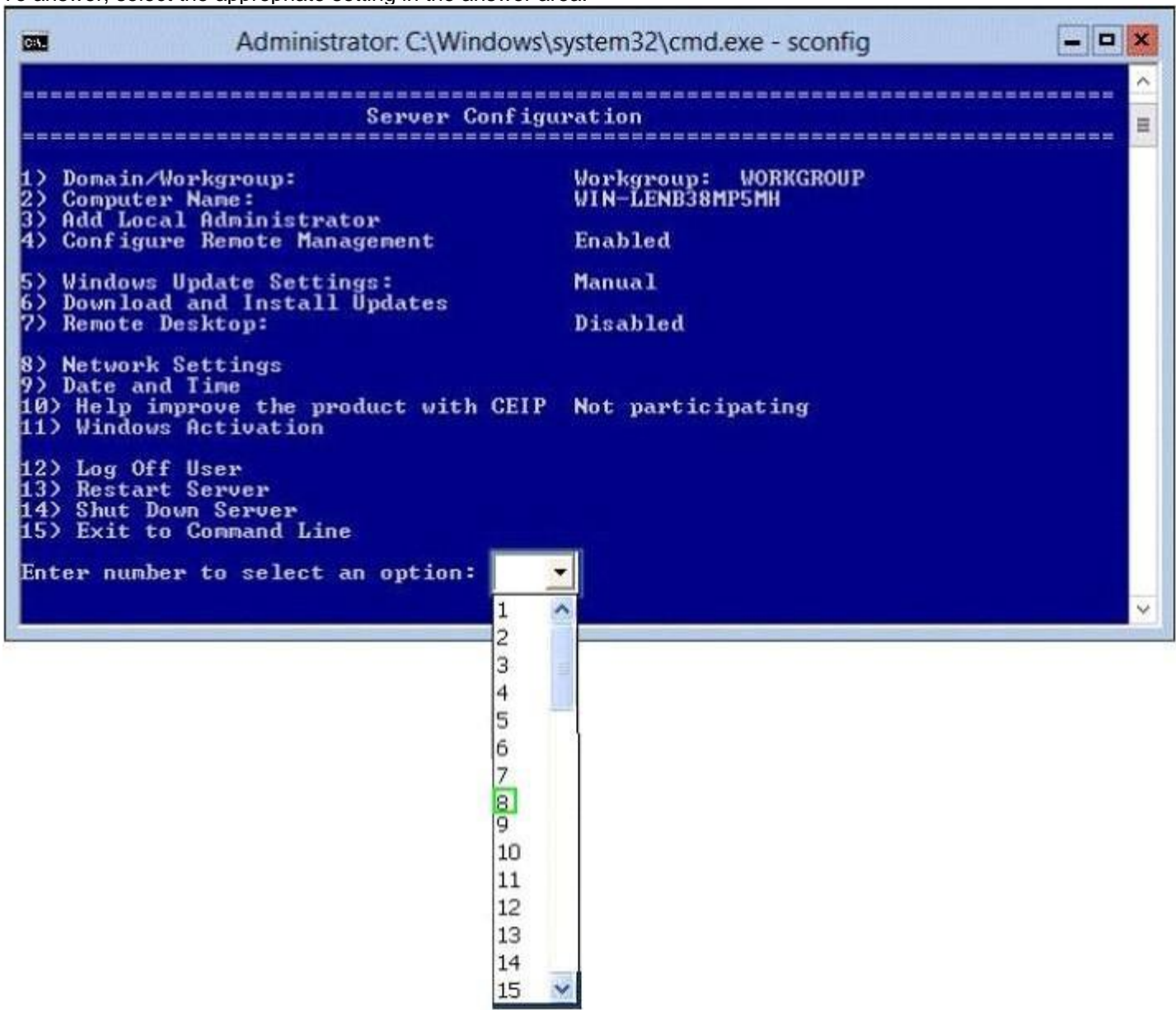
Location: GPO\_name\Computer Configuration\Windows Settings\Security Settings\Local Policies\Security Options

<http://technet.microsoft.com/en-us/library/jj852273%28v=ws.10%29.aspx>

<http://windowsitpro.com/group-policy/securing-administrator-account>

### **QUESTION 239**

Your network contains an Active Directory domain named contoso.com. The domain contains a server named Server that runs Windows Server 2012 R2. You perform a Server Core Installation of Windows Server 2012 R2 on a new server. You need to ensure that you can add the new server to Server Manager on Server1. What should you configure on the new server? To answer, select the appropriate setting in the answer area.



- A.
- B.
- C.
- D.

**Correct Answer:**

**Section: (none)**

**Explanation**

**Explanation/Reference:**

**QUESTION 240**

You have a server that runs Windows Server 2012 R2. You need to create a volume that will remain online if two disks in the volume fail. The solution must minimize the number of disks used to create the volume.

Which three actions should you perform in sequence? (To answer, move the appropriate three actions from the list of actions to the answer area and arrange them in the correct order.)

Actions	Answer Area
	Add five physical disks.
Create a storage space and set the disk allocation of one of the disks to <b>Hot Spare</b> .	Create a storage space by using the default disk allocation.
	Create a virtual disk.
Add three physical disks.	

- A.
- B.
- C.
- D.

**Correct Answer:**

**Section: (none)**

**Explanation**

**Explanation/Reference:**

**QUESTION 241**

Your network contains an Active Directory domain named contoso.com. The domain contains two servers named Server1 and Server2. Server1 and Server2 run a Server with a GUI installation of Windows Server 2012 R2. You remove the Graphical Management Tools and Infrastructure feature on Server2. You need to restart Server2. What should you do? (To answer, drag the appropriate tools to the correct statements. Each tool may be used once, more than once, or not at all. You may need to drag the split bar between panes or scroll to view content.)

Tools	Answer Area
Netsh	You can restart Server2 locally by using <input type="text" value="Tool"/>
Power Options	You can restart Server2 from Server1 by using <input type="text" value="Tool"/>
Sconfig	
Server Manager	



- A.
- B.
- C.
- D.

**Correct Answer:**  
**Section: (none)**  
**Explanation**

**Explanation/Reference:**

**QUESTION 242**

You deploy a Server with a GUI installation of Windows Server 2012 R2 Datacenter. From Windows PowerShell, you run the following command: `Remove-WindowsFeature ServerGui-Shell`. In the table below, identify which tools are available on Server1 and which tools are unavailable on Server1. Make only one selection in each row. Each correct selection is worth one point.

Tool	Available	Unavailable
File Explorer	<input type="radio"/>	<input type="radio"/>
Internet Explorer 10	<input type="radio"/>	<input type="radio"/>
Microsoft Management Console (MMC)	<input type="radio"/>	<input type="radio"/>
Server Manager	<input type="radio"/>	<input type="radio"/>



Tool	Available	Unavailable
File Explorer	<input type="radio"/>	<input checked="" type="radio"/>
Internet Explorer 10	<input type="radio"/>	<input checked="" type="radio"/>
Microsoft Management Console (MMC)	<input checked="" type="radio"/>	<input type="radio"/>
Server Manager	<input checked="" type="radio"/>	<input type="radio"/>

- A.
- B.
- C.
- D.

**Correct Answer:**

**Section: (none)**

**Explanation**

**Explanation/Reference:**

#### QUESTION 243

Your network contains an Active Directory domain named contoso.com. Your company hires 500 temporary employees for the summer. The human resources department gives you a Microsoft Excel document that contains a list of the temporary employees. You need to automate the creation of user accounts for the 500 temporary employees. Which tool or tools should you use?

- A. The Set-ADUsercmdlet and the Add-Member cmdlet
- B. The Import-CSV cmdlet and the New-ADUsercmdlet
- C. ADSI Edit
- D. Active Directory Users and Computers

**Correct Answer:** A

**Section: (none)**

**Explanation**

**Explanation/Reference:**

<http://technet.microsoft.com/en-us/library/ee176874.aspx>

The CSVDE is a command-line utility that can create new AD DS objects by importing information from a comma-separated value (.csv) file. This would be the least amount of administrative effort in this case especially considering that these would be temporary employees.

#### QUESTION 244

Your network contains an Active Directory forest. The forest contains two domains named contoso.com and corp.contoso.com. All domain controllers run Windows Server 2012 R2 and are

configured as global catalog servers. The corp.contoso.com domain contains a domain controller named DC1. You need to disable the global catalog on DC1. What should you do?

- A. From Active Directory Users and Computers, modify the properties of the DC1 computer account.
- B. From Active Directory Administrative Center, modify the properties of the DC1 computer account
- C. From Active Directory Sites and Services, modify the NTDS Settings of the DC1 server object.
- D. From Active Directory Domains and Trusts, modify the properties of the corp.contoso.com domain

**Correct Answer:** C

**Section:** (none)

**Explanation**

**Explanation/Reference:**

<http://technet.microsoft.com/en-us/library/cc755257.aspx>

To add or remove the global catalog

Open Active Directory Sites and Services. To open Active Directory Sites and Services, click Start , click Administrative Tools , and then click Active Directory Sites and Services .

To open Active Directory Sites and Services in Windows Server® 2012, click Start , type dssite.msc .

#### QUESTION 245

Your network contains an Active Directory forest named contoso.com. The forest contains a single domain. All servers runs Windows Server 2012 R2. The domain contains two domain controllers named DC1 and DC2. Both domain controllers are virtual machines on a HyperV host. You plan to create a cloned domain controller named DC3 from an image of DC1. You need to ensure that you can clone DC1. Which two actions should you perform? (Each correct answer presents part of the solution. Choose two.)

- A. Add the computer account of DC1 to the Cloneable Domain Controllers group
- B. Create a DCCloneConfig.xml file on DC1
- C. Add the computer account of DC3 to the Cloneable Domain Controllers group.
- D. Run the Enable-AdOptionalFeaturecmdlet.
- E. Modify the contents of the DefaultDCCloneAllowList.xml file on DC1.

**Correct Answer:** AB

**Section:** (none)

**Explanation**

**Explanation/Reference:**

A: Cloneable Domain Controllers Group There's a new group in town. It's called Cloneable Domain Controllers and you can find it in the Users container. Membership in this group dictates whether a DC can or cannot be cloned. This group has some permissions set on the domain head that should not be removed. Removing these permissions will cause cloning to fail. Also, as a best practice, DCs shouldn't be added to the group until you plan to clone and DCs should be removed from the group once cloning is complete. Cloned DCs will also end up in the Cloneable Domain Controllers group.

B: DCCloneConfig.xml

There's one key difference between a cloned DC and a DC that is being restored to a previous snapshot: DCCloneConfig.XML.

DCCloneConfig.xml is an XML configuration file that contains all of the settings the cloned DC will take when it boots. This includes network settings, DNS, WINS, AD site name, new DC name and more. This file can be generated in a few different ways.

The New-ADDCCloneConfigcmdlet in PowerShell

By hand with an XML editor

By editing an existing config file, again with an XML editor. Reference: Virtual Domain Controller Cloning in Windows Server 2012

**QUESTION 246**

Your network contains an Active Directory forest named contoso.com. The forest contains two domains named contoso.com and child.contoso.com and two sites named Site1 and Site2. The domains and the sites are configured as shown in following table.

Domain controller name	Domain name	Site name	Role
DC1	Contoso.com	Site1	Global catalog RID master PDC emulator
DC2	Contoso.com	Site1	Domain naming master Schema master Infrastructure master
DC3	Child.contoso.com	Site1	Infrastructure master RID master PDC emulator
DC4	Child.contoso.com	Site2	Not applicable

When the link between Site1 and Site2 fails, users fail to log on to Site2. You need to identify what prevents the users in Site2 from logging on to the child.contoso.com domain. What should you identify?

- A. the placement of the global catalog server
- B. the placement of the PDC emulator
- C. the placement of the infrastructure master
- D. the placement of the domain naming master

**Correct Answer:** B

**Section:** (none)

**Explanation**

**Explanation/Reference:**

The PDC emulator processes password changes from earlier-version clients and other domain controllers on a best-effort basis; handles password authentication requests involving passwords that have recently changed and not yet been replicated throughout the domain; and, by default, synchronizes time. If this domain controller cannot connect to the PDC emulator, this domain controller cannot process authentication requests, it may not be able to synchronize time, and password updates cannot be replicated to it.

[http://technet.microsoft.com/en-us/library/cc773108\(v=ws.10\).aspx](http://technet.microsoft.com/en-us/library/cc773108(v=ws.10).aspx)

The PDC emulator master processes password changes from client computers and replicates these updates to all domain controllers throughout the domain. At any time, there can be only one domain controller acting as the PDC emulator master in each domain in the forest.

**QUESTION 247**

Your network contains an Active Directory domain named contoso.com. The domain contains 100 user accounts that reside in an organizational unit (OU) named OU1. You need to ensure that a user named User1 can link and unlink Group Policy objects (GPOs) to OU1. The solution must minimize the number of permissions assigned to User1. What should you do?

- A. Add User1 to the Group Policy Creator Owners group.
- B. Run the Set-GPPermissioncmdlet
- C. Modify the permission on the \\Contoso.com\SYSTEM\Contoso.com\Policies folder.
- D. Run the Delegation of Control Wizard on OU1.

**Correct Answer:** D

**Section: (none)**

**Explanation**

**Explanation/Reference:**

**QUESTION 248**

Your network contains two Active Directory forests named contoso.com and adatum.com. All servers run Windows Server 2012 R2. A one-way external trust exists between contoso.com and adatum.com. Adatum.com contains a universal group named Group1. You need to prevent Group1 from being used to provide access to the resources in contoso.com. What should you do?

- A. Change the scope of Group1 to domain local
- B. Modify the Allowed to Authenticate permissions in adatum.com.
- C. Enable SID quarantine on the trust between contoso.com and adatum.com
- D. Modify the Allowed to Authenticate permissions in contoso.com.

**Correct Answer: B**

**Section: (none)**

**Explanation**

**Explanation/Reference:**

Explanation:

\* Accounts that require access to the customer Active Directory will be granted a special right called Allowed to Authenticate. This right is then applied to computer objects (Active Directory domain controllers and AD RMS servers) within the customer Active Directory to which the account needs access.

\* For users in a trusted Windows Server 2008 or Windows Server 2003 domain or forest to be able to access resources in a trusting Windows Server 2008 or Windows Server 2003 domain or forest where the trust authentication setting has been set to selective authentication, each user must be explicitly granted the Allowed to Authenticate permission on the security descriptor of the computer

**QUESTION 249**

Your network contains an Active Directory domain named contoso.com. The domain contains a server named Server1. Server1 runs Windows Server 2012 R2. You plan to create a shared folder. The shared folder will have a quota limit. You discover that when you run the New Share Wizard, you cannot select the SMB Share Advanced option. You need to ensure that you can use SMB Share - Advanced to create the new share. What should you do on Server1 before you run the New Share Wizard?

- A. Configure the Advanced system settings.
- B. Run the Install-WindowsFeaturecmdlet
- C. Run the Set-SmbSharecmdlet
- D. Install the Share and Storage Management tool.

**Correct Answer:**

**Section: (none)**

**Explanation**

**Explanation/Reference:**



# Select the profile for this share

## Select Profile

- Share Location
- Share Name
- Other Settings
- Permissions
- Management Properties
- Quota
- Confirmation
- Results

### File share profile:

- SMB Share - Quick
- SMB Share - Advanced**
- SMB Share - Applications
- NFS Share - Quick
- NFS Share - Advanced

**i** The selected profile is not supported by Server Resource Manager

Install-windowsfeature -name fs-resource-manager -includemanagementtools

Installs one or more Windows Server roles, role services, or features on either the local or a specified remote server that is running Windows Server 2012 R2. This cmdlet is equivalent to and replaces Add- WindowsFeature, the cmdlet that was used to install roles, role services, and features in Windows Server 2008 R2.

<http://www.c-sharpcorner.com/UploadFile/cd7c2e/how-to-install-the-file-server-resource-manager-in-windows-s/>

#### QUESTION 250

You have a server named Server1 that has the Print and Document Services server role installed. You need to provide users with the ability to manage print jobs on Server1 by using a web browser. What should you do?

- A. Start the Computer Browser service and set the service to start automatically
- B. Install the LPD Service role service
- C. Install the Internet Printing role service.
- D. Start the Printer Extensions and Notifications service and set the service to start automatically

**Correct Answer: C**

**Section: (none)**

**Explanation**

#### Explanation/Reference:

Internet printing makes it possible for computers running Windows Server 2008 to use printers located anywhere in the world by sending print jobs using Hypertext Transfer Protocol (HTTP).

[http://technet.microsoft.com/en-us/library/cc731368\(v=ws.10\).aspx](http://technet.microsoft.com/en-us/library/cc731368(v=ws.10).aspx)

#### QUESTION 251

Your network contains an Active Directory domain named contoso.com. The domain contains two member servers named Server1 and Server2 that run Windows Server 2012 R2. You log on to Server1. You need to retrieve a list of the active TCP connections on Server2. Which command should you run from Server1?

- A. winrm get server2
- B. dsquery \* -scope base -attrip,server2
- C. winrs -r:server2netstat
- D. netstat> server2

**Correct Answer: C**

**Section: (none)**

**Explanation**

#### Explanation/Reference:

[http://msdn.microsoft.com/en-us/library/aa384291\(v=vs.85\).aspx](http://msdn.microsoft.com/en-us/library/aa384291(v=vs.85).aspx)

This command line tool enables administrators to remotely execute most Cmd.exe commands using the WS-Management protocol.

#### QUESTION 252

You have two servers that run Windows Server 2012 R2. The servers are configured as shown in the following table.

Server name	Domain name or workgroup	Network profile
Server1	Contoso.com	Domain
Server2	Workgroup	Public

	Server1	Server2
Modify the TrustedHosts list.	<input checked="" type="checkbox"/>	<input type="checkbox"/>
Set the network profile to Private.	<input type="checkbox"/>	<input checked="" type="checkbox"/>
Override the User Account Control (UAC) restrictions by using the LocalAccountTokenFilterPolicy registry entry.	<input type="checkbox"/>	<input checked="" type="checkbox"/>

- A.
- B.
- C.
- D.

**Correct Answer:**

**Section: (none)**

**Explanation**

**Explanation/Reference:**

#### QUESTION 253

You have two servers named Server1 and Server2 that run Windows Server 2012 R2. Server1 has the DHCP Server server role installed. You need to create an IPv6 reservation for Server2. Which two values should you obtain from Server2? (Each correct answer presents part of the solution. Choose two.)

- A. the hardware ID
- B. the DHCPv6 unique identifier
- C. the DHCPv6 identity association ID
- D. the SMSBIOS GUID
- E. the MAC address

**Correct Answer:** BC

**Section: (none)**

**Explanation**

**Explanation/Reference:**

#### QUESTION 254

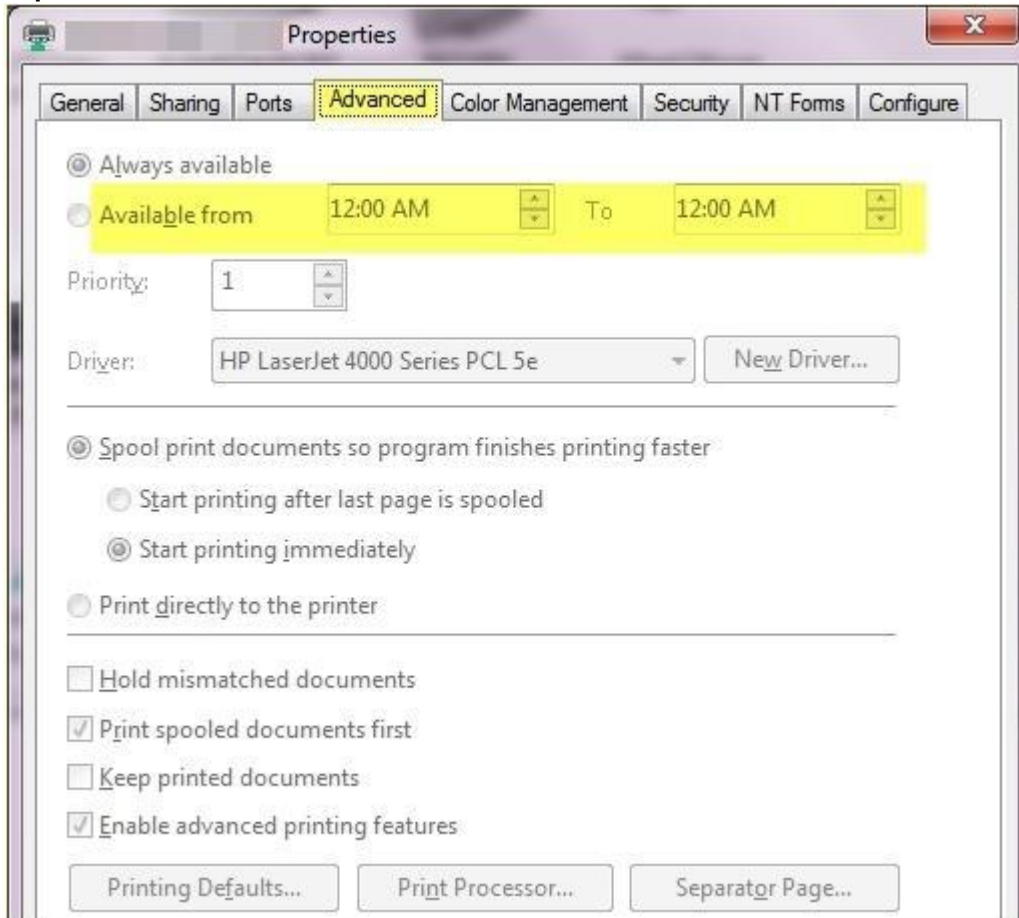
You have a print server named Server1. You install a printer on Server1. You share the printer as Printer1. You need to configure Printer1 to be available only from 19:00 to 05:00 every day. Which settings from the properties of Printer1 should you modify?

- A. Device Settings
- B. Advanced

- C. Security
- D. Ports
- E. Sharing

**Correct Answer:** B  
**Section:** (none)  
**Explanation**

**Explanation/Reference:**



**QUESTION 255**

You are configuring the IPv6 network infrastructure for a branch office. The corporate network administrator allocates the 2001:DB8:0:C000::/58 address space for use in the branch office. You need to identify the maximum number of IPv6 subnets you can create. How many IPv6 subnets should you identify?

- A. 32
- B. 64
- C. 128
- D. 1024

**Correct Answer:** B  
**Section:** (none)  
**Explanation**

**Explanation/Reference:**



IPv6 has 128-bit (16-byte) source and destination IP addresses. Although 128 bits can express over 3.4x1038 possible combinations, the large address space of IPv6 has been designed for multiple levels of subnetting and address allocation from the Internet backbone to the individual subnets within an organization.

<http://technet.microsoft.com/en-us/library/dd379516%28v=WS.10%29.aspx>

**QUESTION 256**

You have three servers named Server1, Server2, and DO that run Windows Server 2012 R2. IPv6 addresses and configurations are assigned to all of the servers by using DHCPv6. The IPv6 routing on Server1 is shown in the following table.

ifIndex	DestinationPrefix	NextHop	RouteMetric	PolicyStore
12	ff00::/8	::	256	ActiveStore
1	ff00::/8	::	256	ActiveStore
12	fe80::107b:3378:3d15:cc7a/128	::	256	ActiveStore
14	fe80::5efe:192.168.0.221/128	::	256	ActiveStore
12	fe80::/64	::	256	ActiveStore
12	fddd:eef8:223b:ea3f:a54f:dca7:3106:2aa7/128	::	256	ActiveStore
12	fddd:eef8:223b:ea3f:a54f:dca7:3d15:cc7a/128	::	256	ActiveStore
1	::1/128	::	256	ActiveStore

You verify that Server2 can ping the IPv6 address of DC1. You need to ensure that Server1 can ping the IPv6 address of DC1. What command should you run on Server1? (To answer, select the appropriate options in the answer area.)

-DestinationPrefix

InterfaceIndex

- A.
- B.
- C.
- D.

**Correct Answer:**

**Section: (none)**

**Explanation**

**Explanation/Reference:**

**QUESTION 257**

Your network contains an Active Directory forest named contoso.com. The forest contains two domains named contoso.com and child.contoso.com. The forest contains two domain controllers. The domain controllers are configured as shown in the following table.

Server name	Domain	Role
DC1	Contoso.com	DNS Server Domain controller
DC2	Child.contoso.com	Domain controller

You need to ensure that DC2 can provide authoritative responses for queries to the contoso.com namespace. What should you do?

- A. On DC1, create a delegation
- B. On DC1, change the replication scope of the contoso.com zone.
- C. On DC2, create a forwarder
- D. On DC2, modify the Zone Transfers settings.

**Correct Answer:** B

**Section:** (none)

**Explanation**

**Explanation/Reference:**

For DC1 to be able to provide authoritative responses to DNS queries the replication scope should be changed accordingly so that it has the zone data for the contoso.com domain.

**QUESTION 258**

Your network contains an Active Directory domain named contoso.com. The domain contains a domain controller named DC1 that has the DNS Server server role installed. DC1 hosts an Active Directory-integrated zone for the domain. The domain contains a member server named Server1. You install the DNS Server server role on Server1. You need to ensure that Server1 can respond authoritatively to queries for the existing contoso.com namespace. Which cmdlets should you run on each server? (To answer, drag the appropriate cmdlets to the correct servers. Each cmdlet may be used once, more than once, or not at all. You may need to drag the split bar between panes or scroll to view content.)

- A.
- B.
- C.
- D.

**Correct Answer:**  
**Section: (none)**  
**Explanation**

**Explanation/Reference:**

**QUESTION 259**

You have a server named Server1 that runs Windows Server 2012 R2. You try to install the Microsoft .NET Framework 3.5 Features feature on Server1, but the installation fails repeatedly. You need to ensure that the feature can be installed on Server1. What should you do?

- A. Install the Web Server (IIS) server role.
- B. Run the Add-WindowsPackagecmdlet
- C. Run the Add-AppxProvisionedPackagecmdlet
- D. Connect Server1 to the Internet.

**Correct Answer: D**  
**Section: (none)**  
**Explanation**

**Explanation/Reference:**

The files needed are no longer available on the local Hard drive. We need to connect the server to the Internet.

Note:

Starting with Windows Server 2012 R2 and Windows 8, the feature files for .NET Framework 3.5 (which includes .NET Framework 2.0 and .NET Framework 3.0) are not available on the local computer by default. The files have been removed. Files for features that have been removed in a Features on Demand configuration, along with feature files for .NET Framework 3.5, are available through Windows Update. By default, if feature files are not available on the destination server that is running Windows Server 2012 R2 Preview or Windows Server 2012 R2, the installation process searches for the missing files by connecting to Windows Update. You can override the default behavior by configuring a Group Policy setting or specifying an alternate source path during installation, whether you are installing by using the Add Roles and Features Wizard GUI or a command line.

**QUESTION 260**

You have a server named Server1 that runs Windows Server 2012 R2. You plan to create a storage pool that will contain a new volume. You need to create a new 600-GB volume by using thin provisioning. The new volume must use the parity layout. What is the minimum number of 256-GB disks required for the storage pool?

- A. 2
- B. 3
- C. 4
- D. 5

**Correct Answer: B**  
**Section: (none)**  
**Explanation**

**Explanation/Reference:**

**QUESTION 261**

You have a Hyper-V host named Server1 that runs Windows Server 2008 R2. All of the virtual

machines on Server1 use VHDs. You install the Hyper-V server role on a server named Server2 that runs Windows Server 2012 R2. Server2 has the same hardware configurations as Server1. You plan to migrate the Hyper-V host from Server1 to Server2 by using the Windows Server Migration Tools. In the table below, identify what can be migrated by using the Windows Server Migration Tools. Make only one selection in each row. Each correct selection is worth one point.

	Can be migrated	Cannot be migrated
The virtual machine configurations	<input checked="" type="radio"/>	<input type="radio"/>
The Hyper-V settings	<input checked="" type="radio"/>	<input type="radio"/>
The VHD files that are attached to a virtual machine	<input type="radio"/>	<input checked="" type="radio"/>
The virtual floppy disks	<input type="radio"/>	<input checked="" type="radio"/>

- A.
- B.
- C.
- D.

**Correct Answer:**

**Section: (none)**

**Explanation**

**Explanation/Reference:**

**QUESTION 262**

You have a server that runs a Server Core installation of Windows Server 2012 R2. You need to change the DNS server used by IPv6. What should you do?

- A. From Windows PowerShell, run the Set-NetIcmpv6Protocol cmdlet.
- B. From Sconfig, configure the Network Settings
- C. From Windows PowerShell, run the Set-DnsClientServerAddresscmdlet
- D. Run the sc.exe command and specify the config parameter

**Correct Answer: C**

**Section: (none)**

**Explanation**

**Explanation/Reference:**

<http://technet.microsoft.com/en-us/library/jj590768.aspx>

The Set-DnsClientServerAddress cmdlet sets one or more IP addresses for DNS servers associated with an interface. This cmdlet statically adds DNS server addresses to the interface. If this cmdlet is used to add DNS servers to the interface, then the DNS servers will override any

DHCP configuration for that interface.

```
PS C:\> Set-DnsClientServerAddress -InterfaceIndex 12 -ServerAddresses ("10.0.0.1","10.0.0.2")
```

**QUESTION 263**

Your network contains an Active Directory domain named contoso.com. The domain contains a single location named Site1. The domain contains a server named Server1 that has the DHCP Server server role installed. All client computers receive their IPv4 configurations dynamically. The domain will expand to include a second location named Site2. A server named Server2 will be deployed to Site2. Site1 and Site2 will connect to each other by using a WAN link. You need to ensure that the clients in both sites receive their IPv4 configurations from Server1. In the table below, identify which actions must be performed on each server. Make only one selection in each row. Each correct selection is worth one point.

	Server1	Server2
Create a new scope.	<input checked="" type="radio"/>	<input type="radio"/>
Add a routing protocol.	<input type="radio"/>	<input checked="" type="radio"/>
Install the Remote Access server role.	<input type="radio"/>	<input checked="" type="radio"/>

- A.
- B.
- C.
- D.

**Correct Answer:**

**Section: (none)**

**Explanation**

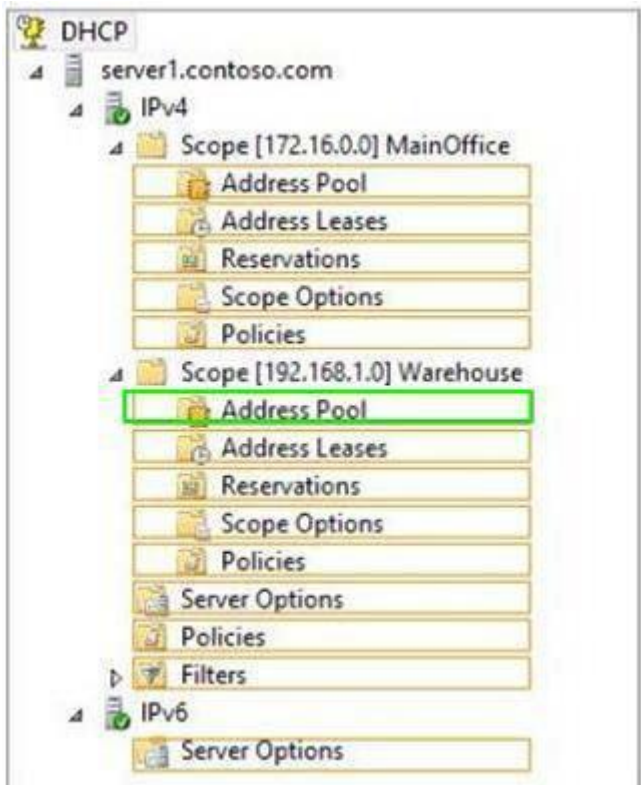
**Explanation/Reference:**

**QUESTION 264**

Your network contains an Active Directory domain named contoso.com. The network contains two subnets. The subnets are configured as shown in the following table.

Subnet name	Network ID
MainOffice	172.16.0.0/24
Warehouse	192.168.1.0/24

The network contains a member server named Server1 that runs Windows Server 2012 R2. Server1 has the DHCP Server server role installed. Server1 is configured to lease IP addresses to the two subnets. You add three new printers to the Warehouse subnet. The printers have static IP addresses. The IP addresses are consecutive. You need to create an exclusion range that contains the IP addresses of the printers. From which node should you configure the exclusion range? To answer, select the appropriate node in the answer area.



- A.
- B.
- C.
- D.

**Correct Answer:**

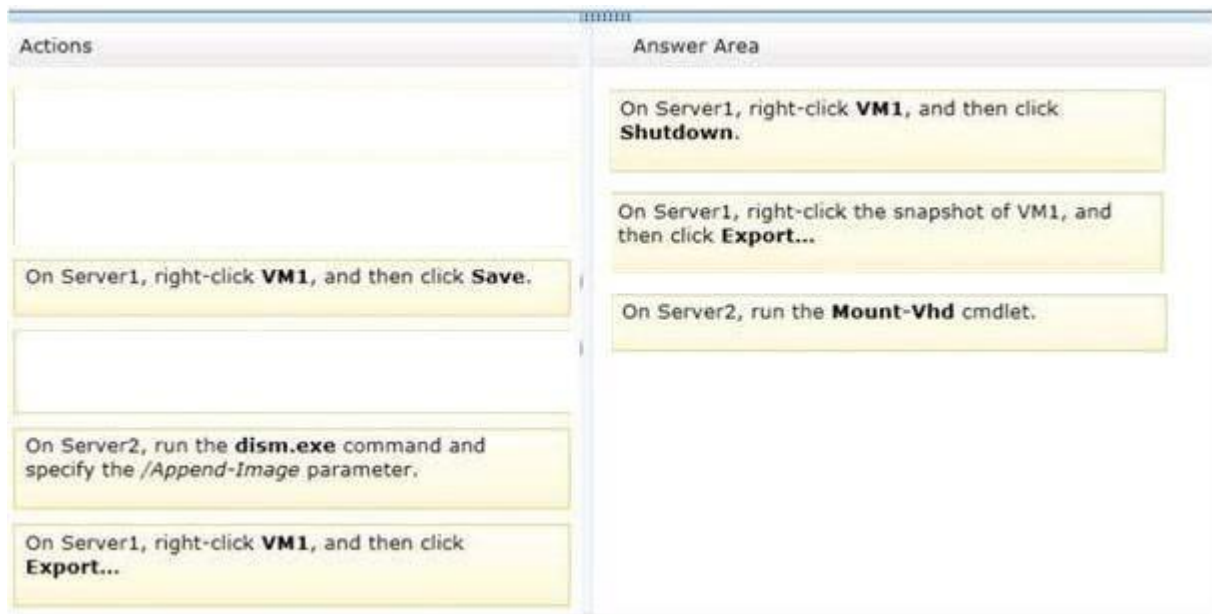
**Section: (none)**

**Explanation**

**Explanation/Reference:**

**QUESTION 265**

You have two servers named Server1 and Server2 that run Windows Server 2012 R2. Server1 has the Hyper-V server role installed. Server1 hosts a virtual machine named VM1. VM1 is currently running. VM1 has a snapshot that was created two weeks ago. You plan to use Server2 to perform a forensic analysis of the contents of the disk of VM1 from two weeks ago. You need to ensure that you can view the contents of the disk of VM1 from two weeks ago from Server2. Which three actions should you perform in sequence? (To answer, move the appropriate three actions from the list of actions to the answer area and arrange them in the correct order.)



- A.
- B.
- C.
- D.

**Correct Answer:**

**Section: (none)**

**Explanation**

**Explanation/Reference:**

#### QUESTION 266

Your network contains an Active Directory domain named contoso.com. The domain contains a member server named Server1. Server1 runs Windows Server 2012 R2 and has the Hyper-V server role installed. You create an external virtual switch named Switch1. Switch1 has the following configurations:

- Connection type: External network
- Single-root I/O visualization (SR-IOV): Enabled
- Ten virtual machines connect to Switch1.

You need to ensure that all of the virtual machines that connect to Switch1 are isolated from the external network and can connect to each other only. The solution must minimize network downtime for the virtual machines. What should you do?

- A. Change the Connection type of Switch1 to Internal network
- B. Change the Connection type of Switch1 to Private network.
- C. Remove Switch1 and recreate Switch1 as an internal network.
- D. Remove Switch1 and recreate Switch1 as a private network

**Correct Answer: D**

**Section: (none)**

**Explanation**

**Explanation/Reference:**

Correct Answer: D

Explanation:

Original answer is B.

But the correct answer is D.

You cannot change the type of vswitch from external to private when SR-IOV is enabled at vswitch creation -> you need to recreate the vswitch.

#### QUESTION 267

Your network contains an Active Directory forest named contoso.com. The forest contains a single domain. The domain contains two domain controllers named DC1 and DC2 that run Windows Server 2012 R2. The domain contains a user named User1 and a global security group named Group1. You reconfigure DC2 as a member server in the domain. You need to add DC2 as the first domain controller in a new domain in the forest. Which cmdlet should you run?

- A. Add-AdPrincipalGroupMembership
- B. Install-AddsDomainController
- C. Install WindowsFeature
- D. Install AddsDomain

**Correct Answer:** D

**Section:** (none)

**Explanation**

**Explanation/Reference:**

<http://technet.microsoft.com/en-us/library/hh974722.aspx>

#### QUESTION 268

Your network contains an Active Directory forest named contoso.com. The forest contains a single domain. The domain contains two domain controllers named DC1 and DC2 that run Windows Server 2012 R2. The domain contains a user named User1 and a global security group named Group1. User1 logs on to a client computer named Computer1. You need to disable the computer account of Computer1. Which cmdlet should you run?

- A. Add-AdPrincipalGroupMembership
- B. Install-AddsDomainController
- C. Install WindowsFeature
- D. Install AddsDomain
- E. Rename-AdObject
- F. Set-AdAccountControl
- G. Set-AdGroup
- H. Set-User

**Correct Answer:** F

**Section:** (none)

**Explanation**

**Explanation/Reference:**

Set-ADAccountControl  
Enabled

Specifies if an account is enabled. An enabled account requires a password. This parameter sets the Enabled property for an account object. This parameter also sets the ADS\_UF\_ACCOUNTDISABLE flag of the Active Directory User Account Control (UAC) attribute.

Possible values for this parameter include:

\$false or 0

\$true or 1

The following example shows how to set this parameter to enable the account.

-Enabled \$true



**QUESTION 269**

Your network contains an Active Directory forest named contoso.com. The forest contains a single domain. The domain contains two domain controllers named DC1 and DC2 that run Windows Server 2012 R2.

The domain contains a user named User1 and a global security group named Group1.

You need to add a new domain controller to the domain.

You install Windows Server 2012 on a new server named DC3.

Which cmdlet should you run next?

- A. Add-AdPrincipalGroupMembership
- B. Install-AddsDomainController
- C. Install WindowsFeature
- D. Install AddsDomain
- E. Rename-AdObject
- F. Set-AdAccountControl
- G. Set-AdGroup
- H. Set-User

**Correct Answer:** C

**Section:** (none)

**Explanation**

**Explanation/Reference:**

<http://www.mustbegeek.com/install-domain-controller-in-server-2012-using-windows-powershell/>

It is the 2nd step when installing a DC by powershell on a fresh server.

**QUESTION 270**

Your network contains an Active Directory forest named contoso.com. The forest contains a child domain named corp.contoso.com. The network has Microsoft Exchange Server 2010 deployed.

You need to create a mail-enabled distribution group. Which type of group should you create?

- A. Domain local
- B. global
- C. local
- D. universal

**Correct Answer:** D

**Section:** (none)

**Explanation**

**Explanation/Reference:**

<http://technet.microsoft.com/en-us/library/bb726978.aspx>

Universal groups Groups that are used to grant permissions on a wide scale throughout a domain tree or forest. Members of global groups include accounts and groups from any domain in the domain tree or forest.

Microsoft Exchange Server 2007: Implementation and Administration

By Jim McBee, Benjamin Craig page 248:

Only universal groups should be used as mail-enabled groups.

**QUESTION 271**

Your network contains two Active Directory forests named contoso.com and adatum.com. All servers run Windows Server 2012 R2. A one-way external trust exists between contoso.com and adatum.com. Adatum.com contains a universal group named Group1. You need to prevent Group1 from being used to provide access to the resources in contoso.com. What should you do?

- A. Modify the Managed By settings of Group1.

- B. Modify the Allowed to Authenticate permissions in adatum.com.
- C. Change the type of Group1 to distribution
- D. Modify the name of Group1.

**Correct Answer:** B

**Section:** (none)

**Explanation**

**Explanation/Reference:**

\* Accounts that require access to the customer Active Directory will be granted a special right called Allowed to Authenticate. This right is then applied to computer objects (Active Directory domain controllers and AD RMS servers) within the customer Active Directory to which the account needs access.

\* For users in a trusted Windows Server 2008 or Windows Server 2003 domain or forest to be able to access resources in a trusting Windows Server 2008 or Windows Server 2003 domain or forest where the trust authentication setting has been set to selective authentication, each user must be explicitly granted the Allowed to Authenticate permission on the security descriptor of the computer objects (resource computers) that reside in the trusting domain or forest.

**QUESTION 272**

You have a server named Server1. Server1 runs Windows Server 2012 R2 and is located in a perimeter network. You need to configure a custom connection security rule on Server1. The rule must encrypt network communications across the Internet to a computer at another company. Which authentication method should you configure in the connection security rule?

- A. Advanced
- B. User (Kerberos V5)
- C. Computer (Kerberos V5)
- D. Computer and user (Kerberos V5)
- E. Default

**Correct Answer:** A

**Section:** (none)

**Explanation**

**Explanation/Reference:**

You need to make use of Advanced authentication method to ensure that communication is encrypted over the network to the other company from your custom connection security rule on Server1

**QUESTION 273**

You have a server named Server1 that runs Windows Server 2012 R2. Server1 is a member of a workgroup. You need to ensure that only members of the Administrators group and members of a group named Group1 can log on locally to Server1. Which settings should you modify from the Local Security Policy? To answer, select the appropriate settings in the answer area.



- A.
- B.
- C.
- D.

**Correct Answer:**

**Section: (none)**

**Explanation**

**Explanation/Reference:**



UAC Is controlled by local security policy.

Computer Configuration\Windows Settings\Security Settings\Local Policies\Security Option

You can use the Local Security Policy console to modify the behavior of UAC. Start Local Security Policy (Secpol.msc) and open Security Settings\Local Policies\Security Options.

**QUESTION 274**

Your network contains two Active Directory forests named contoso.com and adatum.com.

A two-way forest trust exists between the forests.

You have custom starter Group Policy objects (GPOs) defined in contoso.com. You need to ensure that the same set of custom starter GPOs are available in adatum.com. In the table below, identify which action must be performed for the starter GPOs container in each forest. Make only one selection in two of the rows. Each correct selection is worth one point.

Action	Starter GPOs container in contoso.com	Starter GPOs container in adatum.com
Copy	<input type="radio"/>	<input type="radio"/>
Back up	<input type="radio"/>	<input type="radio"/>
Paste	<input type="radio"/>	<input type="radio"/>
Restore from backup	<input type="radio"/>	<input type="radio"/>
Import settings	<input type="radio"/>	<input type="radio"/>

- A.
- B.
- C.
- D.

**Correct Answer:**  
**Section: (none)**  
**Explanation**

**Explanation/Reference:**

Action	Starter GPOs container in contoso.com	Starter GPOs container in adatum.com
Copy	<input checked="" type="checkbox"/>	<input type="checkbox"/>
Back up	<input type="checkbox"/>	<input type="checkbox"/>
Paste	<input type="checkbox"/>	<input checked="" type="checkbox"/>
Restore from backup	<input type="checkbox"/>	<input type="checkbox"/>
Import settings	<input type="checkbox"/>	<input type="checkbox"/>

#### QUESTION 275

You work as a senior administrator at Lead2pass.com. The Lead2pass.com network consists of a single domain named Lead2pass.com. All servers on the Lead2pass.com network have Windows Server 2012 R2 installed.

You are running a training exercise for junior administrators. You are currently discussing storage pools.

Which of the following are TRUE with regards to storage pools?

- A. It allows you to group physical disks into one or more containers.
- B. It prevents you from grouping physical disks into one or more containers
- C. It allows you to easily add storage with minor impact on users.
- D. It allows you to easily add storage without impacting users.

**Correct Answer:** AD

**Section:** (none)

**Explanation**

#### Explanation/Reference:

Explanation:

A. Storage Space subsystem now virtualizes storage by abstracting multiple physical disks into a logical construct with specified capacity

D. Thin provisioning

Windows Server 2012 R2 Storage Space subsystem now virtualizes storage by abstracting multiple physical disks into a logical construct with specified capacity. The process is to group selected physical disks into a container, the so-called storage pool.

Some of the goals of Storage Spaces include the ability to:

Obtain and easily manage reliable and scalable storage with reduced cost Aggregate individual drives into storage pools that are managed as a single entity Utilize simple inexpensive storage with or without external storage 've created

Provision storage as needed from pools of storage you

Grow storage pools on demand

Use PowerShell to manage Storage Spaces for Windows 8 clients or Windows Server 2012 R2

Delegate administration by specific pool

Use diverse types of storage in the same pool: SATA, SAS, USB, SCSI Use existing tools for backup/restore as well as VSS for snapshots Designate specific drives as hot spares Automatic repair for pools containing hot spares with sufficient storage capacity to cover what was lost Management can be local, remote, through MMC, or PowerShell

Limitations:

Not supported on boot, system, or CSV volumes (Storage Spaces formatted with ReFS can't be used for a CSV)

Drives must be 10GB or larger

When you introduce a drive into a storage pool, the contents of the drive being added will be lost.

Add only un-formatted/un-partitioned drives

A simple storage pool must consist of at least one drive

A mirrored pool must have at least 2 drives. For 3-way mirroring there is an obvious need for more

Three drive minimum for using Parity

All drives in a pool must use the same sector size

Fibre-channel and iSCSI are not supported

Storage must be storport.sys compatible

Virtual disks to be used with a failover cluster that emanate from a storage pool must use the NTFS file system. ReFS or third-party file systems may be used for other purposes

Thin provisioning is an end-to-end storage provisioning solution. It requires planning for storage deployment and execution on the host and client application. Windows thin provisioning features serve as the interfaces between the thin provisioning-capable storage and the host server.

Windows thin provisioning features include thin provisioning logical unit (LUN) identification, threshold notification, handles for resource exhaustion, and space reclamation for delivering highly available and scalable storage provisioning service to end users.

Storage Spaces can virtualize storage to create what are called storage pools. A storage pool is an aggregation of unallocated space on physical disks installed in or connected to servers (These disks could be installed inside servers on your network or within just-a-bunch-of-disks (JBOD) enclosures). Storage pools are flexible and elastic, allowing you to add or remove disks from the pool as your demand for storage grows or shrinks.

Once you've created a storage pool using Storage Spaces, you can provision storage from the pool by creating virtual disks. A virtual disk behaves exactly like a physical disk except that it can span multiple physical disks within the storage pool. Virtual disks can host simple volumes or volumes with resiliency (mirroring or parity) to increase the reliability or performance of the disk. A virtual disk is sometimes called a LUN. Storage Spaces is fully remoteable and scriptable. This increases the Operational simplicity. Management is permitted through the Windows Storage Management API, WMI, and Windows PowerShell. And, Storage Spaces can be easily managed through the File Services role in Server Manager.

<http://blogs.technet.com/b/askpfeplat/archive/2012/10/10/windows-server-2012-storage-spaces-is-it-for-you-could-be.aspx>

<http://blogs.technet.com/b/yungchou/archive/2012/08/31/windows-server-2012-storage-virtualization-explained.aspx>

<http://msdn.microsoft.com/en-us/library/windows/hardware/hh770514.aspx>

<http://blogs.msdn.com/b/clustering/archive/2012/06/02/10314262.aspx>

<http://blogs.msdn.com/b/b8/archive/2012/01/05/virtualizing-storage-for-scale-resiliency-and>

#### QUESTION 276

You have a server named Server1 that runs a Server Core installation of Windows Server 2012 R2 Standard. You establish a Remote Desktop session to Server1. You need to identify which task can be performed on Server1 from within the Remote Desktop session. What should you identify?

- A. Modify the network settings by using Sconfig.
- B. Join a domain by using the System Properties
- C. Disable services by using Msconfig
- D. Install a feature by using Server Manager.

**Correct Answer:** A

**Section:** (none)

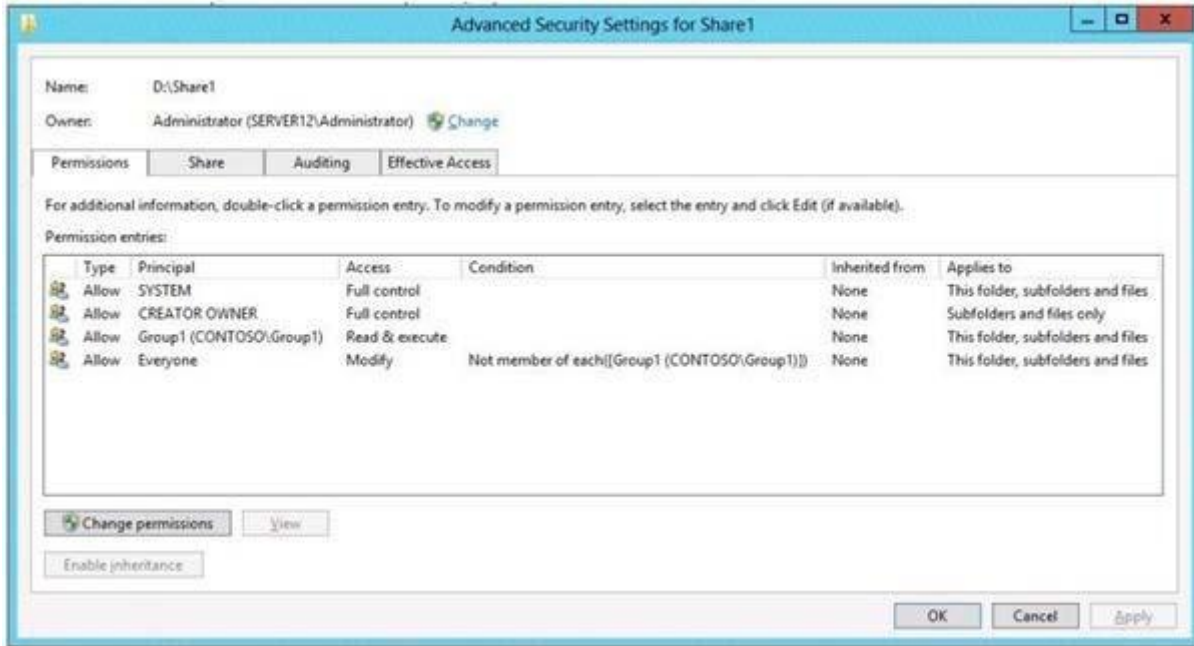
**Explanation**

**Explanation/Reference:**

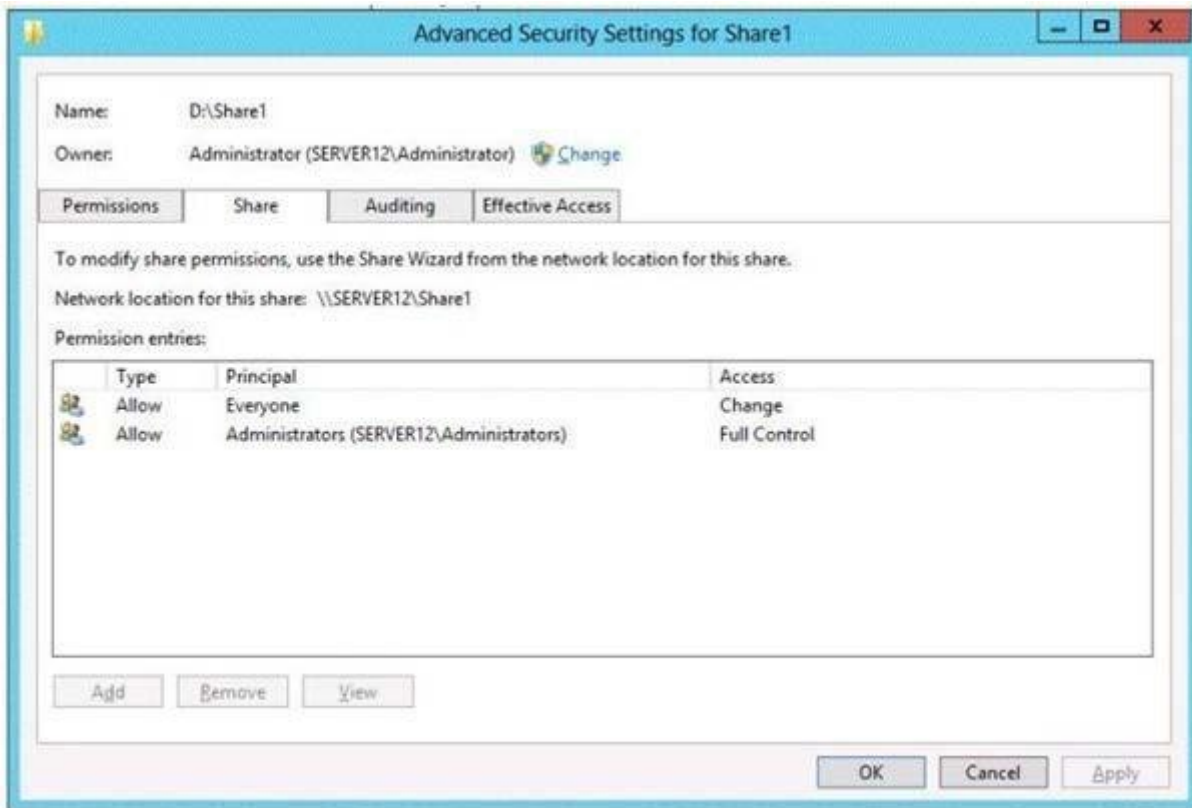
In Windows Server 2012 R2, you can use the Server Configuration tool (Sconfig.cmd) to configure and manage several common aspects of Server Core installations. You must be a member of the Administrators group to use the tool. Sconfig.cmd is available in the Minimal Server Interface and in Server with a GUI mode.

**QUESTION 277**

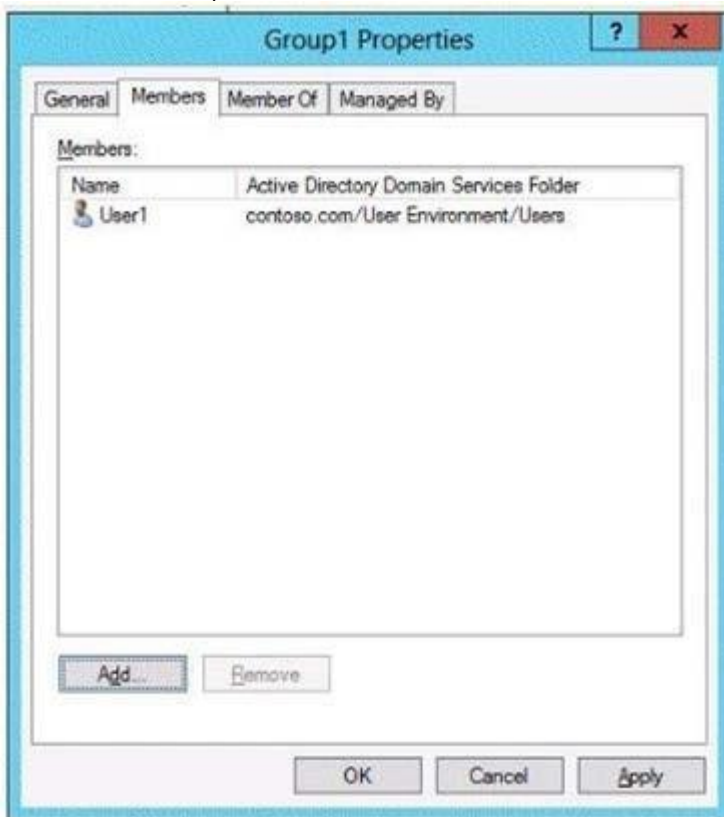
You have a shared folder named Share1. The folder permissions of Share1 are configured as shown in the Folder Permissions exhibit. (Click the Exhibit button.)



The Share permissions of Share1 are configured as shown in the Share Permissions exhibit. (Click the Exhibit button.)



You have a group named Group1. The members of Group1 are shown in the Group1 exhibit. (Click the Exhibit button.)





	Yes	No
CONTOSO\User1 will be able to delete the files in Share1.	<input type="radio"/>	
CONTOSO\User2 will be able to delete the files in Share1.	<input type="radio"/>	
CONTOSO\Administrator will be able to delete the files in Share1.	<input type="radio"/>	

- A.
- B.
- C.
- D.

**Correct Answer:**

**Section: (none)**

**Explanation**

**Explanation/Reference:**

	Yes	No
CONTOSO\User1 will be able to delete the files in Share1.	<input type="radio"/>	<input checked="" type="checkbox"/>
CONTOSO\User2 will be able to delete the files in Share1.	<input checked="" type="checkbox"/>	<input type="checkbox"/>
CONTOSO\Administrator will be able to delete the files in Share1.	<input checked="" type="checkbox"/>	<input type="checkbox"/>

**QUESTION 278**

You have two servers named Server1 and Server2 that run Windows Server 2012 R2. Server1 and Server2 are part of a workgroup. On Server1, you add Server2 to Server Manager. When you attempt to connect to Server2 from Server Manager, you receive the following error message: "Credentials not valid." You need to ensure that you can manage Server2 from Server1 by using Server Manager on Server1. What should you do?

- A. On Server 2, run the Configure-SmRemotingcmdlet
- B. On Server 1, run the Set-NetFirewallRulecmdlet
- C. On Server 1, run the Set-Item cmdlet
- D. On Server 2, install the Remote Server Administration Tools (RSAT).

**Correct Answer:** A

**Section:** (none)

**Explanation**

**Explanation/Reference:**

<http://technet.microsoft.com/en-us/library/hh921475.aspx>

To enable Server Manager remote management by using Windows PowerShell

On the computer that you want to manage remotely, do one of the following to open a Windows PowerShell session with elevated user rights.

On the Windows desktop, right-click Windows PowerShell on the taskbar, and then click Run as Administrator.

On the Windows Start screen, right-click Windows PowerShell, and then on the app bar, click Run as Administrator.

Type the following, and then press Enter to enable all required firewall rule exceptions.

Configure-SMRemoting.exe -enable

**QUESTION 279**

You work as an administrator at ABC.com. The ABC.com network consists of a single domain named ABC.com. All servers in the ABC.com domain, including domain controllers, have Windows Server 2012 R2 installed. ABC.com's user accounts are located in an organizational unit (OU), named ABCStaff. ABC.com's managers belong to a group, named ABCManagers. You have been instructed to create a new Group Policy object (GPO) that should be linked to the ABCStaffOU, but not affect ABC.com's managers. Which of the following actions should you take?

- A. You should consider removing the user accounts of the managers from the ABCStaff OU.
- B. You should consider configuring the new GPO's WMI filter.
- C. You should consider adding the user accounts of ABC.com's managers to the Admins group.
- D. You should consider adding the user accounts of ABC.com's managers to the localAdministrators group

**Correct Answer:** A

**Section:** (none)

**Explanation**

**Explanation/Reference:**

**QUESTION 280**

Your network contains an Active Directory domain named contoso.com. The domain contains a server named Server1. Server1 runs Windows Server 2012 R2 and has the HyperV server role installed. You need to log the amount of system resources used by each virtual machine. What should you do?

- A. From Windows PowerShell, run the Enable-VMResourceMeteringcmdlet
- B. From Windows System Resource Manager, enable Accounting.
- C. From Windows System Resource Manager, add a resource allocation policy
- D. From Windows PowerShell, run the Measure-VM cmdlet.

**Correct Answer:** A

**Section:** (none)

**Explanation**

**Explanation/Reference:**

Enable-VMResourceMetering - The Enable-VMResourceMeteringcmdlet starts collecting resourceutilization data for a virtual machine or resource pool.

<http://technet.microsoft.com/en-us/library/hh848481>

(v=wps.620).aspx

Measure-VM - The Measure-VM cmdlet reports data on processor usage, memory usage, network traffic, and disk capacity for one or more virtual machines.

<http://technet.microsoft.com/en-us/library/hh848471>

**QUESTION 281**

You run a Windows 2012 R2 Hyper-V Role Server, you need to shrink the size of files.vhd( 200GB ). Using the Edit Virtual Disk Wizard what option should you choose

- A. Compact
- B. Shrink
- C. Resize
- D. Convert

**Correct Answer: D**

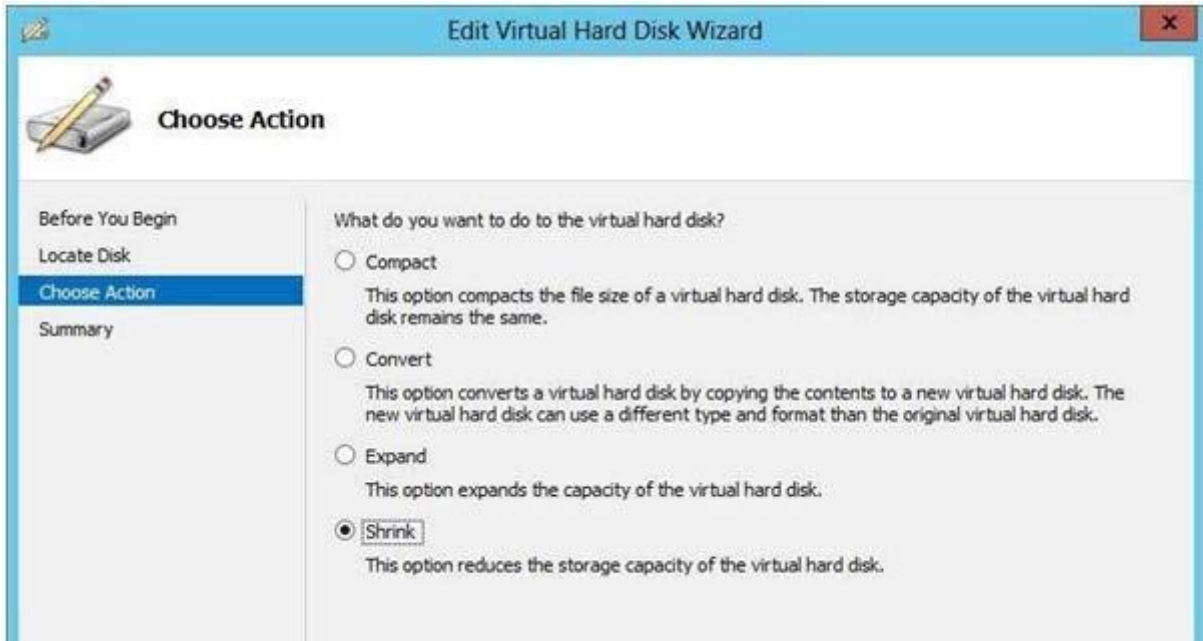
**Section: (none)**

**Explanation**

**Explanation/Reference:**

After converting a dynamically expanding VHD to the VHDX format, a new Shrink menu option becomes available in the Hyper-V UI as shown.

VHDX format VHDs only expose the Shrink option when there is free space in the VHDX file to reclaim



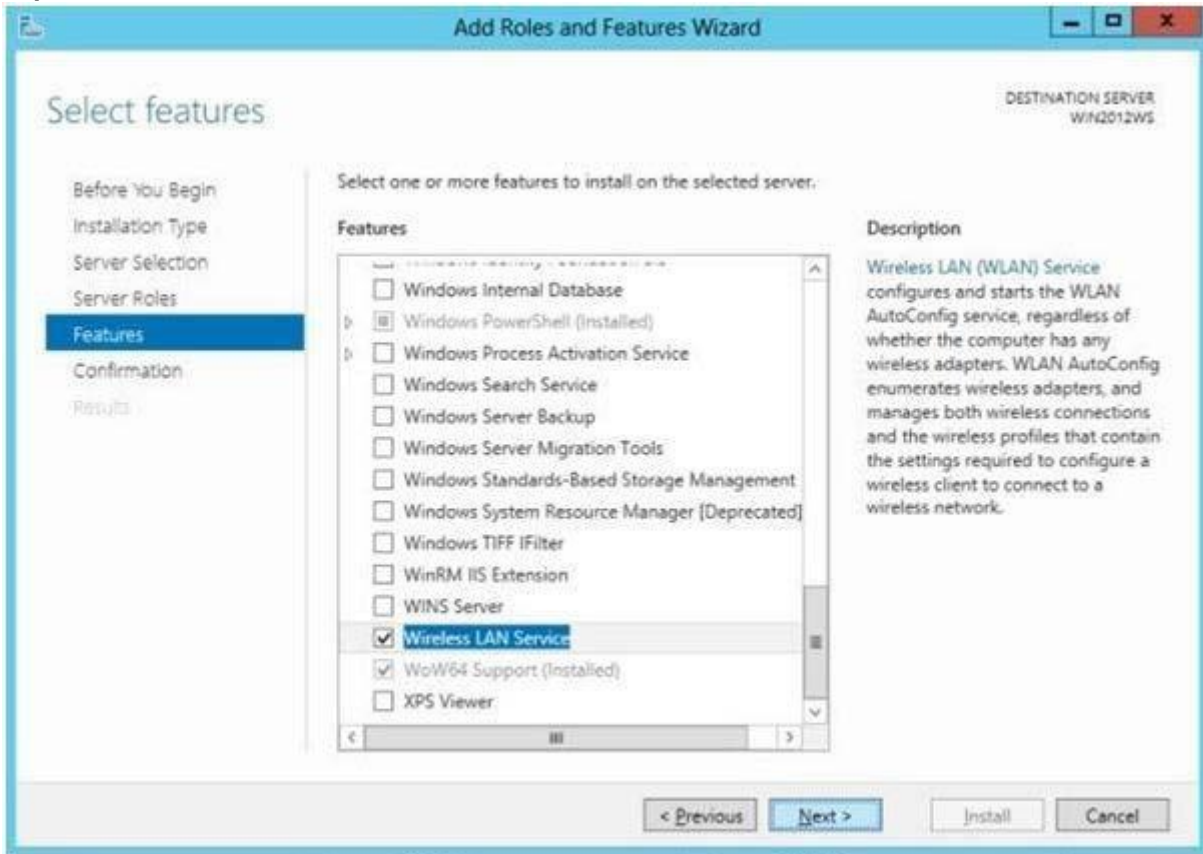
**QUESTION 282**

A laptop with server 2012 R2 OS, you need to ensure that server 2012 R2 can use wireless network adapter. What should you do first?

- A. use server manager to install the Wireless Lan Service Role
- B. use server manager to install the Wireless Network Role
- C. use server manager to install the Wireless Lan Service Feature
- D. use server manager to install the Wireless Network Feature

**Correct Answer:** C  
**Section:** (none)  
**Explanation**

**Explanation/Reference:**



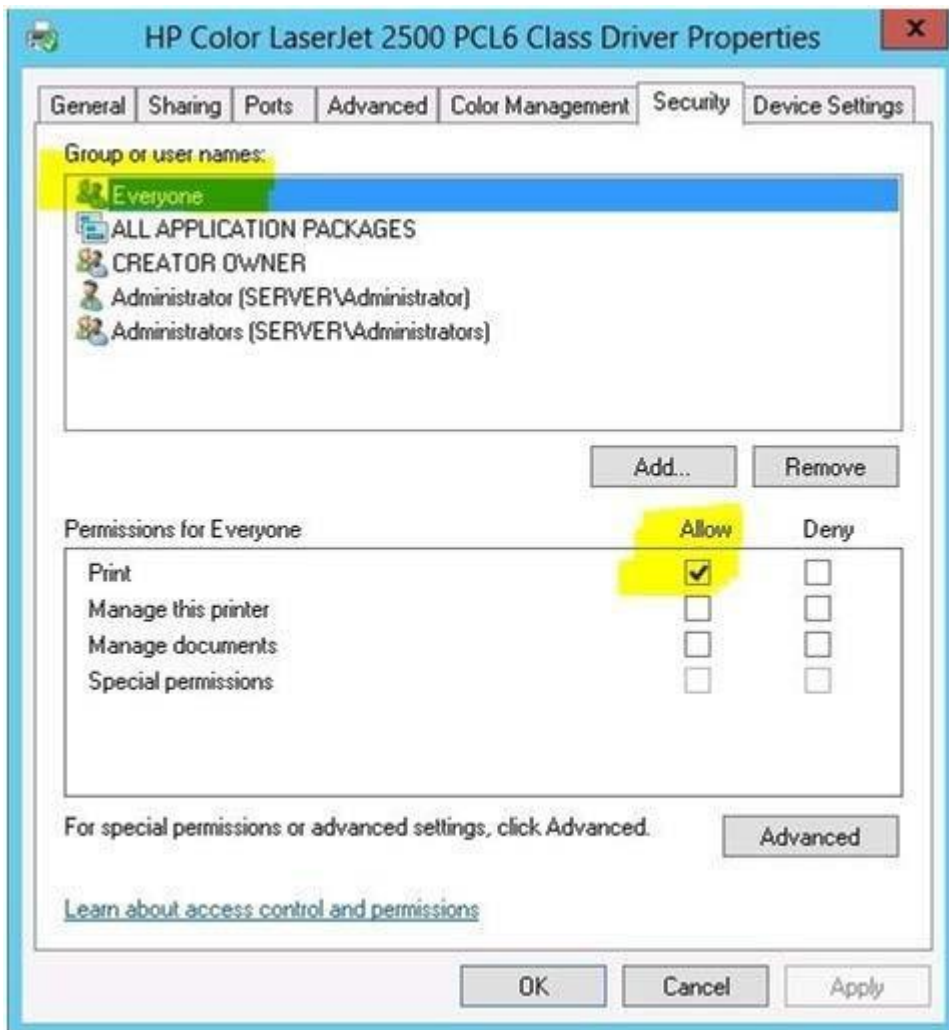
**QUESTION 283**

You only want to share a printer with Group1, administrators, central owner and operators. (pick 2 answers)

- A. Add permissions to Group1
- B. Remove permissions from administrators
- C. Add permissions to operators
- D. Add permissions to Central Owner
- E. Remove permissions from everyone

**Correct Answer:** AE  
**Section:** (none)  
**Explanation**

**Explanation/Reference:**



**QUESTION 284**

You run a Windows 2012 R2 Hyper-V Role Server, you need to shrink the size of files.vhd. Which powershellcmdlet option you should run first?

- A. Dismount-VHD
- B. Mount-VHD
- C. Resize-VHD
- D. Convert-VHD

**Correct Answer: D**

**Section: (none)**

**Explanation**

**Explanation/Reference:**

Correct Answer: Convert, as .vhd don't support shrink. Convert-VHD - Converts the format, version type, and block size of a virtual hard disk file. Convert-VHD - Path c:\test\files.vhd - DestinationPath c:\test\testvhdx.vhdx The Resize-VHD cmdlet resizes a virtual hard disk. This cmdlet lets you shrink or expand the size of a virtualhard disk, but the shrink operation is allowed only on VHDX virtual hard disks. The shrink operation fails ifit would shrink the virtual disk to less than its minimum size (available through the VHDX object's MinimumSizeproperty). After converting a dynamically expanding VHD to the VHDX format, a new Shrink menu option becomesavailable in the Hyper-V UI as shown. VHDX format VHDs only expose the Shrink option when there is free space in the VHDX file to reclaim

**QUESTION 285**

Server1 runs Windows Server 2012 R2 and is installed as an FTP server. Client use App1 to connect to Server1 for FTP. App1 use TCP port 21 for control and a dynamic port for data. You have allowed port 21 in firewall. What you should next do to allow clients to use App1 to connect to server1 using ftp.

- A. At Server1 allow firewall rule of outbound
- B. At Server1 allow firewall rule of inbound
- C. netshadvfirewalldomainprofile state off
- D. netshadvfirewall set global StatefulFtp enable

**Correct Answer:** D

**Section:** (none)

**Explanation**

**Explanation/Reference:**

Set global statefulftp Configures how Windows Firewall with Advanced Security handles FTP traffic that uses an initial connection on one port to request a data connection on a different port. This affects both active and passive FTP.

**QUESTION 286**

You have a Server Core 2012 installation and all roles and features removed. The server does not have access to Windows Update. You mount the network volume containing the installation files for Server 2012. You need to install DNS and DHCP server role. Which directory do you reference for installing?



- A.
- B.
- C.
- D.

**Correct Answer:**  
**Section: (none)**  
**Explanation**

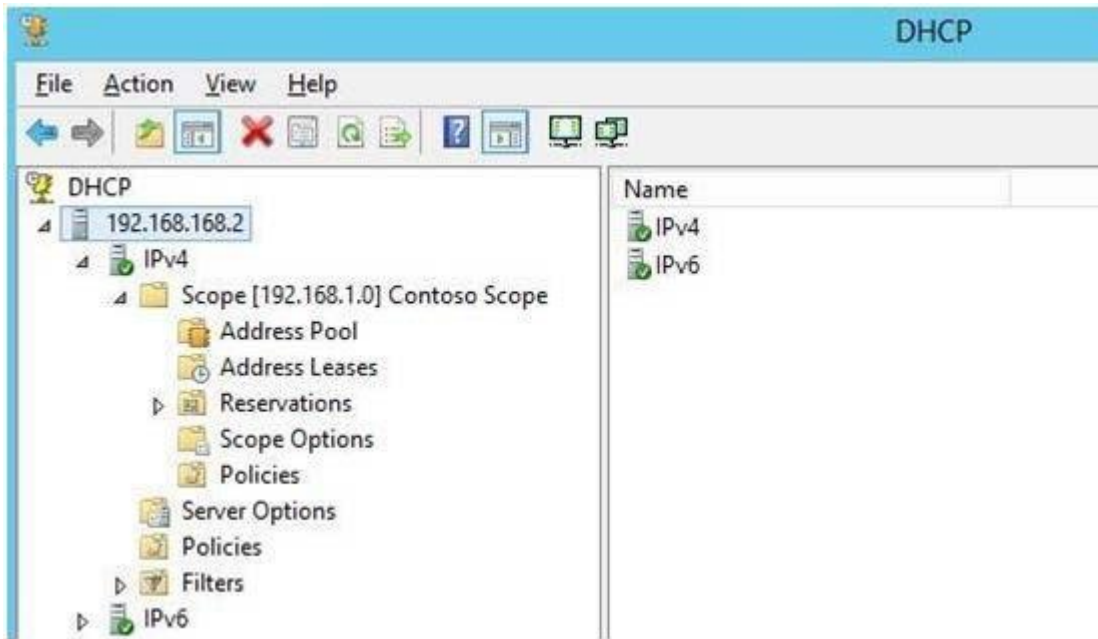
**Explanation/Reference:**



**QUESTION 287**

You run a Windows Server 2012 R2 and implementing 3 new printers in a warehouse. You need to make an exclusion for these IP addresses within DHCP server. Select the location where you would configure at the DHCP console?

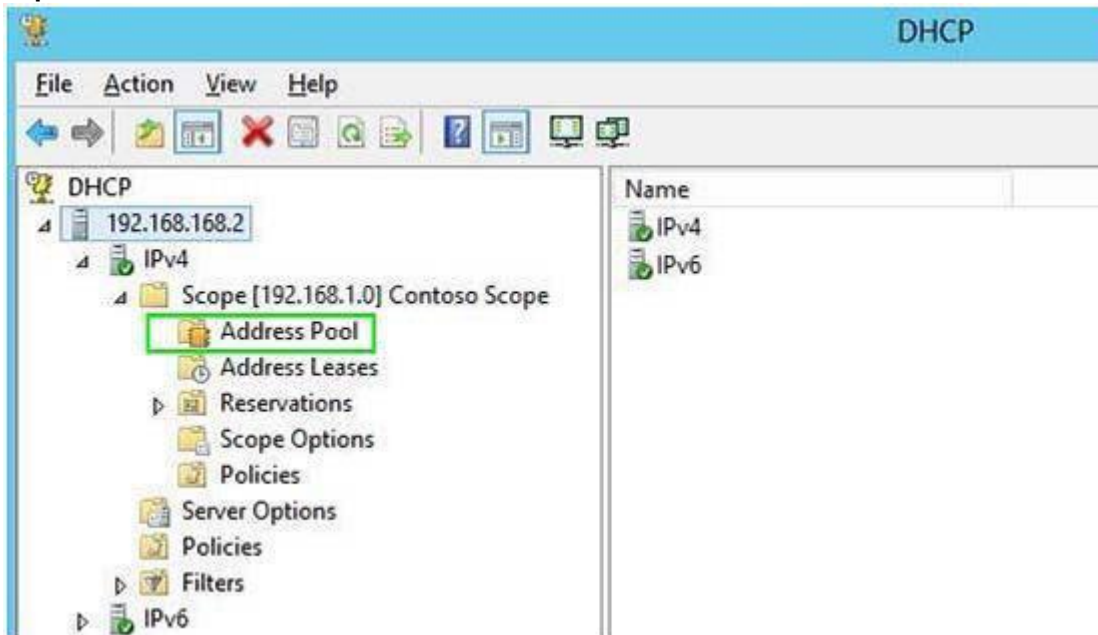




- A.
- B.
- C.
- D.

**Correct Answer:**  
**Section: (none)**  
**Explanation**

**Explanation/Reference:**



**QUESTION 288**

Server 1 and Server2 host a load-balanced Application pool named AppPool1. You need to ensure that AppPool1 uses a group Managed Service Account as its identity. Which 3 actions should you

perform?

- A. Install a domain controller that runs Windows Server 2012 R2, Run the New- ADServiceAccountcmdlet, Modify the settings of AppPool1
- B. Configure the Security settings of the contoso.com zone.
- C. Add a second legacy network adapter, and then run the Set-VMNetworkAdaptercmdlet
- D. From Windows Powershell, run Get-DNSServerDiagnostics

**Correct Answer:** A

**Section:** (none)

**Explanation**

**Explanation/Reference:**

For the application pool to use a group Managed Service account as its identity you will have to make sure that there is a domain controller where you can add the account and then modify the application pool accordingly. Thus you should use the New- ADServiceAccount on the domain controller that will create a new Active Directory service account.

#### **QUESTION 289**

A company has a forest with 4 sites. Subnets are as follows:

- MainOffice 172.16.1.0 Subnet: 255.255.255.0 Gateway 172.16.1.254
- Site1 192.168.12.0 Subnet: 255.255.255.0
- Site 2 192.168.13.0 Subnet: 255.255.255.0
- Site 3 192.168.14.0 Subnet: 255.255.255.0
- Site 4 192.168.15.0 Subnet: 255.255.255.0

You add a new server to the MainOffice and it needs to be able to communicate to all sites.

Which route command would you run?

- A. route add -p 192.168.8.0 netmask 255.255.252.0 172.16.1.254
- B. route add -p 192.168.0.0 netmask 255.255.248.0 172.16.1.254
- C. route add -p 192.168.12.0 netmask 255.255.252.0 172.16.1.254
- D. route add -p 192.168.12.0 netmask 255.255.240.0 172.16.1.254

**Correct Answer:** C

**Section:** (none)

**Explanation**

**Explanation/Reference:**

#### **QUESTION 290**

You have a server named Server1 that runs Windows Server 2012 R2. You plan to enable Hyper-V Network Visualization on Server1. You need to install the Windows Network Virtualization Filter Driver on Server1. Which Windows PowerShell cmdlet should you run?

- A. Set-NetVirtualizationGlobal
- B. Set-NetAdapterVmq
- C. Add-WindowsFeature
- D. Enable-NetAdapterBinding

**Correct Answer:** D

**Section:** (none)

**Explanation**

**Explanation/Reference:**

### QUESTION 291

Server1 runs Windows Server 2012 R2 and is installed as an FTP server. Client use App1 to connect to Server1 for FTP. App1 use TCP port 21 for control and a dynamic port for data. You have allowed port 21 in firewall. What you should next do to allow clients to use App1 to connect to server1 using ftp.

- A. At Server1 allow firewall rule of outbound
- B. At Server1 allow firewall rule of inbound
- C. Netsh advfirewall domain profile state off
- D. Netsh advfirewall set global StatefulFtp enable

**Correct Answer:**

**Section: (none)**

**Explanation**

**Explanation/Reference:**

Explanation:

Set global statefulftp

Configures how Windows Firewall with Advanced Security handles FTP traffic that uses an connection on one port to request a data connection on a different port. This affects both active and passive FTP.

### QUESTION 292

You work as an administrator at ENSUREPASS.com. The ENSUREPASS.com network consists of a single domain named ENSUREPASS.com. All servers on the ENSUREPASS.com network have Windows Server 2012 R2 installed.

You have received instructions to convert a basic disk to a GPT disk.

Which of the following is TRUE with regards to GPT disks? (Choose all that apply.)

- A. To convert a basic disk to a GPT disk, the disk must not contain any partitions or volumes.
- B. You can convert a basic disk to a GPT disk, regardless of partitions or volumes
- C. GPT is required for disks larger than 2 TB.
- D. GPT is required for disks smaller than 2 TB.
- E. The GPT partition style can be used on removable media.
- F. GPT disks make use of the standard BIOS partition table

**Correct Answer:** AC

**Section: (none)**

**Explanation**

**Explanation/Reference:**

A. For a drive to be eligible for conversion to dynamic, all basic data partitions on the drive must be contiguous

C. GPT allows a much larger partition size greater than 2 terabytes (TB) D. 2 terabytes is the limit for MBR disks.

E. Dynamic disks are not supported on portable computers, removable disks, detachable disks that use USB or IEEE 1394 interfaces

F. Windows only supports booting from a GPT disk on systems that contain Unified Extensible Firmware Interface (UEFI) boot firmware.

### QUESTION 293

Your network contains a production Active Directory forest named contoso.com and a test Active Directory forest named contoso.test. A trust relationship does not exist between the forests. In the contoso.test domain, you create a backup of a Group Policy object (GPO) named GPO1. You transfer the backup of GPO1 to a domain controller in the contoso.com domain. You need to create a GPO in contoso.com based on the settings of GPO1. You must achieve this goal by using the

minimum amount of administrative effort. What should you do?

- A. From Group Policy Management, right-click the Group Policy Objects container, and then click Manage Backups.
- B. From Group Policy Management, right-click the Starter GPOs container, and then click Manage Backups
- C. From Group Policy Management, create a new starter GPO. Right-click the new starter GPO, and then click Restore from Backup.
- D. From Group Policy Management, create a new GPO. Right-click the new GPO, and then click Import Settings
- E. From Windows PowerShell, run the Copy-GPOcmdlet and the Restore-GPOcmdlet.
- F. From Windows PowerShell, run the New-GPOcmdlet and the Import-GPOcmd
- G. From Windows PowerShell, run the New-GPOcmdlet and the Restore-GPOcmdlet
- H. From Windows PowerShell, run the Get-GPOcmdlet and the Copy-GPOcmdlet

**Correct Answer:** DF

**Section:** (none)

**Explanation**

**Explanation/Reference:**

The New-GPO cmdlet creates a new GPO with a specified name. By default, the newly created GPO is not linked to a site, domain, or organizational unit (OU). The Import-GPO cmdlet imports the settings from a GPO backup into a specified target GPO. The target GPO can be in a different domain or forest than that from which the backup was made and it does not have to exist prior to the operation. The Restore-GPO cmdlet restores a GPO backup to the original domain from which it was saved. If the original domain is not available, or if the GPO no longer exists in the domain, the cmdlet fails.

[http://technet.microsoft.com/en-us/library/cc781458\(v=WS.10\).aspx](http://technet.microsoft.com/en-us/library/cc781458(v=WS.10).aspx)

<http://technet.microsoft.com/en-us/library/hh967461.aspx>

<http://technet.microsoft.com/en-us/library/ee461050.aspx>

<http://technet.microsoft.com/en-us/library/ee461044.aspx>

<http://blogs.technet.com/b/askpfeplat/archive/2012/11/04/windows-server-2012-the-new-and-improved-group-policy-management-console.aspx>

**QUESTION 294**

Your network contains an Active Directory domain named contoso.com. The domain contains two servers named Server1 and Server2. Server1 runs Windows Server 2012 R2. Server2 runs Windows Server 2008 R2 Service Pack 1 (SP1) and has the DHCP Server server role installed. You need to manage DHCP on Server2 by using the DHCP console on Server1. What should you do first?

- A. From Server Manager on Server2, enable Windows Remote Management
- B. From a command prompt on Server2, run winrm.exe
- C. From Server Manager on Server1, install a feature.
- D. From the Microsoft Management Console on Server1, add a snap-in.

**Correct Answer:** A

**Section:** (none)

**Explanation**

**Explanation/Reference:**

How do you enable remote management.

Assuming the remote server is all set up and prepared to enter production, first, open Server Manager on the remote server. Click on the "Configure Server Manager for Remote Management" link. Select the "Enable remote management of this server from other computers". Click "Ok".

\* You can use Server Manager to manage remote servers that are running Windows Server 2008 and Windows Server 2008 R2, but the following updates are required to fully manage these older operating systems.

/ Windows Management Framework 3.0

/ Performance Updates

\* Windows Server 2008 R2, unlike Windows Server 2008 RTM, has a nice feature that allows you to remotely manage it, from another server or from a Windows 7 workstation, by using Server Manager.

\* The tasks that you can perform remotely by using Server Manager include:

View Windows automatic updating status Run Best Practices Analyzer scans on roles.

View or change Windows Firewall information

View and manage roles

Manage installed services roles

View Internet Explorer Advanced Security Configuration settings (IE ESC) Configure Windows

Error Reporting

View or change Windows Customer Experience Improvement Program (CEIP) status Reference:

Configure Remote Management in Server Manager

### QUESTION 295

Your network contains an Active Directory domain named contoso.com. The domain contains a server named Server1. Server1 runs Windows Server 2012 R2. You need to create 3-TB virtual hard disk (VHD) on Server1. Which tools should you use?

- A. Diskpart
- B. Server Manager
- C. Computer Management
- D. New-VirtualDisk
- E. Share and Storage Management
- F. File Server Resource Manager (FSRM)
- G. New-StorageSubsystemVirtualDisk
- H. New-StoragePool

**Correct Answer:** AC

**Section:** (none)

**Explanation**

#### Explanation/Reference:

The New-VirtualDisk command creates a new virtual disk in the specified storage pool. New-VirtualDisk - Creates a new virtual disk in the specified storage pool. Although the new Server Manager UI in Windows Server 2012 R2 provides a very convenient and intuitive workflow to provision and manage Storage, interaction with PowerShell is required to access many of the advanced features.

### QUESTION 296

Your network contains an Active Directory domain named contoso.com. The domain contains a server named Server1. Server1 runs Windows Server 2012 R2 and has the Hyper-V server role installed. On Server1, you create and start a virtual machine named VM1.

Setting	Configuration
Minimum RAM	2048 MB
Maximum RAM	4096 MB
Disk type	Fixed size
Disk size	100 GB

VM1 is configured as shown in the following table. You plan to create a snapshot of VM1. You need to recommend a solution to minimize the amount of disk space used for the snapshot of VM1. What should you do before you create the snapshot?

- A. Shut down VM1

- B. Decrease the Minimum RAM
- C. Decrease the Maximum RAM
- D. Configure VM1 to have a smaller virtual disk
- E. Convert disk1.vhd to a dynamically expanding disk.
- F. Run the Stop-VM cmdlet
- G. Run the Resize-VHD cmdlet
- H. Run the Convert-VHD cmdlet

**Correct Answer:** AF

**Section:** (none)

**Explanation**

**Explanation/Reference:**

Virtual machine snapshots are file-based snapshots of the state, disk data, and configuration of a virtual machine at a specific point in time.

You can take multiple snapshots of a virtual machine, even while it is running. You can then revert the virtual machine to any of the previous states by applying a snapshot to the virtual machine.

Taking a snapshot of a VM is to in essence freeze the current state and make it a parent disk based on current state, and at the same time create a child disk to capture all subsequent changes. - See more at:

Snapshots require adequate storage space. Snapshots are stored as .avhd files in the same location as the virtual hard disk. Taking multiple snapshots can quickly consume a large amount of storage space.

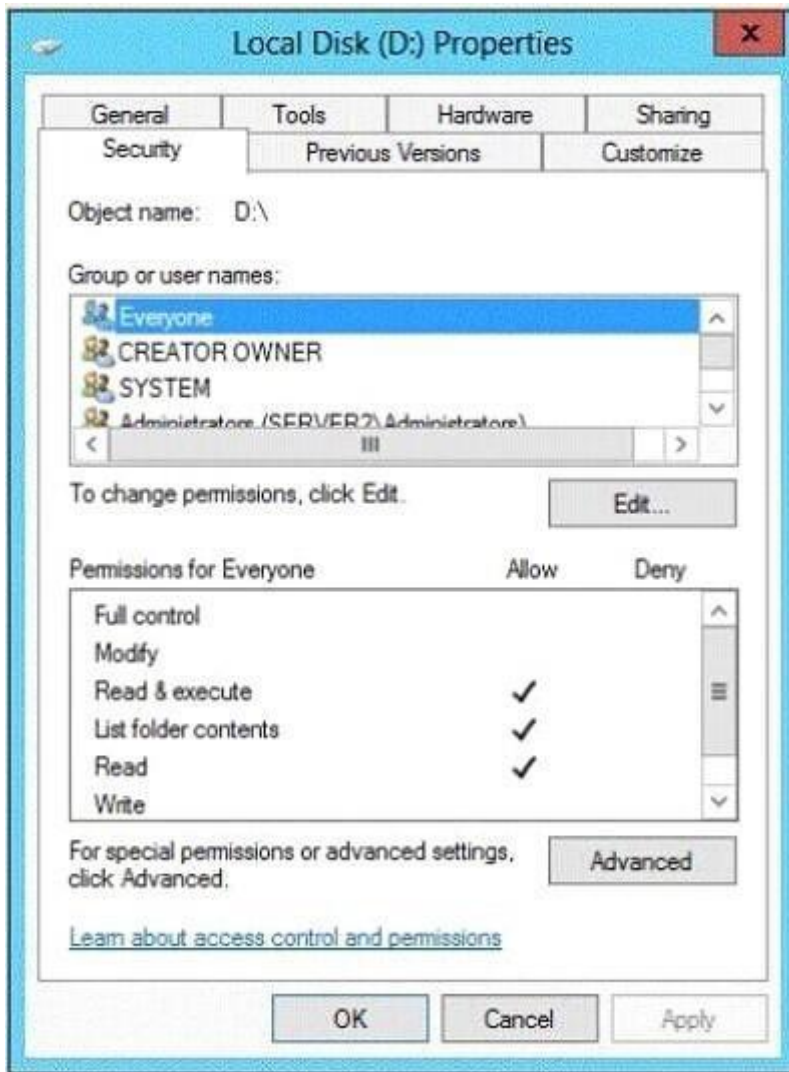
When you use Hyper-V Manager to delete a snapshot, the snapshot is removed from the snapshot tree but the .avhd file is not deleted until you turn off the virtual machine. Each snapshot introduces a parent-child dependency of the runtime environment when the snapshot was taken, and over time a series of backups will result in a multi-level hierarchy of snapshots with nested parent-child dependencies.

When you have systems that are required to be up and running 24/7 it basically throws away any use that snapshots have. It seems somewhat ridiculous that you have to bring a system down to delete the snapshot when one of the reasons you created the snapshot was to help reduce downtime in case something goes wrong. It is even more ridiculous that if you don't power down your system and wait for the vhd to merge, the snapshot will continue to grow until the system comes crashing down due to a lack of disk space!

(Microsoft does not recommend snapshots for production environments)

**QUESTION 297**

You have a server named Server1 that runs Windows Server 2012 R2. A network technician installs a new disk on Server1 and creates a new volume. The properties of the new volume. You need to ensure that you can restore files on volume D by using the Previous Versions tab. What should you do first?



- A. Convert the disk to a dynamic disk.
- B. Format volume D
- C. Install the File Server Resource Manager role service
- D. Run the convert.exe command

**Correct Answer:** B

**Section:** (none)

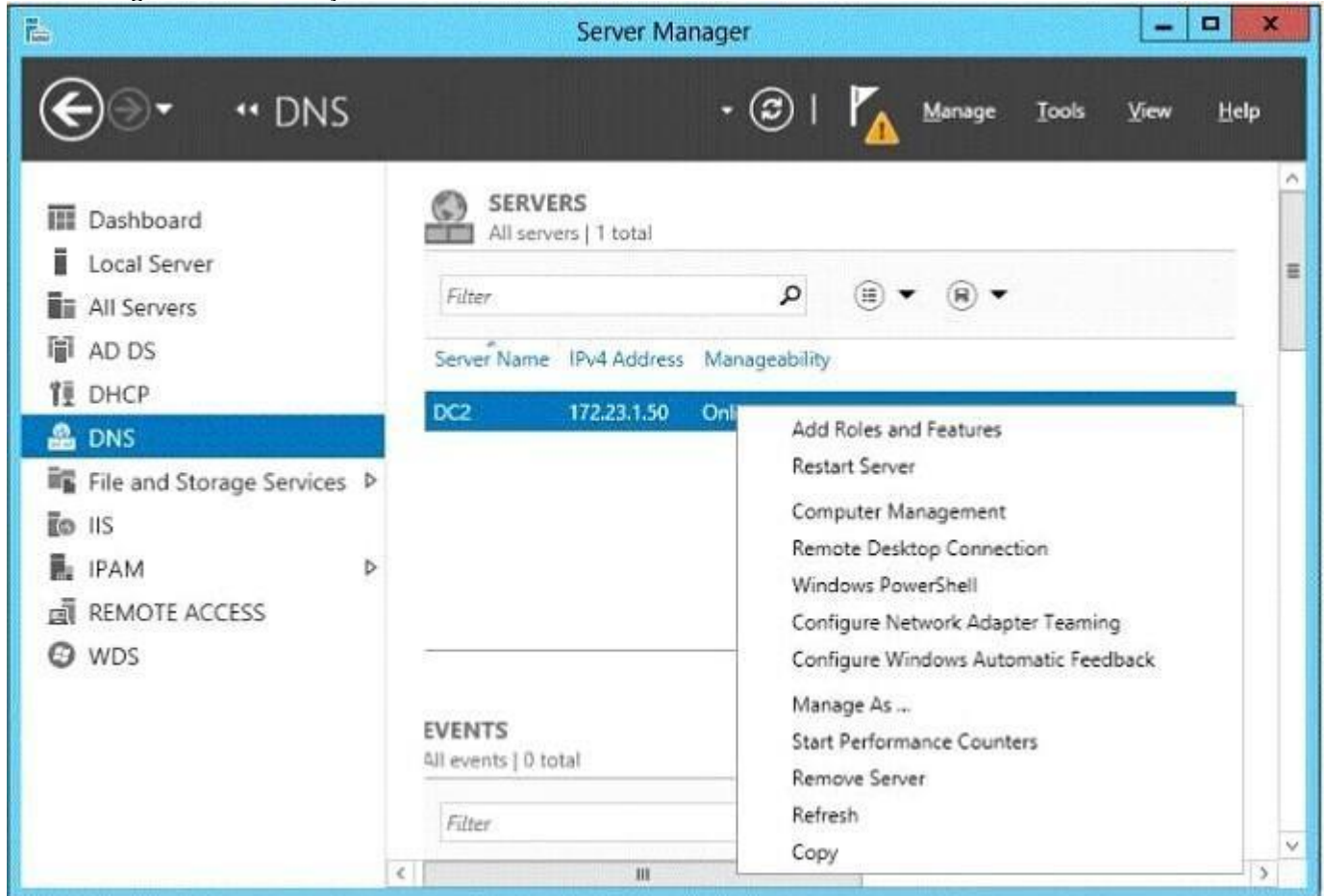
**Explanation**

**Explanation/Reference:**

Shadow Copies for Shared Folders is activated at the volume level. The volume to be enabled for shadow copies must use NTFS and can be saved either on a basic disk or a dynamic disk. Assigning a drive letter to the volume is optional; an NTFS volume with shadow copy enabled can be mounted as a folder on another NTFS volume. You can only enable Shadow Copies of Shared Folders on a per-volume basis; that is, you cannot select specific shared folders and files on a volume to be copied or not copied. By default, the shadow copies will be stored on the volume that is being copied (the source volume). If you have more than one drive available on your server, you should use a separate volume on another disk to store the shadow copies. This eliminates the possibility that high input/output (I/O) load will cause shadow copies to be deleted. This is the recommended configuration for heavily used file servers.

### QUESTION 298

Your network contains an Active Directory domain named contoso.com. The domain contains a member server named Server1 and a domain controller named DC2. All servers run Windows Server 2012 R2. All domain controllers are configured as DNS servers. On Server1, you open Server Manager and you add DC2 as another server to manage. From Server Manager on Server2, you right-click DC2. You need to ensure that when you right-click DC2, you see the option to run DNS Manager. What should you do?



- A. In the domain, add Server1 to the DNS Admins group.
- B. On DC2 and Server1, run winrmquickconfig.
- C. On DC2, install the Feature Administration Tools.
- D. On Server1, install the Role Administration Tools

**Correct Answer:** D

**Section:** (none)

**Explanation**

#### **Explanation/Reference:**

Explanation:

If you have installed Windows Server 2012 R2 Roles and Features using PowerShell or remote server admin tools or new multi server manager console, you will see that the management tools are missing from the server on which you just have enabled the role or feature. This is because Microsoft has provided more granular control on what is installed on the Windows Server 2012 R2. As an administrator we have choice to include or not to include management tools while installing the Roles and Features we choose.

The goal for Windows Server 2012 administration is to manage remotely from Windows Server 2012 box that will act as the management host for all servers and will be accessed by all the IT



administrators.

Typically, when a role is installed, the associated administration tools are also installed. However, sometimes you simply need to add additional administrative tools.

### QUESTION 299

Your network contains an Active Directory domain named contoso.com. The domain contains a server named Server 1. Server1 runs Windows Server 2012 R2. You need to create 3-TB virtual hard disk (VHD) on Server1. Which tool should you use?

- A. New-StorageSubsystemVirtualDisk
- B. Share and Storage Management
- C. Computer Management
- D. File Server Resource Manager (FSRM)

**Correct Answer: C**

**Section: (none)**

**Explanation**

#### Explanation/Reference:

For other questions to create a VHD (file) you can use computer management.

- Share and storage management (2008 only)
- New-storagesubsystemVirtualDisk (this is a virtual disk, NOT a virtual hard disk)
- Server Manager (you would use this to create virtual disks, not virtual hard disks)

### QUESTION 300

Your network contains an Active Directory domain named contoso.com. The domain contains a server named Server1. Server1 runs Windows Server 2012 R2 and has the Hyper-V server role installed. On Server1, you create and start a virtual machine named VM1. VM1 is configured as shown in the following table.

Setting	Configuration
Minimum RAM	2048 MB
Maximum RAM	4096 MB
Disk type	Fixed size
Disk size	100 GB

You need to recommend a solution to minimize the amount of disk space used for the snapshot of VM1. What should you do before you create the snapshot

- A. Convert disk1.vhd to a dynamically expanding disk.
- B. Shutdown VM1.
- C. Decrease the Minimum RAM.
- D. Decrease the Maximum RAM

**Correct Answer: B**

**Section: (none)**

**Explanation**

#### Explanation/Reference:

Correct Answer: B

Explanation:

Original answer is A.

But the correct answer is B.

Was the VM running when you took the snapshot?

Here is a big one. If the VM was running the VM can be restored to that previously running state.

Thus all that occupied memory space must be saved as well. Now, not only is the disk (potentially)

using more storage, but the SQL instance in the VM was set to use 2Gb of RAM, and all of that memory space must be saved as well.

**QUESTION 301**

Your network contains an Active Directory domain named contoso.com. Computer accounts for the marketing department are in an organizational unit (OU) named Departments\Marketing\Computers. User accounts for the marketing department are in an OU named Departments\Marketing\Users. Marketing users can only log on to the client computers in the Departments\Marketing\Computers OU.

You need to apply an application control policy to all of the marketing users. Which Group Policy Object (GPO) should you configure? To answer, select the appropriate GPO in the answer area.



- A.
- B.
- C.
- D.

**Correct Answer:**

**Section: (none)**

**Explanation**

**Explanation/Reference:**



### QUESTION 302

You have a file server named Server1 that runs Windows Server 2012 R2. Server1 contains a folder named Folder1. You share Folder1 as Share1 by using Advanced Sharing. Access-based enumeration is enabled. Share1 contains an application named Appl.exe. You configure the NTFS permissions on Folder1 as shown in the following table.

Group name	NTFS permission
Group1	Read & Execute
Group2	Read & Execute, Write

The members of Group2 report that they cannot make changes to the files in Share1. The members of Group1 and Group2 run Appl.exe successfully. You need to ensure that the members of Group2 can edit the files in Share1. What should you do?

- A. Edit the Share permissions
- B. Disable access-based enumeration.
- C. Replace the NTFS permissions on all of the child objects
- D. Edit the NTFS permissions.

**Correct Answer:** A

**Section:** (none)

## Explanation

### Explanation/Reference:

Suppose you've shared a folder on a Windows Server 2012 R2 system and you've created the share as a readonlyshare, but the NTFS permissions for the folder are Full Control for the Everyone group. When conflicts like this arise between share and NTFS permissions, the most restrictive permission set wins out.

There are a number of additional settings that you can enable for the share. ABE allows users to see just the files and folders to which they have been granted access and not even be able to see that other items exist.

<http://blogs.technet.com/b/keithmayer/archive/2012/10/21/ntfs-shared-folders-a-whole-lot-easier-in-windows-server-2012.aspx>

<http://www.techrepublic.com/blog/networking/how-to-share-a-folder-in-windows-server-2012/6057>

<http://www.techrepublic.com/blog/networking/windows-server-2012-tips-for-setting-share-vs-ntfs-permissions/6204>

### QUESTION 303

Your network contains an Active Directory domain named adatum.com. The domain contains the servers shown in the following table.

Server name	Operating system	Configuration
DC1	Windows Server 2012	Domain controller
DC2	Windows Server 2008 R2 Service Pack 1 (SP1)	Domain controller
Server1	Windows Server 2008 R2 Service Pack 1 (SP1)	File server
Server2	Windows Server 2012	File server

You need to ensure that you can use Server Manager on DC1 to manage DC2. Which two tasks should you perform? (Each correct answer presents part of the solution. Choose two.)

- A. Install Microsoft .NET Framework 4 on DC2.
- B. Install Remote Server Administration Tools on DC1
- C. Install Remote Server Administration Tools on DC2
- D. Install Windows Management Framework 3.0 on DC2.

**Correct Answer:** AD

**Section:** (none)

**Explanation**

**Explanation/Reference:**

### QUESTION 304

You have a server named Server1 that runs a Server Core installation of Windows Server 2012 R2. Server1 is configured to obtain an IPv4 address by using DHCP. You need to configure the IPv4 settings of the network connection on Server1 as follows:

- IP address: 10.1.1.1
- Subnet mask: 255.255.240.0
- Default gateway: 10.1.1.254

What should you run?

- A. Set-NetIPInterface
- B. netcfg.exe
- C. New-NetIPAddress
- D. msconfig.exe

**Correct Answer:** C

**Section:** (none)

**Explanation**

**Explanation/Reference:**

A. The Set-NetIPAddress cmdlet modifies IP interface properties such as is DHCP, IPv6 neighbor discovery settings, router settings and Wake on LAN (WoL) settings. The NetIPAddress object is automatically created by the computer and thus the NetIPAddress object has no New or Remove verbs.

C. The New-NetIPAddress cmdlet creates IP address and the configuration properties of that IP address. To create a specific IP address object, the required parameters include an IP address (IPv4 or IPv6) and an interface (InterfaceIndex or InterfaceAlias). It is also recommended to define the prefix length, also known as a subnet mask, and default gateway. If DHCP is enabled on the interface to which this cmdlet is configured to, then DHCP will automatically be disabled

```
Administrator: Windows PowerShell
PS C:\Users\Administrator> Get-NetIPConfiguration -InterfaceAlias "Ethernet 2"

InterfaceAlias      : Ethernet 2
InterfaceIndex      : 22
InterfaceDescription : Microsoft Hyper-V Network Adapter #2
NetProfile.Name     : home.local
IPv4Address         : 169.254.217.21
IPv4DefaultGateway  :
DNSServer           :

PS C:\Users\Administrator> New-NetIPAddress -InterfaceAlias "Ethernet 2" -AddressFamily
prefixLength 24 -Type Unicast -defaultGateway 192.168.1.1

IPAddress          : 192.168.1.199
InterfaceIndex     : 22
InterfaceAlias     : Ethernet 2
AddressFamily      : IPv4
Type               : Unicast
PrefixLength       : 24
PrefixOrigin       : Manual
SuffixOrigin       : Manual
AddressState       : Tentative
ValidLifetime      : Infinite <[TimeSpan]::MaxValue>
PreferredLifetime  : Infinite <[TimeSpan]::MaxValue>
SkipAsSource       : False
PolicyStore        : ActiveStore

IPAddress          : 192.168.1.199
InterfaceIndex     : 22
InterfaceAlias     : Ethernet 2
AddressFamily      : IPv4
Type               : Unicast
PrefixLength       : 24
PrefixOrigin       : Manual
SuffixOrigin       : Manual
AddressState       : Invalid
ValidLifetime      : Infinite <[TimeSpan]::MaxValue>
PreferredLifetime  : Infinite <[TimeSpan]::MaxValue>
SkipAsSource       : False
PolicyStore        : PersistentStore

PS C:\Users\Administrator> Get-NetIPConfiguration -InterfaceAlias "Ethernet 2"

InterfaceAlias      : Ethernet 2
InterfaceIndex      : 22
InterfaceDescription : Microsoft Hyper-V Network Adapter #2
NetProfile.Name     : home.local
IPv4Address         : 192.168.1.199
IPv4DefaultGateway  : 192.168.1.1
DNSServer           :
```

### QUESTION 305

You work as an administrator at ENSUREPASS.com. The ENSUREPASS.com network consists of a single domain named ENSUREPASS.com. All servers on the ENSUREPASS.com network have Windows Server 2012 installed.

You are in the process of installing a Server Core installation of Windows Server 2012 on a new ENSUREPASS.com server, named ENSUREPASS-SR13.

Which of the following is TRUE with regards to a installing a Server Core installation of Windows Server 2012? (Choose all that apply.)

- A. The Server Graphical Shell is installed, but not enabled

- B. Server roles can be configured locally via the command prompt using Windows PowerShell.
- C. Server roles can be configured locally via Server Manager
- D. You are able to access the Microsoft Management Console locally
- E. The Desktop Experience is not available

**Correct Answer:** BE

**Section:** (none)

**Explanation**

**Explanation/Reference:**

A. There is no Windows shell and very limited GUI functionality B. The Server Core interface is a command prompt with PowerShell support.

C. Only Remotely using Server Manager

D. Microsoft Management Console is not available locally

E. Desktop Experience is not available

Server Core is a minimal server installation option for computers running on the operating system. Server Core provides a low-maintenance server environment with limited functionality.

The minimal nature of Server Core creates limitations:

There is no Windows shell and very limited GUI functionality. The Server Core interface is a command prompt with PowerShell support.

There is limited MSI support (unattended mode only).

Server Graphical Shell is not installed

Microsoft Management Console: not available locally.

Desktop Experience: not available.

<http://msdn.microsoft.com/en-us/library/windows/desktop/hh846323%28v=vs.85%29.aspx>

<http://technet.microsoft.com/en-us/library/hh831786.aspx>

<http://technet.microsoft.com/en-us/library/jj574205.aspx>

<http://technet.microsoft.com/en-us/library/ee441255%28v=ws.10%29.aspx>

**QUESTION 306**

Your network contains an Active Directory domain named contoso.com. The network contains a DHCP server named DHCP1. You add a new network segment to the network. On the new network segment, you deploy a new server named Server1 that runs Windows Server 2012 R2. You need to configure Server1 as a DHCP Relay Agent. Which server role should you install on Server1? To answer, select the appropriate role in the answer area.



# Select server roles

Before You Begin

Installation Type

Server Selection

**Server Roles**

Features

Confirmation

Results

Select one or more roles to install.

## Roles

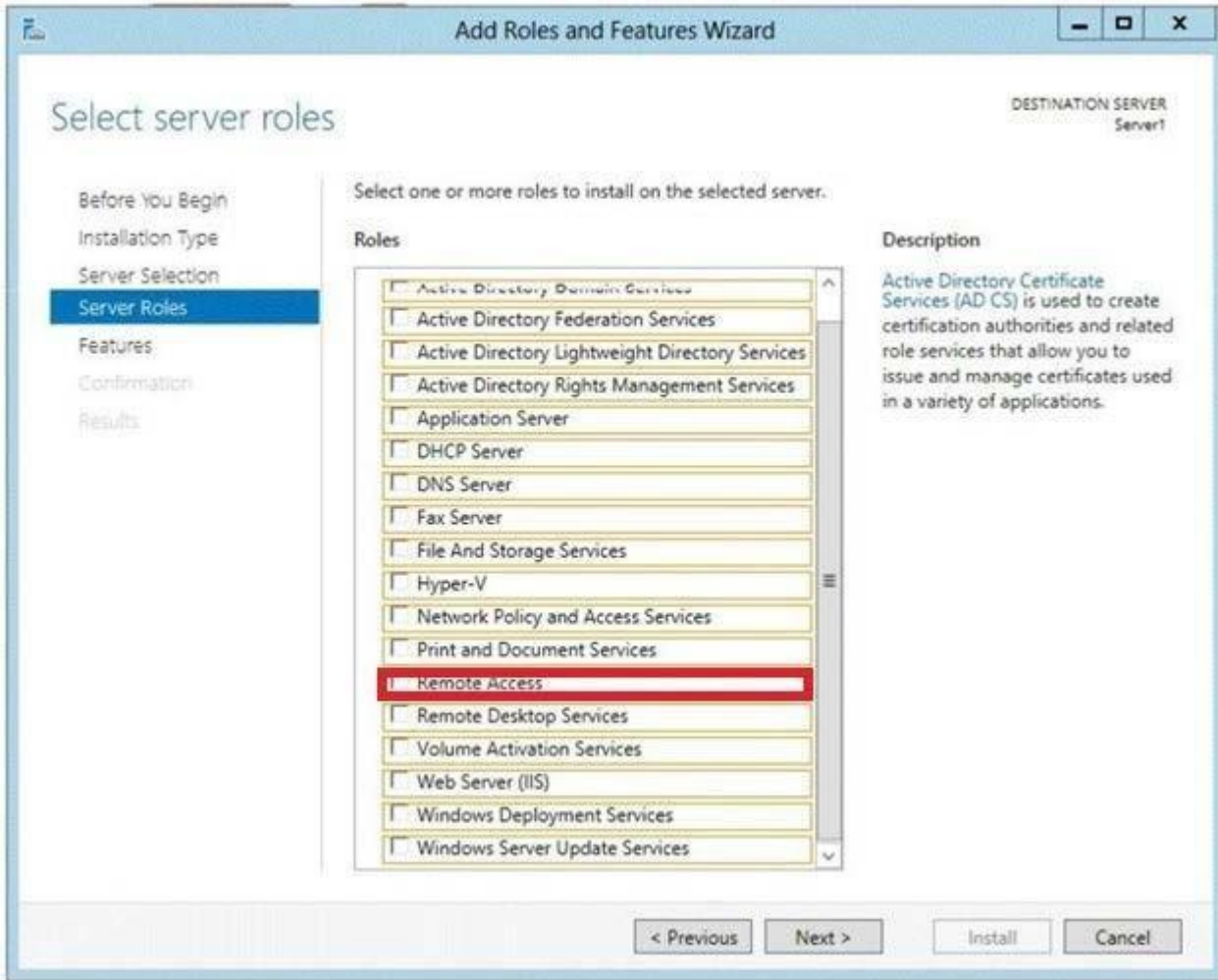
- Active Directory Domain Services
- Active Directory Federation Services
- Active Directory Lightweight Directory Services
- Active Directory Rights Management Services
- Application Server
- DHCP Server
- DNS Server
- Fax Server
- File And Storage Services
- Hyper-V
- Network Policy and Access Services
- Print and Document Services
- Remote Access
- Remote Desktop Services
- Volume Activation Services
- Web Server (IIS)



- A.
- B.
- C.
- D.

**Correct Answer:**  
**Section: (none)**  
**Explanation**

**Explanation/Reference:**



**QUESTION 307**

You have a server named Server1 that runs Windows Server 2012 R2. You need to create a new volume on Server1. The new volume must have the following configurations:

- Be stored on a new virtual hard disk
- Be assigned the drive letter G
- Have the NTFS file system

In which order should you run the Diskpart commands?

To answer, move all the Diskpart commands from the list of commands to the answer area and arrange them in the correct order.

Diskpart Commands	Answer Area
create vdisk	
attach vdisk	
assign	
format	
create partition	

- A.
- B.
- C.
- D.

**Correct Answer:**

**Section: (none)**

**Explanation**

**Explanation/Reference:**

Diskpart Commands	Answer Area
create vdisk	create vdisk
attach vdisk	attach vdisk
assign	create partition
format	assign
create partition	format

```

C:\>DISKPART

Microsoft DiskPart version 6.1.7815
Copyright (C) 1999-2008 Microsoft Corporation.
On computer: aviraj

DISKPART> CREATE VDISK FILE="c:\win7\win7.vhdx" MAXIMUM=200000
DiskPart successfully created the virtual disk file.
DISKPART> SELECT VDISK FILE="c:\win7\win7.vhdx"
DiskPart successfully opened the virtual disk file.
DISKPART> ATTACH VDISK
DiskPart successfully attached the virtual disk file.
DISKPART> CREATE PARTITION PRIMARY
DiskPart succeeded in creating the specified partition.
DISKPART> ASSIGN LETTER=X
DiskPart successfully assigned the drive letter or mount point.
DISKPART> FORMAT QUICK LABEL=Windows7
    100 percent completed
DiskPart successfully formatted the volume.
DISKPART> EXIT

```

#### QUESTION 308

Your network contains an Active Directory domain named contoso.com. The domain contains a server named Server1 that runs Windows Server 2012 R2. You create a new inbound rule by using Windows Firewall with Advanced Security. You need to configure the rule to allow Server1 to accept unsolicited inbound packets that are received through a network address translation (NAT) device on the network. Which setting in the rule should you configure?

- A. Edge traversal
- B. Authorized computers
- C. Interface types
- D. Remote IP address

**Correct Answer:** A

**Section:** (none)

**Explanation**

#### Explanation/Reference:

Edge traversal - This indicates whether edge traversal is enabled (Yes) or disabled (No). When edge traversal is enabled, the Application, service, or port to which the rule applies is globally addressable and accessible from outside a network address translation (NAT) or edge device.

#### QUESTION 309

Your network contains an Active Directory domain named contoso.com. The domain contains a server named Server1. Server1 runs Windows Server 2012 R2. You need to create a 3-TB virtual hard disk (VHD) on Server1. Which tool should you use?

- A. File Server Resource Manager (FSRM)
- B. New-StoragePool
- C. Diskpart
- D. Share and Storage Management

**Correct Answer:** C

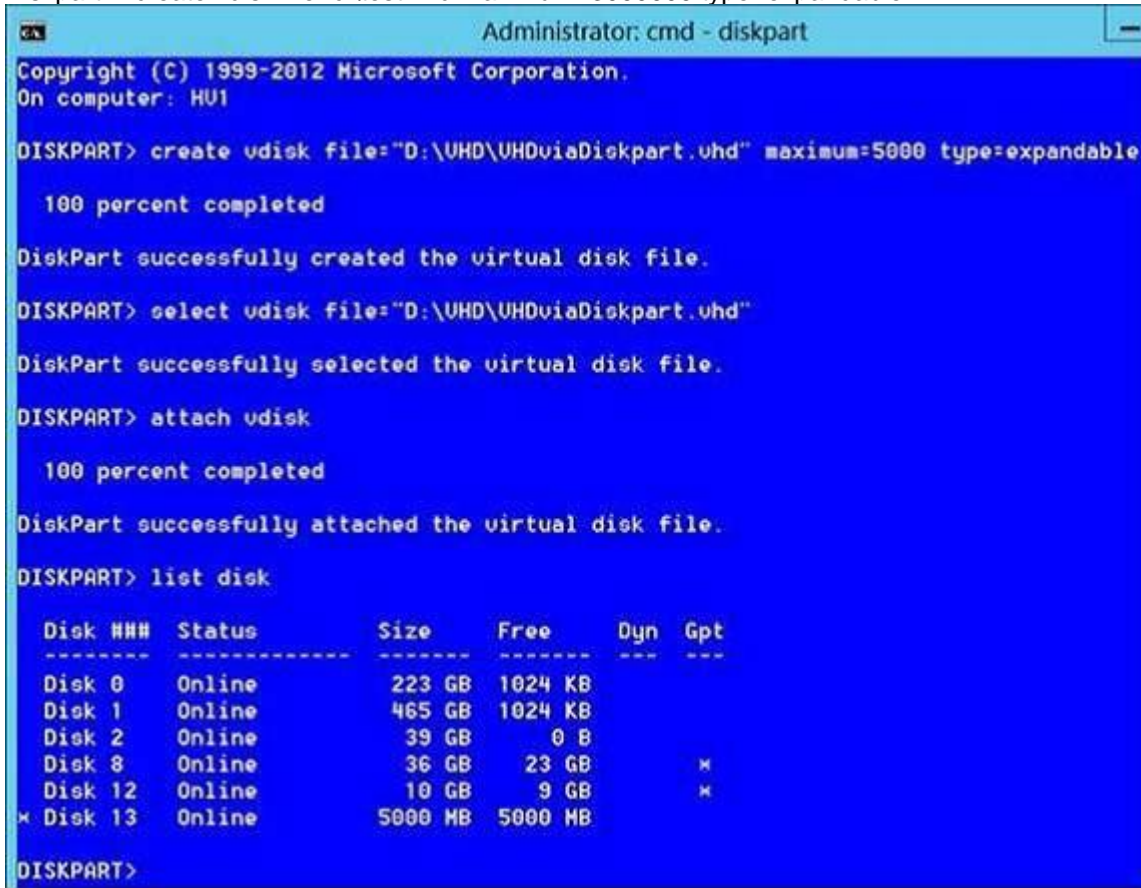
**Section:** (none)

**Explanation**

**Explanation/Reference:**

Explanation:

Diskpart - "create vdisk file=c:\test.vhd maximum=3000000 type=expandable"



```
Administrator: cmd - diskpart
Copyright (C) 1999-2012 Microsoft Corporation.
On computer: HU1

DISKPART> create vdisk file="D:\UHD\UHDviaDiskpart.vhd" maximum=5000 type=expandable

100 percent completed

DiskPart successfully created the virtual disk file.

DISKPART> select vdisk file="D:\UHD\UHDviaDiskpart.vhd"

DiskPart successfully selected the virtual disk file.

DISKPART> attach vdisk

100 percent completed

DiskPart successfully attached the virtual disk file.

DISKPART> list disk

Disk ###  Status             Size             Free             Dyn          Gpt
-----  -
Disk 0    Online             223 GB           1024 KB
Disk 1    Online             465 GB           1024 KB
Disk 2    Online              39 GB              0 B
Disk 8    Online              36 GB             23 GB
Disk 12   Online              10 GB              9 GB
* Disk 13 Online              5000 MB           5000 MB

DISKPART>
```

**QUESTION 310**

You work as an administrator at ENSUREPASS.com. The ENSUREPASS.com network consists of a single domain named ENSUREPASS.com. All servers on the ENSUREPASS.com network have Windows Server 2012 installed.

You have received instructions to install the Remote Desktop Services server role on a server, named ENSUREPASS-SR07. You want to achieve this remotely from a server, named ENSUREPASS-SR06.

Which of the following actions should you take?

- A. You should consider accessing the Server Manager console on ENSUREPASS-SR07
- B. You should consider accessing the Server Manager console on ENSUREPASS-SR06
- C. You should consider accessing the TS Manager console on ENSUREPASS-SR
- D. You should consider accessing the TS Manager console on ENSUREPASS-SR06.

**Correct Answer:** B

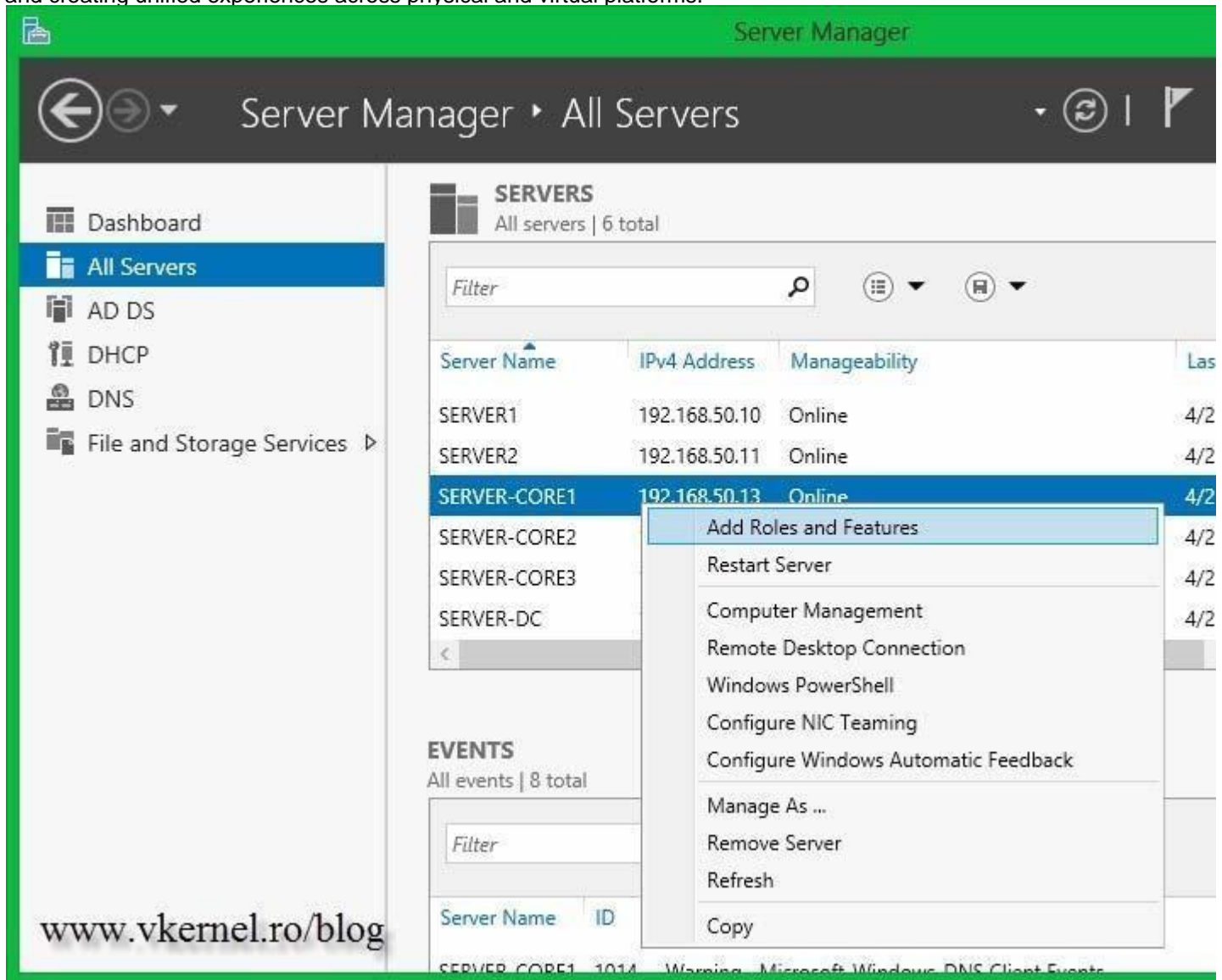
**Section:** (none)

**Explanation**

**Explanation/Reference:**

Windows Server 2012 delivers capabilities to manage many servers and the devices connecting

them, whether they are physical or virtual, on-premises or off. With Windows Server 2012 R2, you can rely on new management capabilities for connecting to multiple machines through a single interface, robust automation to help improve compliance, increasing efficiency through automation and creating unified experiences across physical and virtual platforms.



www.vkernel.ro/blog

**QUESTION 311**

Your network contains an Active Directory forest that contains two domains. The forest contains five domain controllers. The domain controllers are configured as shown in the following table.

Domain controller name	Domain	Global catalog server
DC1	Contoso.com	Yes
DC2	Contoso.com	Yes
DC3	Eu.contoso.com	No
DC4	Eu.contoso.com	No
DC5	Eu.contoso.com	No

You need to configure DC5 as a global catalog server. Which tool should you use?

- A. Active Directory Domains and Trusts

- B. Active Directory Users and Computers
- C. Active Directory Administrative Center
- D. Active Directory Sites and Services

**Correct Answer:**

**Section: (none)**

**Explanation**

**Explanation/Reference:**

If you have more than one domain in your forest and you have a significant user population in a site, you can optimize the speed and efficiency of domain logons and directory searches by adding a global catalog server to the site. If you have a single-domain forest, global catalog servers are not required for logons, but directory searches are directed to the global catalog. In this case, you can enable the global catalog on all domain controllers for faster directory searches. You can use the same user interface (UI) in the Active Directory Sites and Services snap-in to add or remove the global catalog. Enabling the global catalog can cause additional replication traffic. However, global catalog removal occurs gradually in the background and does not affect replication or performance. Membership in the Enterprise Admins group in the forest or the Domain Admins group in the forest root domain, or equivalent, is the minimum required to complete this procedure. To add or remove the global catalog, open Active Directory Sites and Services. To open Active Directory Sites and Services, click Start, click Administrative Tools, and then click Active Directory Sites and Services. To open Active Directory Sites and Services in Windows Server 2012, click Start, type dssite.msc. In the console tree, click the server object to which you want to add the global catalog or from which you want to remove the global catalog.

Where?

Active Directory Sites and Services\Sites\SiteName\Servers

In the details pane, right-click NTDS Settings of the selected server object, and then click Properties. Select the Global Catalog check box to add the global catalog, or clear the check box to remove the global catalog.

#### **QUESTION 312**

Your network contains two Hyper-V hosts that run Windows Server 2012 R2. The Hyper-V hosts contains several virtual machines that run Windows Server 2012 R2. You install the Network Load Balancing feature on the virtual machines. You need to configure the virtual machines to support Network Load Balancing (NLB). Which virtual machine settings should you configure?

- A. Port mirroring
- B. DHCP guard
- C. Router guard
- D. MAC address

**Correct Answer: D**

**Section: (none)**

**Explanation**

**Explanation/Reference:**

#### **QUESTION 313**

You work as an administrator at ENSUREPASS.com. The ENSUREPASS.com network consists of a single domain named ENSUREPASS.com.

Subsequent to deploying a Server Core Installation of Windows Server 2012 on a new ENSUREPASS.com server, you are instructed to add a graphical user interface (GUI) to the server. You want to achieve this goal from the command prompt.

Which of the following actions should you take?

- A. You should consider making use of the dism.exe command.

- B. You should consider making use of the dsquery.exe command
- C. You should consider making use of the dsadd.exe command
- D. You should consider making use of the dsrm.exe command

**Correct Answer:** A

**Section:** (none)

**Explanation**

**Explanation/Reference:**

A. Deployment Image Servicing and Management (DISM)

B. dsquery Queries the directory by using search criteria that you specify C. dsadd Adds specific types of objects to the directory.

D. dsrm Deletes an object of a specific type or any general object from the directory.

The Deployment Image Servicing and Management (DISM) tool replaces the pkgmgr, PEImg, and IntlCfg tools that are being retired in Windows 7. DISM provides a single centralized tool for performing all of the functions of these three tools in a more efficient and standardized way, eliminating the source of many of the frustrations experienced by current users of these tools.

DisM /online /enable-feature /featurename:Server-Gui-Mgmt /featurename:Server-Gui-Shell /featurename:ServerCore-FullServer

<http://msdn.microsoft.com/en-us/library/windows/desktop/dd371719%28v=vs.85%29.aspx>

**QUESTION 314**

Your network contains an Active Directory domain named contoso.com. The domain contains a server named Server1. Server1 runs Windows Server 2012 R2. You need to create 3-TB virtual hard disk (VHD) on Server1. Which tool should you use?

- A. New-StorageSubsystemVirtualDisk
- B. File Server Resource Manager (FSRM)
- C. Server Manager
- D. Computer Management

**Correct Answer:** D

**Section:** (none)

**Explanation**

**Explanation/Reference:**

For other questions to create a VHD (file) you can use computer management

**QUESTION 315**

You work as an administrator at ENSUREPASS.com. The ENSUREPASS.com network consists of a single domain named ENSUREPASS.com. All servers on the ENSUREPASS.com network have Windows Server 2012 installed.

ENSUREPASS.com has a server, named ENSUREPASS-SR07, which has the AD DS, DHCP, and DNS server roles installed. ENSUREPASS.com also has a server, named ENSUREPASS-SR08, which has the DHCP, and Remote Access server roles installed. You have configured a server, which has the File and Storage Services server role installed, to automatically acquire an IP address. The server is named ENSUREPASSSR09.

You then create a filter on ENSUREPASS-SR07.

Which of the following is a reason for this configuration?

- A. To make sure that ENSUREPASS-SR07 issues ENSUREPASS-SR09 an IP address
- B. To make sure that ENSUREPASS-SR07 does not issue ENSUREPASS-SR09 an IP address
- C. To make sure that ENSUREPASS-SR09 acquires a constant IP address from ENSUREPASS-SR08 only.
- D. To make sure that ENSUREPASS-SR09 is configured with a static IP address

**Correct Answer:** B

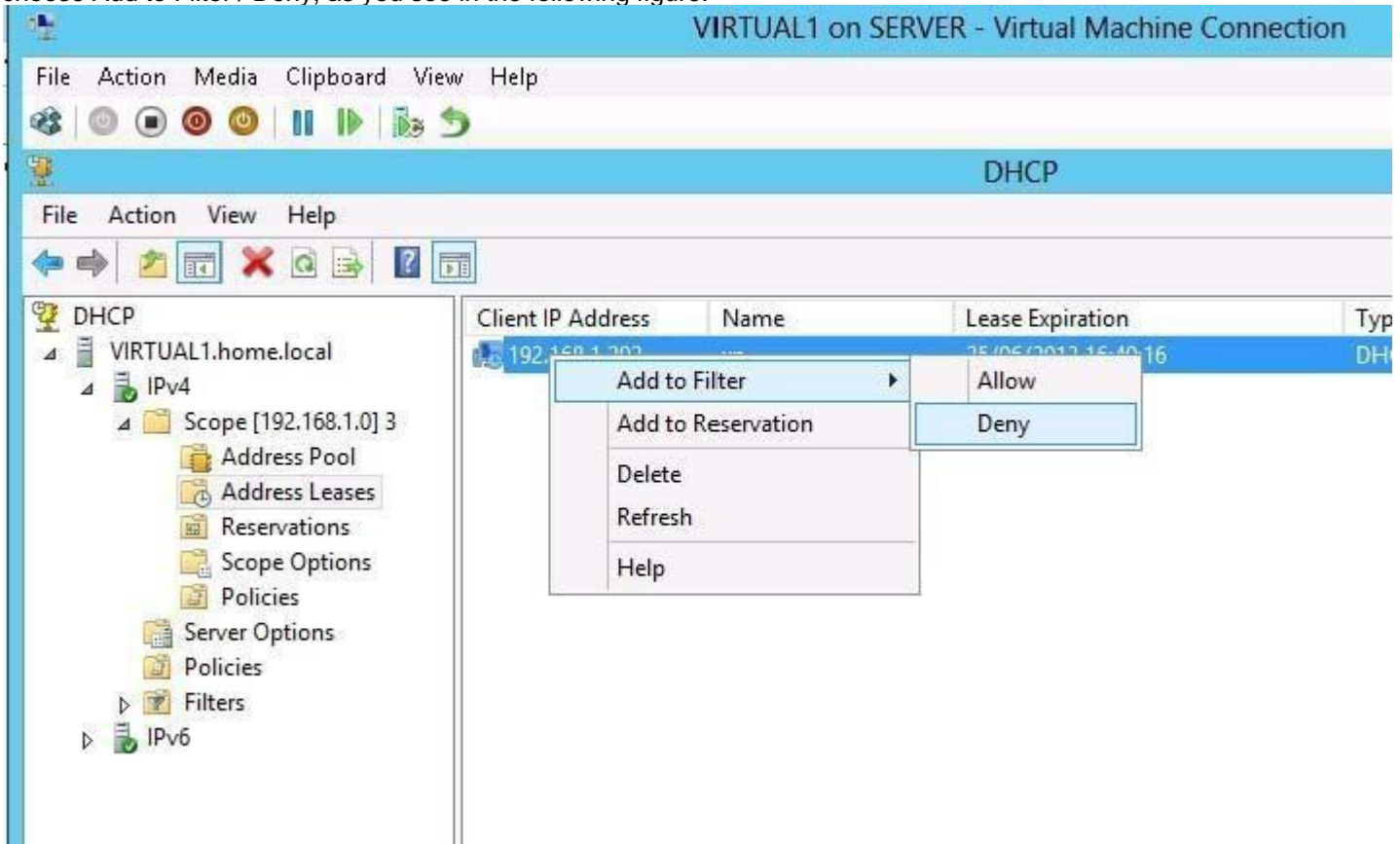
**Section:** (none)

## Explanation

### Explanation/Reference:

Enable and Configure MAC Address Filtering MAC address filtering (aka link-layer filtering) is a feature for IPv4 addresses that allows you to include or exclude computers and devices based on their MAC address.

Denying a Single MAC Address You can see from the first figure that we've got a system that this DHCP server has given an address lease. Just to demonstrate the simplest possible case of MAC filtering in DHCP, let's block that system from ever getting an IP address from this DHCP server again. To deny MAC ADDRESS from getting an IP address, right-click the PC entry in the "Leases" folder, then choose Add to Filter / Deny, as you see in the following figure:



### QUESTION 316

Your network contains an Active Directory forest. The forest contains two domains named Domain1 and Domain2.

Domain1 contains a file server named Server1. Server1 has a shared folder named Share1.

Domain2 contains 50 users who require access to Share1. You need to create groups in each domain to meet the following requirements:

- In Domain1, create a group named Group1. Group1 must be granted access to Share1.
- In Domain2, create a group named Group2. Group2 must contain the user accounts of the 50 users.
- Permission to Share1 must only be assigned directly to Group1.

Which type of groups should you create and which group nesting strategy should you use? To answer, select the appropriate configuration in the answer area.



Group1 configuration:

Group2 configuration:

Nesting strategy:

Group1 configuration:

Group2 configuration:

Nesting strategy:

- Global distribution group
- Global security group
- Domain local distribution group
- Domain local security group

- Global distribution group
- Global security group
- Domain local distribution group
- Domain local security group

- Add Group1 as a member of Group2
- Add Group2 as a member of Group1

- A.
- B.
- C.
- D.

**Correct Answer:**  
**Section: (none)**  
**Explanation**

**Explanation/Reference:**

Group1 configuration:

Group2 configuration:

Nesting strategy:

- Global distribution group
- Global security group
- Domain local distribution group
- Domain local security group

- Global distribution group
- Global security group
- Domain local distribution group
- Domain local security group

- Add Group1 as a member of Group2
- Add Group2 as a member of Group1

Any group, whether it is a security group or a distribution group, is characterized by a scope that identifies the extent to which the group is applied in the domain tree or forest. The boundary, or

reach, of a group scope is also determined by the domain functional level setting of the domain in which it resides. There are three group scopes: universal, global, and domain local.

**QUESTION 317**

Your network contains an Active Directory domain named contoso.com. The domain contains a member server named Server1. Server1 runs Windows Server 2012 and has the File Server server role installed. On Server1, you create a share named Documents. The Share permission for the Documents share is configured as shown in the following table.

Permission type	Group or user name	Permission
Allow	Domain Admins	Full control

The NTFS permission for the Documents share is configured as shown in the following table.

Permission type	Principal	Access
Allow	Domain Admins	Full control

You need to configure the Share and NTFS permissions for the Documents share. The permissions must meet the following requirements:

- Ensure that the members of a group named Group1 can read files and run programs in - Documents. Ensure that the members of Group1 can modify the permissions on their own files in Documents.
- Ensure that the members of Group1 can create folders and files in Documents.
- Minimize the number of permissions assigned to users and groups.

How should you configure the permissions?

To answer, drag the appropriate permission to the correct location. Each permission may be used once, more than once, or not at all. You may need to drag the split bar between panes or scroll to view content.

## Permissions

Answer

Allow Creator Owner Full control

Allow Creator Owner Modify

Allow Group1 Change

Allow Group1 Full control

Allow Group1 Modify

Allow Group1 Read & execute, List folder contents, Read, Write

- A.
- B.
- C.
- D.

**Correct Answer:**  
**Section: (none)**  
**Explanation**

Explanation/Reference:

Permissions	Answer
Allow Creator Owner Full control	
Allow Creator Owner Modify	
Allow Group1 Change	
Allow Group1 Full control	
Allow Group1 Modify	
Allow Group1 Read & execute, List folder contents, Read, Write	

**QUESTION 318**

Your network contains an Active Directory domain named contoso.com. The domain contains a user account named User1 that resides in an organizational unit (OU) named OU1. A Group Policy object (GPO) named GPO1 is linked to OU1. GPO1 is used to publish several applications to a user named User1. In the Users container, you create a new user named User2. You need to ensure that the same applications are published to User2. What should you do?

- A. Modify the security of GPO1.

- B. Modify the settings in GPO1
- C. Link a WMI filter to GPO1
- D. Move User2 to OU1

**Correct Answer:** D

**Section:** (none)

**Explanation**

**Explanation/Reference:**

Moving user2 to OU1 will give him the same access as User1

**QUESTION 319**

Your network contains a subnet named Subnet1. Subnet1 contains a DHCP server named Server1. You deploy a new subnet named Subnet2. On Subnet2, you deploy a new server named Server2 that runs Windows Server 2012 R2. You need to configure Server2 to route DHCP broadcast from Subnet2 to Server1. Which server role should you install on Server2? To answer, select the appropriate role in the answer area.



# Select server roles

Before You Begin

Installation Type

Server Selection

**Server Roles**

Features

Confirmation

Results

Select one or more roles to install.

## Roles

- Active Directory Domain Services
- Active Directory Federation Services
- Active Directory Lightweight Directory Services
- Active Directory Rights Management Services
- Application Server
- DHCP Server
- DNS Server
- Fax Server
- File And Storage Services
- Hyper-V
- Network Policy and Access Services
- Print and Document Services
- Remote Access
- Remote Desktop Services
- Volume Activation Services
- Web Server (IIS)

- A.
- B.
- C.
- D.

**Correct Answer:**  
**Section: (none)**  
**Explanation**

**Explanation/Reference:**



**QUESTION 320**

You have a Hyper-V host named HYPERV1. HYPERV1 hosts a virtual machine named DC1. You need to prevent the clock on DC1 from synchronizing from the clock on HYPERV1. What should you configure? To answer, select the appropriate object in the answer area.



DC1



- BIOS  
Boot from CD
- Memory  
4096 MB
- Processor  
1 Virtual processor
- IDE Controller 0
  - Hard Drive  
DC1.vhdx
- IDE Controller 1
  - DVD Drive  
None
- SCSI Controller
- Network Adapter  
Intel(R) 82567LF-2 Gigabit Net...
- COM 1  
None
- COM 2  
None
- Diskette Drive  
None
- Management**
- Name  
DC1
- Integration Services

## Add Hardware

You can use this section to add hardware to the virtual machine. Select the devices you want to add.

- SCSI Controller**
- Network Adapter
- Legacy Network Adapter
- Fibre Channel Adapter
- RemoteFX 3D Video Adapter

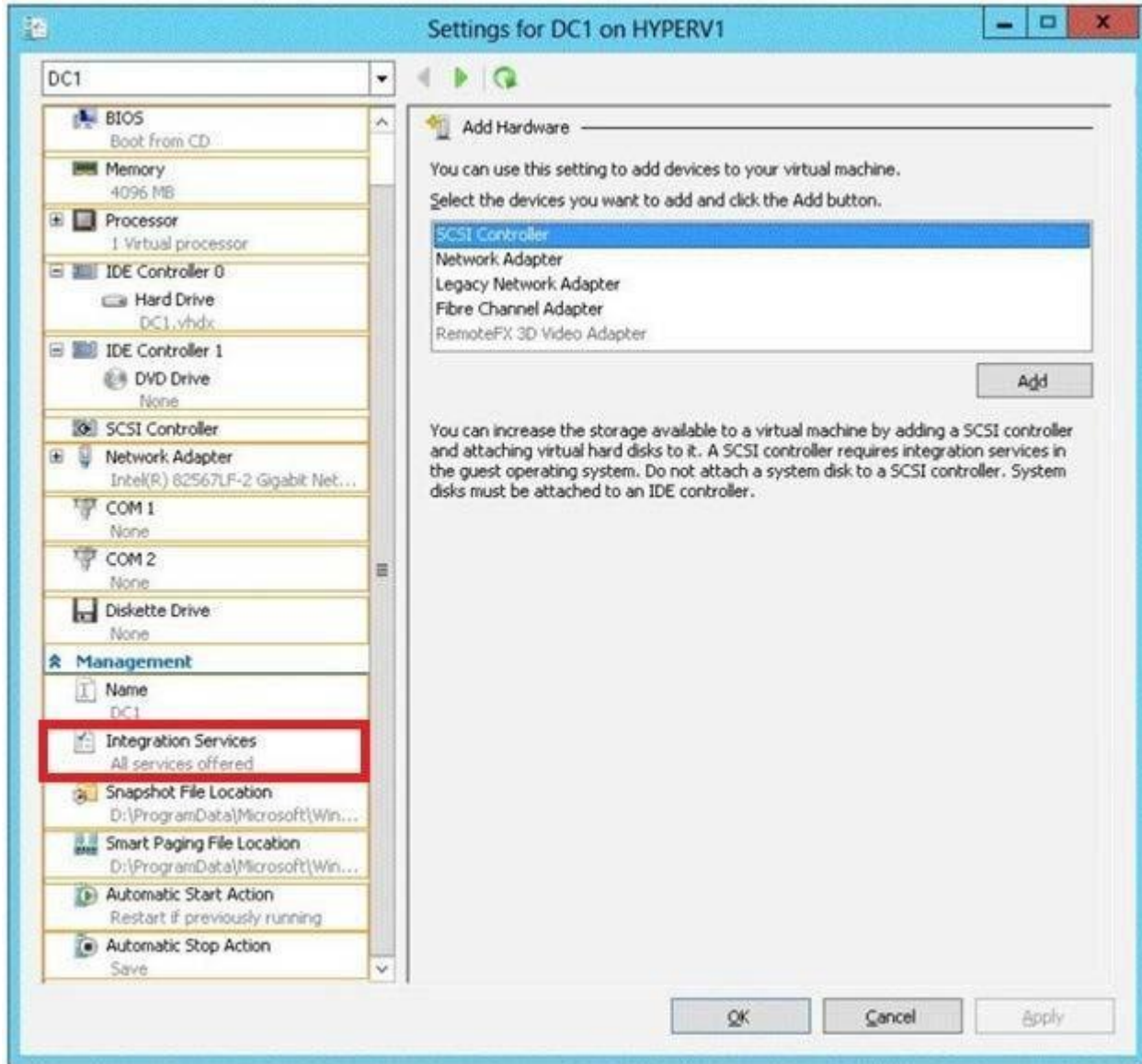
You can increase the number of virtual hard disks and attaching virtual hard disks to the guest operating system. The guest operating system must be attached to the virtual hard disks.



- A.
- B.
- C.
- D.

**Correct Answer:**  
**Section: (none)**  
**Explanation**

**Explanation/Reference:**



**QUESTION 321**

You are configuring a test network. The test network contains a subnet named LAN1. LAN1 uses the network ID of 10.10.1.0/27.

You plan to add a new subnet named LAN2 to the test network.

LAN1 and LAN2 will be connected by a router.

You need to identify a valid network ID for LAN2 that meets the following requirements:

- Ensures that hosts on LAN2 can communicate with hosts on LAN1.

- Supports at least 100 IPv4 hosts.
- Uses only private IP addresses.

Which network ID should you use?

To answer, drag the appropriate network ID and subnet mask to the correct location in the answer area.

Network IDs	Answer Area
10.10.1.0	Network ID
10.10.1.16	Subnet mask
10.10.1.128	
10.10.1.192	
Subnet Masks	
255.255.0.0	
255.255.255.0	
255.255.255.128	
255.255.255.192	

- A.
- B.
- C.
- D.

**Correct Answer:**

**Section: (none)**

**Explanation**

**Explanation/Reference:**

Network IDs	Answer Area	
10.10.1.0	10.10.1.128	255.255.255.128
10.10.1.16		
10.10.1.128		
10.10.1.192		
Subnet Masks		
255.255.0.0		
255.255.255.0		
255.255.255.128		
255.255.255.192		

### QUESTION 322

Your network contains an Active Directory domain named adatum.com.

You discover that when users join computers to the domain, the computer accounts are created in the Computers container.

You need to ensure that when users join computers to the domain, the computer accounts are automatically created in an organizational unit (OU) named All\_Computers.

What should you do?

- A. From a command prompt, run the redircmp.exe command
- B. From Windows PowerShell, run the Move-ADObject cmdlet
- C. From Ldp, configure the properties of the Computers container
- D. From ADSI Edit, configure the properties of the OU1 object.

**Correct Answer:** A

**Section:** (none)

**Explanation**

#### Explanation/Reference:

Explanation:

<http://technet.microsoft.com/en-us/library/cc770619.aspx>

Redirects the default container for newly created computers to a specified, target organizational unit (OU) so that newly created computer objects are created in the specific target OU instead of in CN=Computers.

### QUESTION 323

In an isolated test environment, you deploy a server named Server1 that runs a Server Core Installation of Windows Server 2012 R2. The test environment does not have Active Directory Domain Services (AD DS) installed. You install the Active Directory Domain Services server role on Server1. You need to configure Server1 as a domain controller. Which cmdlet should you run?

- A. nstall-ADDSDomainController
- B. Install-ADDSDomatn

- C. Install-ADDSTree
- D. Install-WindowsFeature

**Correct Answer:** C

**Section:** (none)

**Explanation**

**Explanation/Reference:**

Install-ADDSDomainController - Installs a domain controller in Active Directory. Install-ADDSDomain - Installs a new Active Directory domain configuration. Install-ADDSTree - Installs a new Active Directory forest configuration. Install-WindowsFeature - Installs one or more Windows Server roles, role services, or features on either the local or a specified remote server that is running Windows Server 2012 R2. This cmdlet is equivalent to and replaces Add-WindowsFeature, the cmdlet that was used to install roles, role services, and features.

```
C:\PS>Install-ADDSTree -DomainName corp.contoso.com -CreateDNSDelegation DomainMode Win2008 -
```

```
ForestMode Win 2008 R2 -DatabasePath "d:\NTDS" -SysvolPath "d:\SYSVOL" -LogPath "e:\Logs"Installs
```

a new forest named corp.contoso.com, creates a DNS delegation in the contoso.com domain, sets domain functional level to Windows Server 2008 R2 and sets forest functional level to Windows Server 2008, installs the Active Directory database and SYSVOL on the D:\ drive, installs the log files on the E:\ drive and has the server automatically restart after AD DS installation is complete and prompts the user to provide and confirm the Directory Services Restore Mode (DSRM) password. <http://technet.microsoft.com/en-us/library/hh974720%28v=wps.620%29.aspx>

**QUESTION 324**

Your network contains an Active Directory domain named contoso.com. The domain contains a file server named Server1 that runs Windows Server 2012 R2. Server1 contains a shared folder named Share1. Share1 contains the home folder of each user. All users have the necessary permissions to access only their home folder. The users report that when they access Share1, they can see the home folders of all the users. You need to ensure that the users see only their home folder when they access Share1. What should you do from Server1?

- A. From Windows Explorer, modify the properties of the volume that contains Share1.
- B. From Server Manager, modify the properties of the volume that contains Share1.
- C. From Server Manager, modify the properties of Share1.
- D. From Windows Explorer, modify the properties of Share1.

**Correct Answer:** C

**Section:** (none)

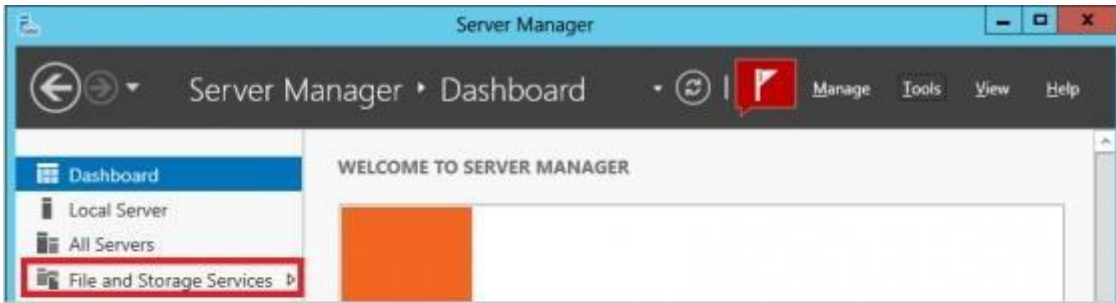
**Explanation**

**Explanation/Reference:**

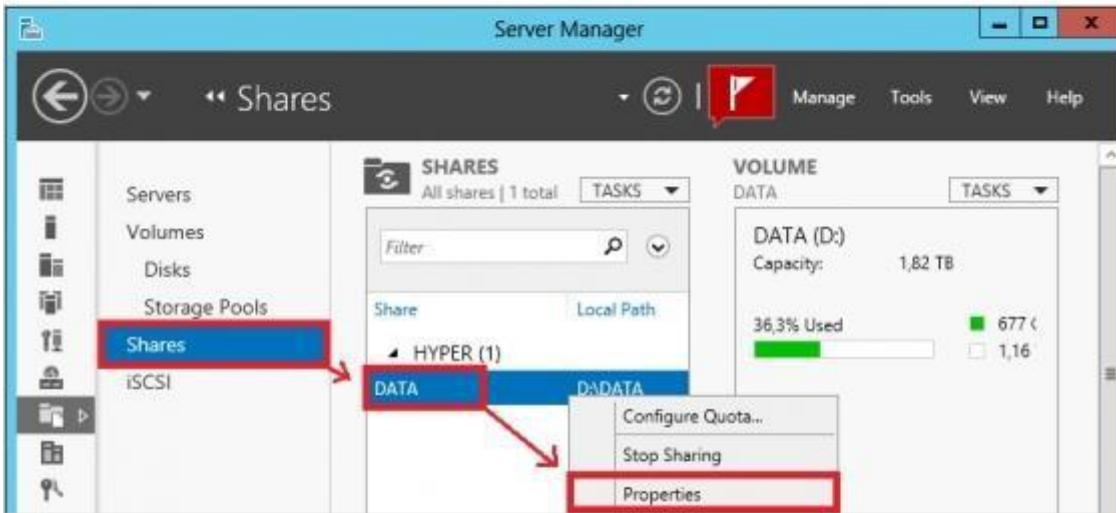
Explanation:

[http://technet.microsoft.com/en-us/library/cc784710\(v=ws.10\).aspx](http://technet.microsoft.com/en-us/library/cc784710(v=ws.10).aspx)

Access based enumeration needs to be enabled:



Press **Shares**, select your shared folder, right-click and press **Properties**.



Under **Settings** you will find the **Enable access-based enumeration**-setting. **Enable** it and Apply your changes.



**QUESTION 325**

Your network contains an Active Directory domain named contoso.com. The domain contains a server named Server1. Server1 runs Windows Server 2012 R2 and has the Hyper-V server role installed. On Server1, you create and start a virtual machine named VM1. VM1 is configured as shown in the following table.

Setting	Configuration
Minimum RAM	2048 MB
Maximum RAM	4096 MB
Disk type	Fixed size
Disk size	100 GB

You plan to create a snapshot of VM1. You need to recommend a solution to minimize the amount of disk space used for the snapshot of VM1. What should you do before you create the snapshot

- A. Run the Stop-VM cmdlet.
- B. Run the Convert-VHD cmdlet
- C. Decrease the Maximum RAM
- D. Decrease the Minimum RAM.

**Correct Answer:** A

**Section:** (none)

**Explanation**

**Explanation/Reference:**

What are virtual machine snapshots?

Virtual machine snapshots capture the state, data, and hardware configuration of a running virtual machine.

What are snapshots used for?

Snapshots provide a fast and easy way to revert the virtual machine to a previous state. For this reason, virtual machine snapshots are intended mainly for use in development and test environments. Having an easy way to revert a virtual machine can be very useful if you need to recreate a specific state or condition so that you can troubleshoot a problem.

There are certain circumstances in which it may make sense to use snapshots in a production environment. For example, you can use snapshots to provide a way to revert a potentially risky operation in a production environment, such as applying an update to the software running in the virtual machine.

How are snapshots stored?

Snapshot data files are stored as .avhd files. Taking multiple snapshots can quickly consume storage space. In the first release version of Hyper-V (KB950050) and in Hyper-V in Windows Server 2008 Service Pack 2, snapshot, snapshot data files usually are located in the same folder as the virtual machine by default. In Hyper-V in Windows Server 2008 R2, the files usually are located in the same folder as the virtual hard disk. The following exceptions affect the location of the snapshot data files: If the virtual machine was imported with snapshots, they are stored in their own folder. If the virtual machine has no snapshots and you configure the virtual machine snapshot setting, all snapshots you take afterwards will be stored in the folder you specify.

<http://technet.microsoft.com/pt-pt/library/dd560637%28v=ws.10%29.aspx>

Reducing the available RAM for the VM would reduce the size of the snapshot, what better than have the machine turn off, not using any memory ;)

**QUESTION 326**

Your network contains an Active Directory domain named contoso.com. All user accounts are in an organizational unit (OU) named Employees. You create a Group Policy object (GPO) named GP1. You link GP1 to the Employees OU.

You need to ensure that GP1 does not apply to the members of a group named Managers.

What should you configure?

- A. The Security settings of Employees
- B. The WMI filter for GP1
- C. The Block Inheritance option for Employees
- D. The Security settings of GP1

**Correct Answer:** D

**Section:** (none)

**Explanation**

**Explanation/Reference:**

A. Wrong Group

B. Windows Management Instrumentation (WMI) filters allow you to dynamically determine the scope of Group Policy objects (GPOs) based on attributes of the target computer. C. Blocking inheritance prevents Group Policy objects (GPOs) that are linked to higher sites, domains, or organizational units from being automatically inherited by the child-level. D. Set Managers to - Members of this security group are exempt from this Group Policy object.

Security settings. You use the Security Settings extension to set security options for computers and users within the scope of a Group Policy object. You can define local computer, domain, and network security settings.

Figure below shows an example of the security settings that allow everyone to be affected by this GPO except the members of the Management group, who were explicitly denied permission to the GPO by setting the Apply Group Policy ACE to Deny. Note that if a member of the Management group were also a member of a group that had an explicit Allow setting for the Apply Group Policy ACE, the Deny would take precedence and the GPO would not affect the user.

### QUESTION 327

You have a virtual machine named VM1. You install Windows Server 2012 R2 on VM1. You plan to use VM1 as an image that will be distributed to sales users to demonstrate the features of a custom application. The custom application only requires the Web Server (IIS) server role to be installed. You need to ensure that the VHD file for VM1 only contains the required Windows Server 2012 R2 source files. Which tool should you use?

- A. `dism.exe`
- B. `ocsetup.exe`
- C. `ImageX.exe`
- D. `servermanagercmd.exe`

**Correct Answer:** A

**Section:** (none)

**Explanation**

**Explanation/Reference:**

<http://technet.microsoft.com/en-us/magazine/dd490958.aspx>

You can use DISM to:

Add, remove, and enumerate packages and drivers.

Enable or disable Windows features.

Apply changes based on the offline servicing section of an `unattend.xml` answer file.

### QUESTION 328

You have a server named Server1 that runs Windows Server 2012 R2. Server1 has the Hyper-V server role installed. You need to configure storage for a virtual machine to meet the following requirements:

- Support up to 3 TB of data on a single hard disk.
- Allocate disk space as needed.
- Use a portable storage format.

What should you configure?

- A. A pass-through disk
- B. A fixed-size VHD
- C. A dynamically expanding VHD
- D. A fixed-size VHDX

E. A dynamically expanding VHDX

**Correct Answer:** E

**Section:** (none)

**Explanation**

**Explanation/Reference:**

<http://technet.microsoft.com/en-us/library/hh831446.aspx>  
Support for virtual hard disk storage capacity of up to 64 TB.  
vhd max is 2TB

**QUESTION 329**

You perform a Server Core Installation of Windows Server 2012 R2 on a server named Server1. You need to add a graphical user interface (GUI) to Server1. Which tool should you use?

- A. the `dism.exe` command
- B. the `Add-WindowsFeature` cmdlet
- C. the `imagex.exe` command
- D. the `setup.exe` command
- E. the `ocsetup.exe` command
- F. the `Add-WindowsPackage` cmdlet
- G. the `Install-Module` cmdlet
- H. the `Install-RoleService` cmdlet

**Correct Answer:** AB

**Section:** (none)

**Explanation**

**Explanation/Reference:**

`Add-WindowsFeature` -The `Add-WindowsFeature` cmdlet allows you to install specified roles, role services, and features on a computer that is running Windows Server 2008 R2.

**QUESTION 330**

Your network contains an Active Directory domain named `contoso.com`. The domain contains a member server named `Hyperv1` and a domain controller named `DC1`. `Hyperv1` has the Hyper-V server role installed. `DC1` is a virtual machine on `Hyperv1`. Users report that the time on their client computer is incorrect. You log on to `DC1` and verify that the time services are configured correctly. You need to prevent time conflicts between the time provided by `DC1` and other potential time sources. What should you configure?


To answer, select the appropriate object in the answer area.



# Settings for DC1

DC1

 BIOS Boot from CD
 Memory 4096 MB
 Processor 1 Virtual processor
 IDE Controller 0  Hard Drive DC1.vhdx
 IDE Controller 1  DVD Drive None
 SCSI Controller
 Network Adapter Intel(R) 82567LF-2 Gigabit Net...
 COM 1 None
 COM 2 None
 Diskette Drive None
 <b>Management</b>
 Name DC1

 Add Hardware

You can use this  
Select the device

**SCSI Controller**

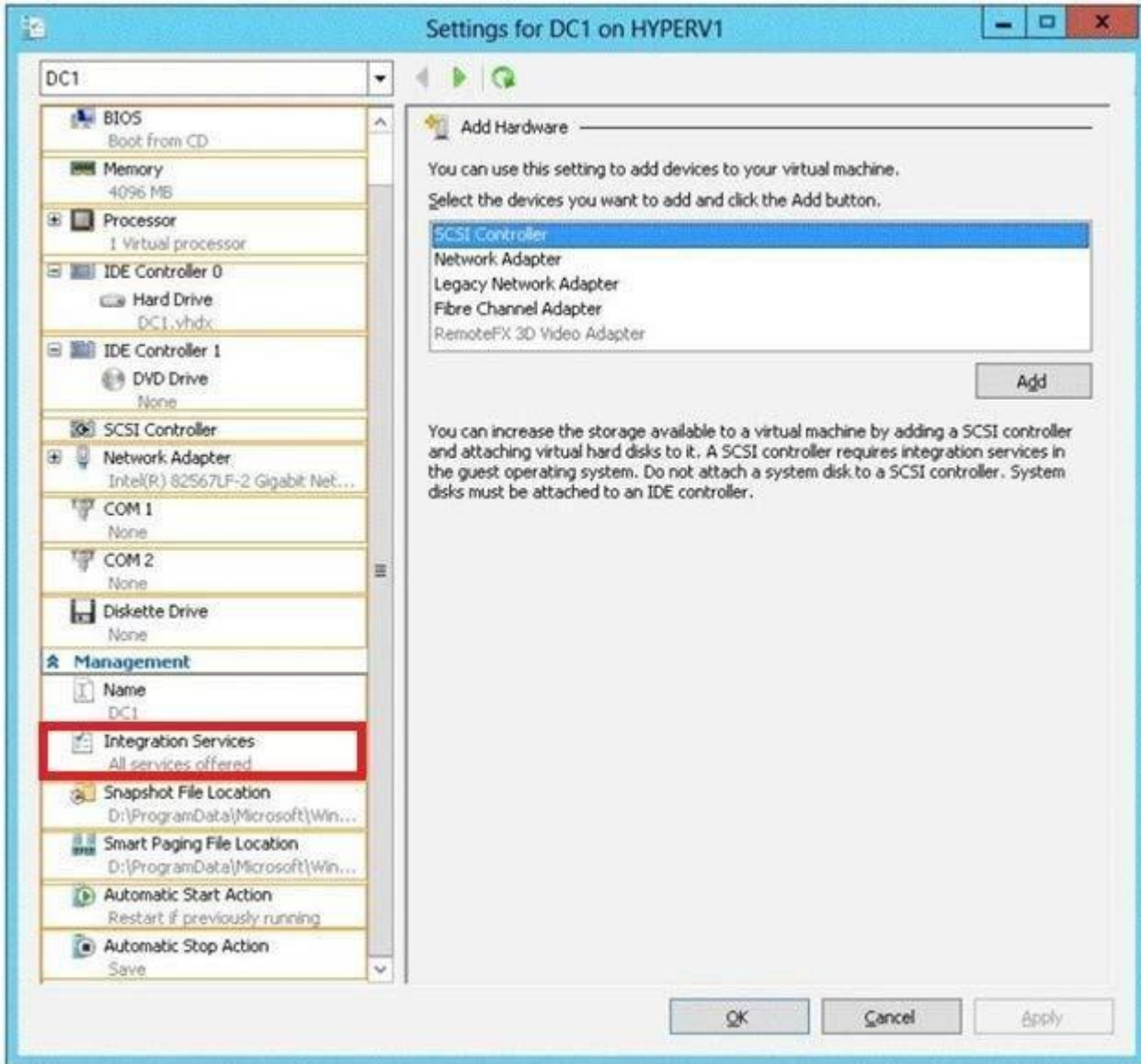
Network Adapter  
Legacy Network  
Fibre Channel A  
RemoteFX 3D W

You can increase  
and attaching vir  
the guest operat  
disks must be att

- A.
- B.
- C.
- D.

**Correct Answer:**  
**Section: (none)**  
**Explanation**

**Explanation/Reference:**



**QUESTION 331**

Your network contains an Active Directory domain named contoso.com. Technicians use Windows Deployment Services (WDS) to deploy Windows Server 2012 R2. The network contains a server named Server1 that runs Windows Server 2012 R2. Server1 has the Hyper-V server role installed. You need to ensure that you can use WDS to deploy Windows Server 2012 R2 to a virtual machine named VM1. Which settings should you configure?

To answer, select the appropriate settings in the answer area.

VM1

Hardware

Add Hardware

BIOS  
Boot from CD

Memory  
2048 MB

+ Processor  
1 Virtual processor

- IDE Controller 0  
Hard Drive  
VM1.vhdx

- IDE Controller 1  
DVD Drive  
None

SCSI Controller

Fibre Channel Adapter  
FC SAN1

+ Legacy Network Adapter  
Not connected

+ Network Adapter  
LAN1

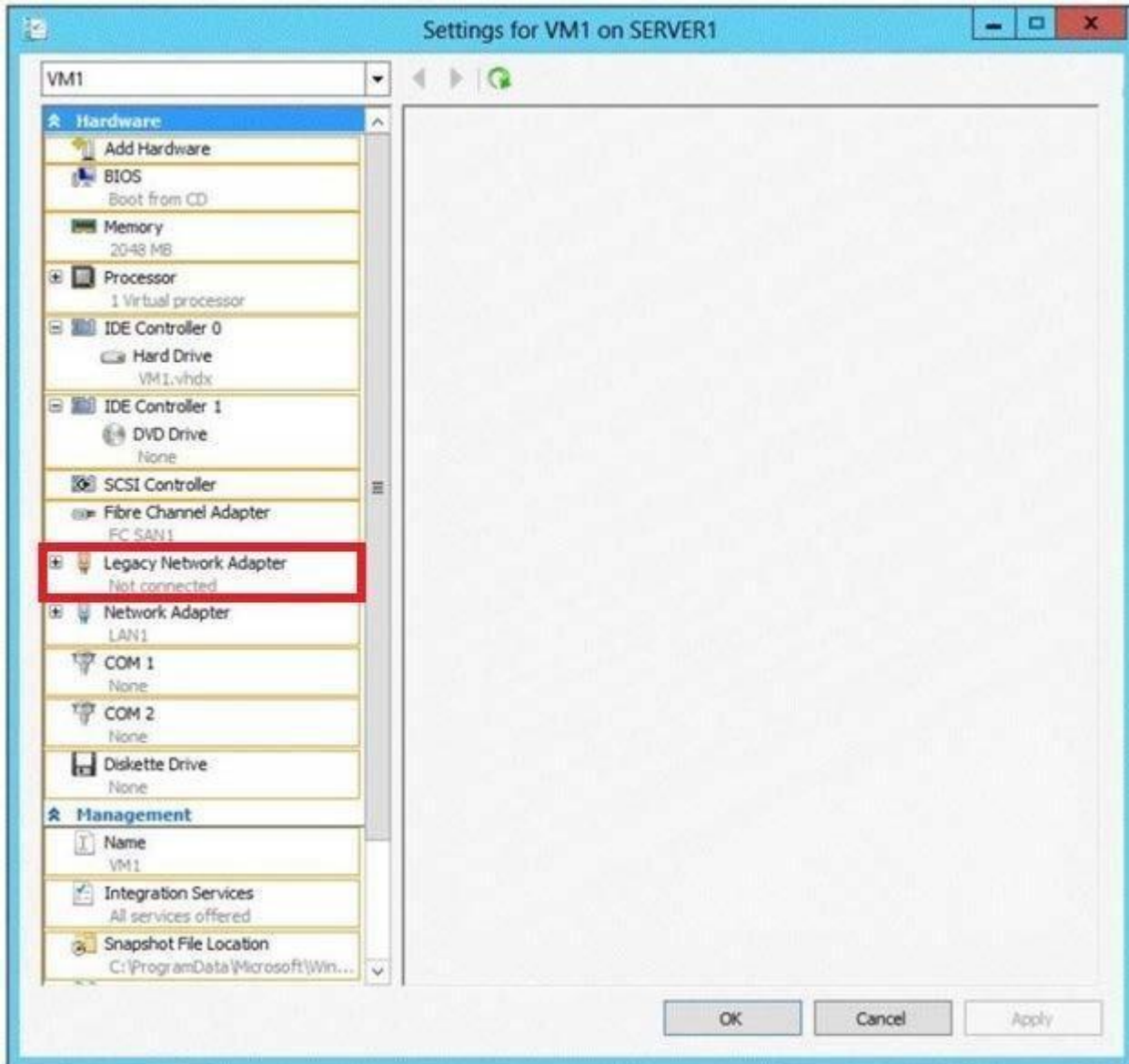
COM 1  
None

COM 2  
None

- A.
- B.
- C.
- D.

**Correct Answer:**  
**Section: (none)**  
**Explanation**

**Explanation/Reference:**



**QUESTION 332**

Your network contains an Active Directory domain named contoso.com. Domain controllers run either Windows Server 2008 R2 or Windows Server 2012 R2. All client computers run Windows 8. All computer accounts are located in an organizational unit (OU) named OU1. You create a Group Policy object (GPO) that contains several AppLocker rules. You link the GPO to OU1. You need to ensure that the AppLocker rules apply to all of the client computers. What should you configure in the GPO? To answer, select the appropriate service in the answer area.

The screenshot shows the Group Policy Management Editor window. The title bar reads "Group Policy Management Editor". The menu bar includes "File", "Action", "View", and "Help". The main content area is a table with three columns: "Service Name", "Startup", and "Permission". All services listed have "Not Defined" for both "Startup" and "Permission".

Service Name	Startup	Permission
Active Directory Domain Services	Not Defined	Not Defined
Active Directory Web Services	Not Defined	Not Defined
Application Experience	Not Defined	Not Defined
Application Host Helper Service	Not Defined	Not Defined
Application Identity	Not Defined	Not Defined
Application Information	Not Defined	Not Defined
Application Layer Gateway Service	Not Defined	Not Defined
Application Management	Not Defined	Not Defined
ASP.NET State Service	Not Defined	Not Defined
Background Intelligent Transfer Service	Not Defined	Not Defined
Base Filtering Engine	Not Defined	Not Defined
Broker Infrastructure	Not Defined	Not Defined
Certificate Propagation	Not Defined	Not Defined
CNG Key Isolation	Not Defined	Not Defined
COM+ Event System	Not Defined	Not Defined
COM+ System Application	Not Defined	Not Defined
Computer Browser	Not Defined	Not Defined
Credential Manager	Not Defined	Not Defined
Cryptographic Services	Not Defined	Not Defined
Data Deduplication Service	Not Defined	Not Defined

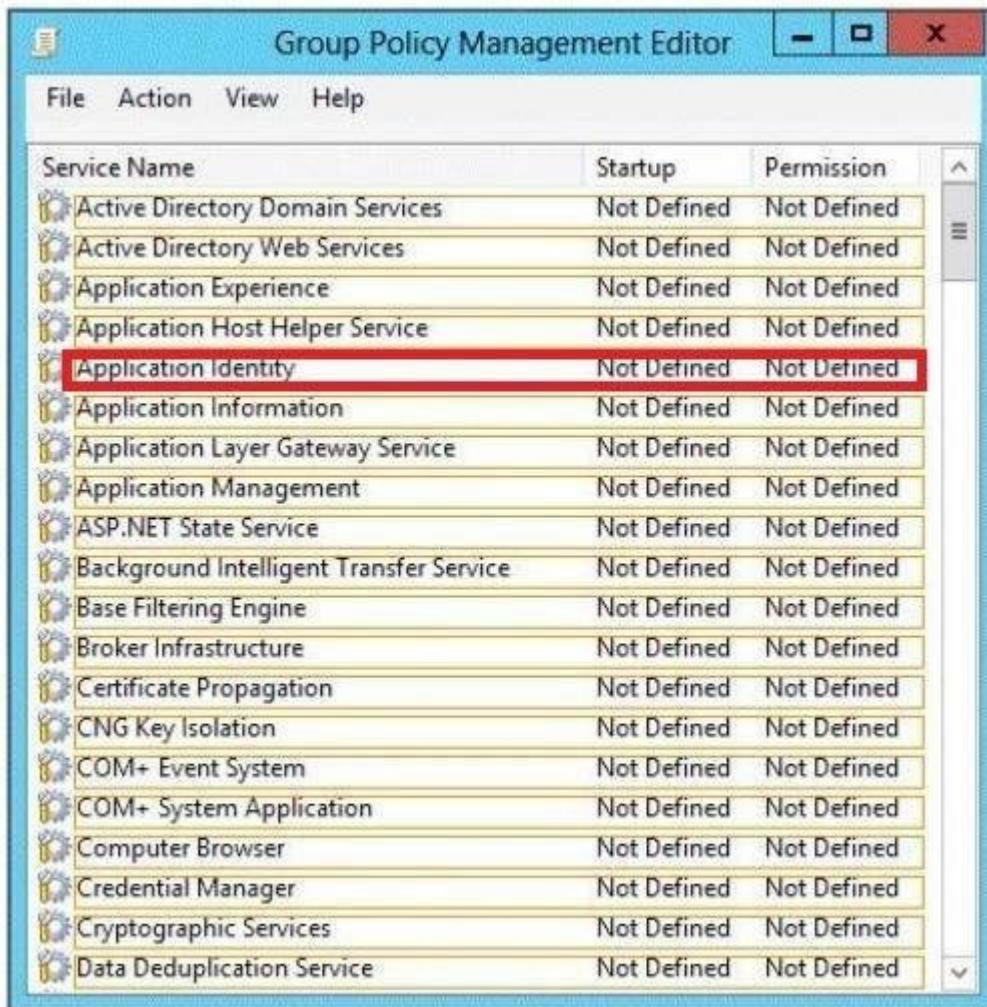
- A.
- B.
- C.
- D.

**Correct Answer:**

**Section: (none)**

**Explanation**

**Explanation/Reference:**



### QUESTION 333

You have a new server named Server1 that runs Windows Server 2012 R2. Server1 has two dualcore processors and 32 GB of RAM.

You install the Hyper-V server role on Server1.

You create two virtual machines on Server1 that each have 8 GB of memory.

You need to minimize the amount of time it takes for both virtual machines to access memory.

What should you configure on each virtual machine?

- A. Resource control
- B. Dynamic Memory
- C. NUMA topology
- D. Memory weight

**Correct Answer: C**

**Section: (none)**

**Explanation**

#### Explanation/Reference:

\* Dynamic Memory is a new Hyper-V feature that helps you use physical memory more efficiently. With Dynamic Memory, Hyper-V treats memory as a shared resource that can be reallocated automatically among running virtual machines. Dynamic Memory adjusts the amount of memory available to a virtual machine, based on changes in memory demand and values that you specify. Dynamic Memory is available for Hyper-V in Windows Server 2008 R2 Service Pack 1 (SP1).

\* Dynamic Memory helps you use memory resources more efficiently. Before this feature was introduced, changing the amount of memory available to a virtual machine could be done only when the virtual machine was turned off. With Dynamic Memory, Hyper-V can provide a virtual machine with more or less memory dynamically in response to changes in the amount of memory required by the workloads or applications running in the virtual machine. As a result, Hyper-V can distribute memory more efficiently among the running virtual machines configured with Dynamic Memory. Depending on factors such as workload, this efficiency can make it possible to run more virtual machines at the same time on one physical computer.

Reference: Hyper-V Dynamic Memory Configuration Guide

i don't know if this is correct .. i think its dynamic memory ..

#### QUESTION 334

Your network contains an Active Directory domain named contoso.com. The domain contains a print server named Server1 that runs Windows Server 2012 R2. Server1 contains a local group named Group1.

You share a printer named Printer1 on Server1.

You need to configure Printer1 to meet the following requirements:

- Ensure that the members of Group1, the Server Operators group, the Administrators group, and the Print Operators group can send print jobs to Printer1.
- Prevent other users from sending print jobs to Printer1.

Which two actions should you perform? (Each correct answer presents part of the solution. Choose two.)

- A. Assign the Print permission to the Server Operators group
- B. Remove the permissions for the Creator Owner group
- C. Remove the permissions for the Everyone group
- D. Assign the Print permission to Group1
- E. Assign the Print permission to the Administrators group

**Correct Answer:** CD

**Section:** (none)

**Explanation**

**Explanation/Reference:**

C: To prevent other users from sending print jobs to Printer1

D: To enable Group1 to send print jobs.

Note: The Server Operators group, the Administrators group, and the Print Operators group are all built-in and already have permissions to send print jobs.

#### QUESTION 335

You have a server named Server1 that runs Windows Server 2012 R2. Server1 has the Hyper-V server role installed. An iSCSI SAN is available on the network. Server1 hosts four virtual machines named VM1, VM2, VM3, and VM4. You create a LUN on the SAN. You need to provide VM1 with access to the LUN. The solution must prevent other virtual machines from accessing the LUN.

What should you configure?

- A. A fixed-size VHDX
- B. A fixed-size VHD
- C. A dynamically expanding VHD
- D. A dynamically expanding VHDX
- E. A pass-through disk

**Correct Answer:** E

**Section:** (none)

**Explanation**

**Explanation/Reference:**

You can use physical disks that are directly attached to a virtual machine as a storage option on the management operating system. This allows virtual machines to access storage that is mapped directly to the server running Hyper-V without first configuring the volume. The storage can be either a physical disk which is internal to the server, or a SAN logical unit number (LUN) that is mapped to the server (a LUN is a logical reference to a portion of a storage subsystem). The virtual machine must have exclusive access to the storage, so the storage must be set in an Offline state in Disk Management. The storage is not limited in size, so it can be a multi-terabyte LUN. When using physical disks that are directly attached to a virtual machine, you should be aware of the following: This type of disk cannot be dynamically expanded.

You cannot use differencing disks with them.

You cannot take virtual hard disk snapshots.

Att:

If you are installing an operating system on the physical disk and it is in an Online state before the virtual machine is started, the virtual machine will fail to start. You must store the virtual machine configuration file in an alternate location because the physical disk is used by the operating system installation. For example, locate the configuration file on another internal drive on the server running Hyper-V.

**QUESTION 336**

Your network contains an Active Directory domain named contoso.com. The domain contains three servers named Server1, Server2, and Server3. You create a server group named ServerGroup1. You discover the error message shown in the following exhibit. (Click the Exhibit button.)





## Server Manager ▸ ServerGroup1

-  Dashboard
-  Local Server
-  All Servers
-  AD DS
-  DNS
-  File and Storage Services ▸
-  Print Services
-  ServerGroup1

 **SERVERS**

All servers | 4 total

Filter 

Server Name	IPv4 Address	Manageability
DC1	192.168.2.100	Online
SERVER1	192.168.2.101	Online - Perform
SERVER2	192.168.2.102	Online - Access o
SERVER3	192.168.2.103	Target computer

**EVENTS**

All events | 0 total

Filter 

Server Name	ID	Severity	Source
-------------	----	----------	--------



You need to ensure that Server2 can be managed remotely by using Server Manager. What should you do?

- A. On DC1, run the Enable-PSSessionConfiguration cmdlet
- B. On Server2, run the Add-Computer cmdlet
- C. On Server2/ modify the membership of the Remote Management Users group
- D. From Active Directory Users and Computers, add a computer account named Server2, and then restart Server2

**Correct Answer: C**

**Section: (none)**

**Explanation**

**Explanation/Reference:**

This is a security issue. To be able to access Server2 remotely through Server Manager the user need to be a member of the Remote Management Users group.

Note:

\* Name: BUILTIN\Remote Management Users

Description: A Builtin Local group. Members of this group can access WMI resources over management protocols (such as WS-Management via the Windows Remote Management service).

This applies only to WMI namespaces that grant access to the user.

\* Enable-ServerManagerStandardUserRemoting

Provides one or more standard, non-Administrator users access to event, service, performance counter, and role and feature inventory data for a server that you are managing by using Server Manager.

**QUESTION 337**

Your network contains an Active Directory domain named adatum.com. All domain controllers run Windows Server 2012 R2. All client computers run Windows 7. The computer accounts for all of the client computers are located in an organizational unit (OU) named OU1. An administrator links a Group Policy object (GPO) to OU1. The GPO contains several application control policies. You discover that the application control policies are not enforced on the client computers. You need to modify the GPO to ensure that the application control policies are enforced on the client computers. What should you configure in the GPO?

To answer, select the appropriate service in the answer area.

Service Name	Startup	Permission
Active Directory Domain Services	Not Defined	Not Defined
Active Directory Web Services	Not Defined	Not Defined
Application Experience	Not Defined	Not Defined
Application Host Helper Service	Not Defined	Not Defined
Application Identity	Not Defined	Not Defined
Application Information	Not Defined	Not Defined
Application Layer Gateway Service	Not Defined	Not Defined
Application Management	Not Defined	Not Defined
ASP.NET State Service	Not Defined	Not Defined
Background Intelligent Transfer Service	Not Defined	Not Defined
Base Filtering Engine	Not Defined	Not Defined
Broker Infrastructure	Not Defined	Not Defined
Certificate Propagation	Not Defined	Not Defined
CNG Key Isolation	Not Defined	Not Defined
COM+ Event System	Not Defined	Not Defined
COM+ System Application	Not Defined	Not Defined
Computer Browser	Not Defined	Not Defined
Credential Manager	Not Defined	Not Defined
Cryptographic Services	Not Defined	Not Defined
Data Deduplication Service	Not Defined	Not Defined

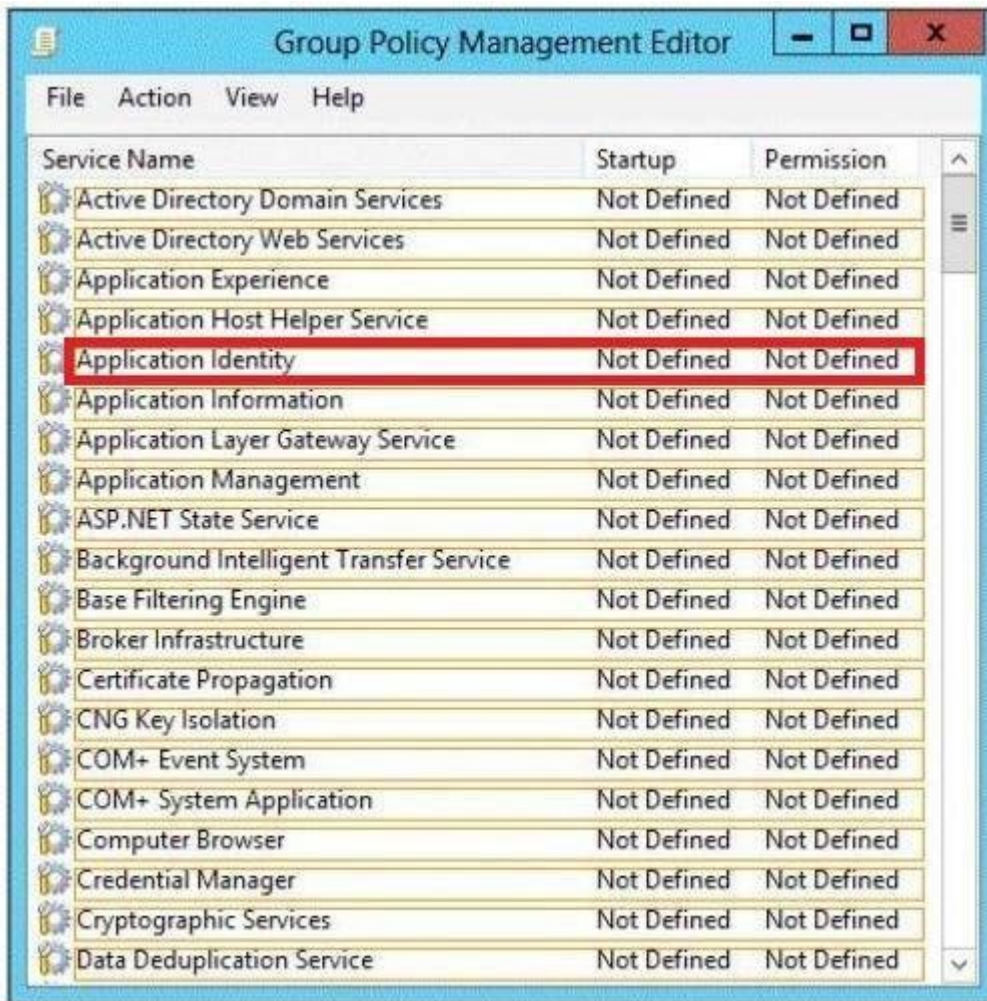
- A.
- B.
- C.
- D.

**Correct Answer:**

**Section: (none)**

**Explanation**

**Explanation/Reference:**



**QUESTION 338**

You have a server that runs Windows Server 2012 R2. The server contains the disks configured as shown in the following table.

Disk name	Partition table type	Disk storage type	Unallocated disk space
Disk 0	GPT	Dynamic	2 TB
Disk 1	MBR	Basic	4 TB
Disk 2	GPT	Dynamic	4 TB
Disk 3	GPT	Dynamic	4 TB
Disk 4	MBR	Basic	2 TB

You need to create a volume that can store up to 3 TB of user files. The solution must ensure that the user files are available if one of the disks in the volume fails. What should you create?

- A. A mirrored volume on Disk 1 and Disk 4
- B. A storage pool on Disk 2 and Disk 3
- C. A storage pool on Disk 1 and Disk 3
- D. A mirrored volume on Disk 2 and Disk 3

**Correct Answer:** D

**Section:** (none)

## **Explanation**

### **Explanation/Reference:**

A mirrored volume provides an identical twin of the selected volume. All data written to the mirrored volume is written to both volumes, which results in disk capacity of only 50 percent. Any volume can be mirrored, including the system and boot volumes. The disk that you select for the shadow volume does not need to be identical to the original disk in size, or in its number of tracks and cylinders. This means that you do not have to replace a failed disk with an identical model. The unused area that you select for the shadow volume cannot be smaller than the original volume. If the area that you select for the shadow volume is larger than the original, the extra space on the shadow disk can be configured as another volume.

Dynamic disks provide features that basic disks do not, such as the ability to create volumes that span multiple disks (spanned and striped volumes) and the ability to create fault-tolerant volumes (mirrored and RAID-5 volumes).

The following operations can be performed only on dynamic disks:

Create and delete simple, spanned, striped, mirrored, and RAID-5 volumes.

Extend a simple or spanned volume.

Remove a mirror from a mirrored volume or break the mirrored volume into two volumes.

Repair mirrored or RAID-5 volumes.

Reactivate a missing or offline disk.

You need at least two dynamic disks to create a mirrored volume.

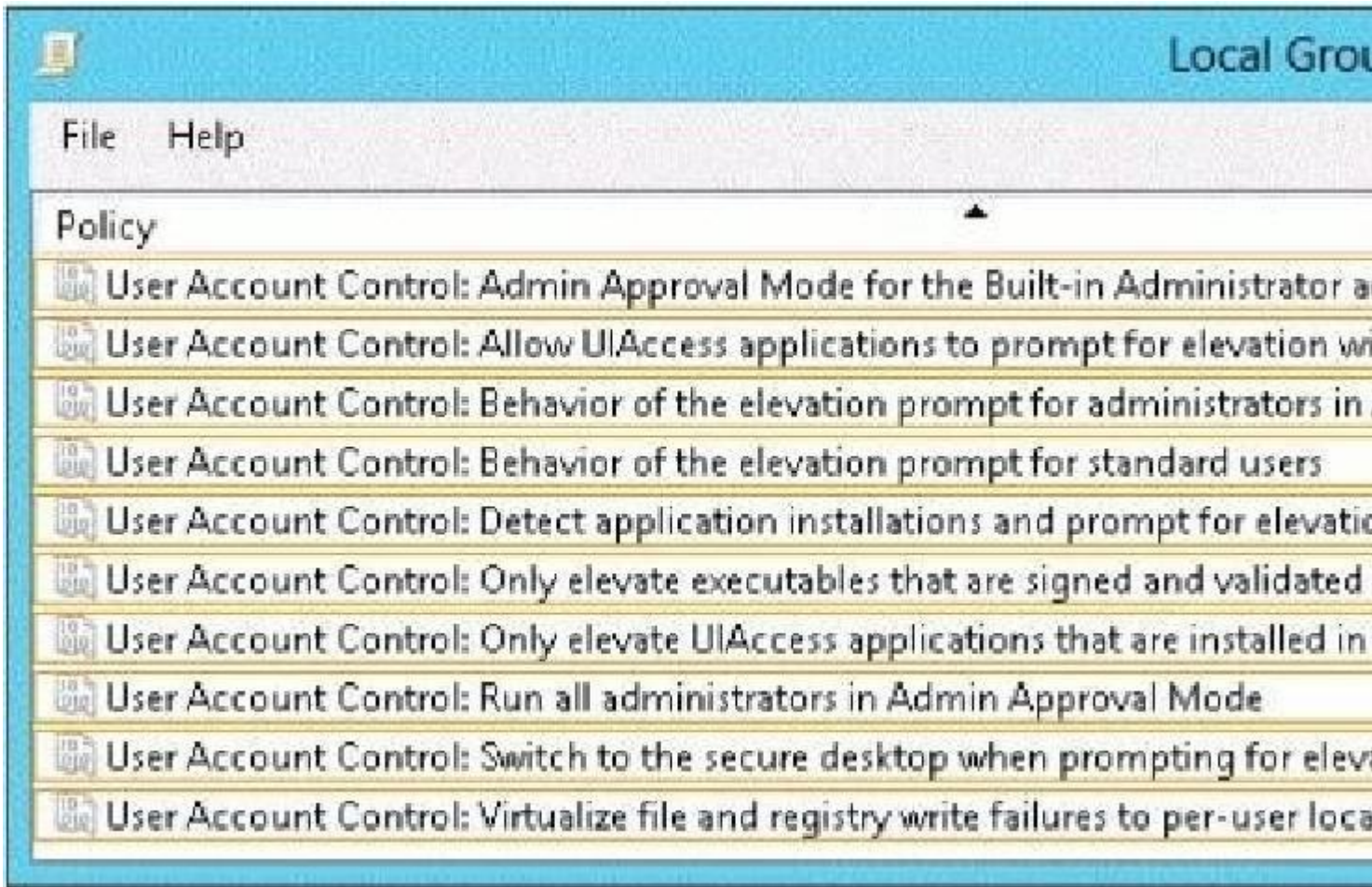
### **QUESTION 339**

You have a server named Server1. Server1 runs Windows Server 2012 R2. A user named Admin1 is a member of the local Administrators group.

You need to ensure that Admin1 receives a User Account Control (UAC) prompt when attempting to open Windows PowerShell as an administrator.

Which setting should you modify from the Local Group Policy Editor?

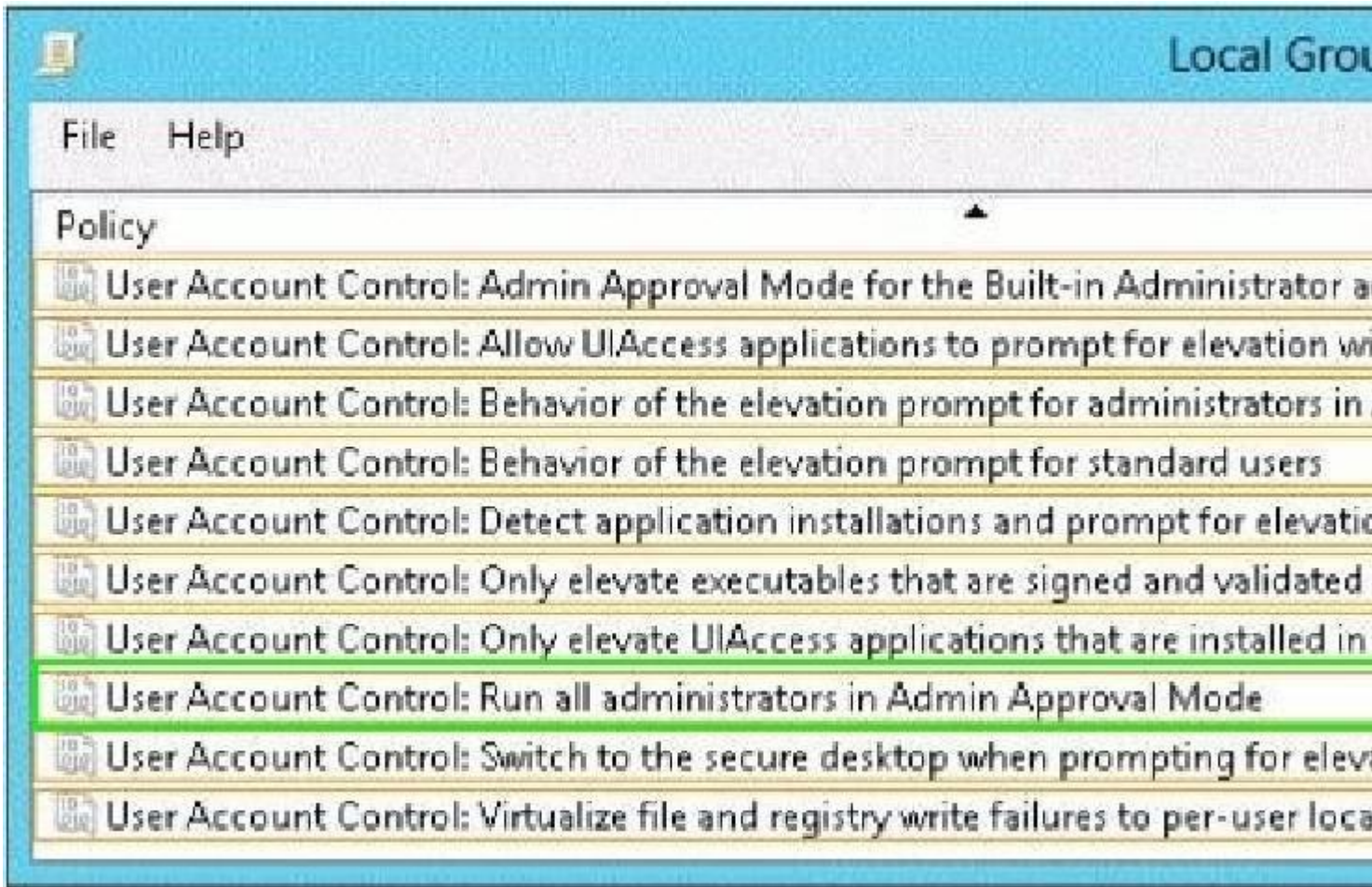
To answer, select the appropriate setting in the answer area.



- A.
- B.
- C.
- D.

**Correct Answer:**  
**Section: (none)**  
**Explanation**

**Explanation/Reference:**



**QUESTION 340**

You have a server named Server1. Server1 runs Windows Server 2012 R2 and has the Windows Deployment Services (WDS) server role installed.

You install the DHCP Server server role on Server1.

You need to ensure that Server1 can respond to DHCP clients and WDS clients.

What should you configure for the DHCP service and the WDS service?

To answer, configure the appropriate options in the answer area.

DHCP service:

WDS service:

DHCP service:

Enable Option 60 PXEClient.  
 Enable Option 067 Bootfile name.  
 Enable Option 082 Relay Agent Information

WDS service:

Enable the Do not listen on DHCP ports option.  
 Disable the Do not listen on DHCP ports option.

A.

- B.
- C.
- D.

**Correct Answer:**  
**Section: (none)**  
**Explanation**

**Explanation/Reference:**

DHCP service:

- Enable Option 60 PXEClient.
- Enable Option 067 Bootfile name.
- Enable Option 082 Relay Agent Information

WDS service:

- Enable the Do not listen on DHCP ports opt
- Disable the Do not listen on DHCP ports opt

Traditionally, only DHCP listened on port UDP 67, but now WDS also listens on port UDP 67. WDS and DHCP are installed on the same server: You must tell WDS not to listen on port UDP 67, leaving it available for DHCP traffic only. But then how does the client find the WDS server? You set option 60 in DHCP.

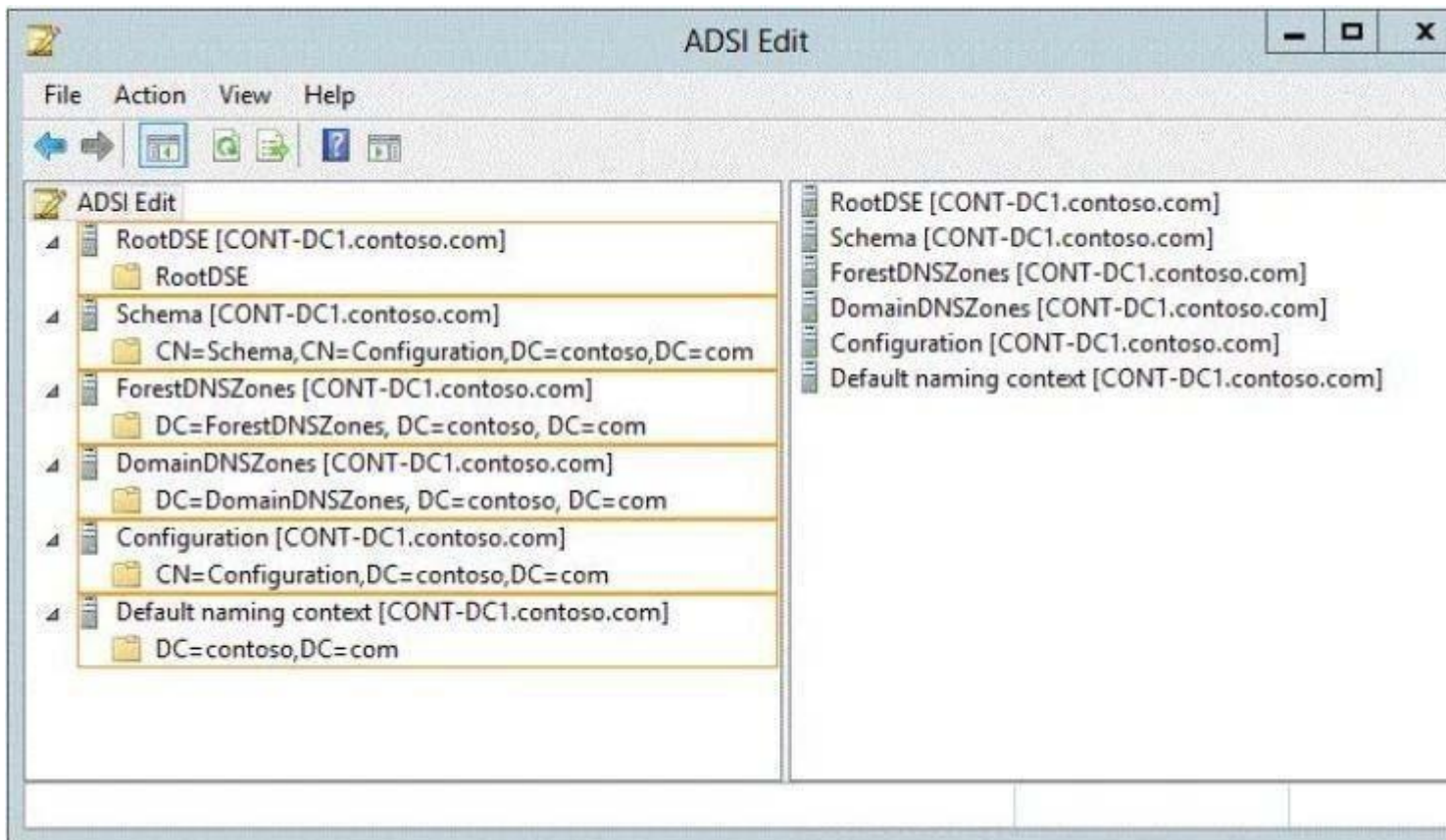
The DHCP option 60, when set to "PXEClient" is used only to instruct the PXE clients to try to use a PXE Service bound on UDP port 4011. Actually, if there is a bootp or dhcp service bound on UDP port 67 of an host (usually called a server), a PXE service cannot bind on that port on that host. Since the PXE Service uses BOOTP/DHCP packets to send the options 66 and 67 to the clients, it needs to be able to bind to the associated port (bootps) or to an alternated port (4011) that the clients know they must use as the alternate port. And to instruct the clients to use this alternate port, you have to set dhcp option 60 to "PXEClient".

If Windows Deployment Services and DHCP are running on the same computer, configuring Windows Deployment Services to not respond to any client computers will not work. This is because although Windows Deployment Services will not respond, DHCP will. You should disable WDS if you have both installed and using DHCP.

**QUESTION 341**

Your network contains an Active Directory domain named contoso.com. You need to identify whether the Company attribute replicates to the global catalog. Which part of the Active Directory partition should you view? To answer, select the appropriate Active Directory object in the answer area.

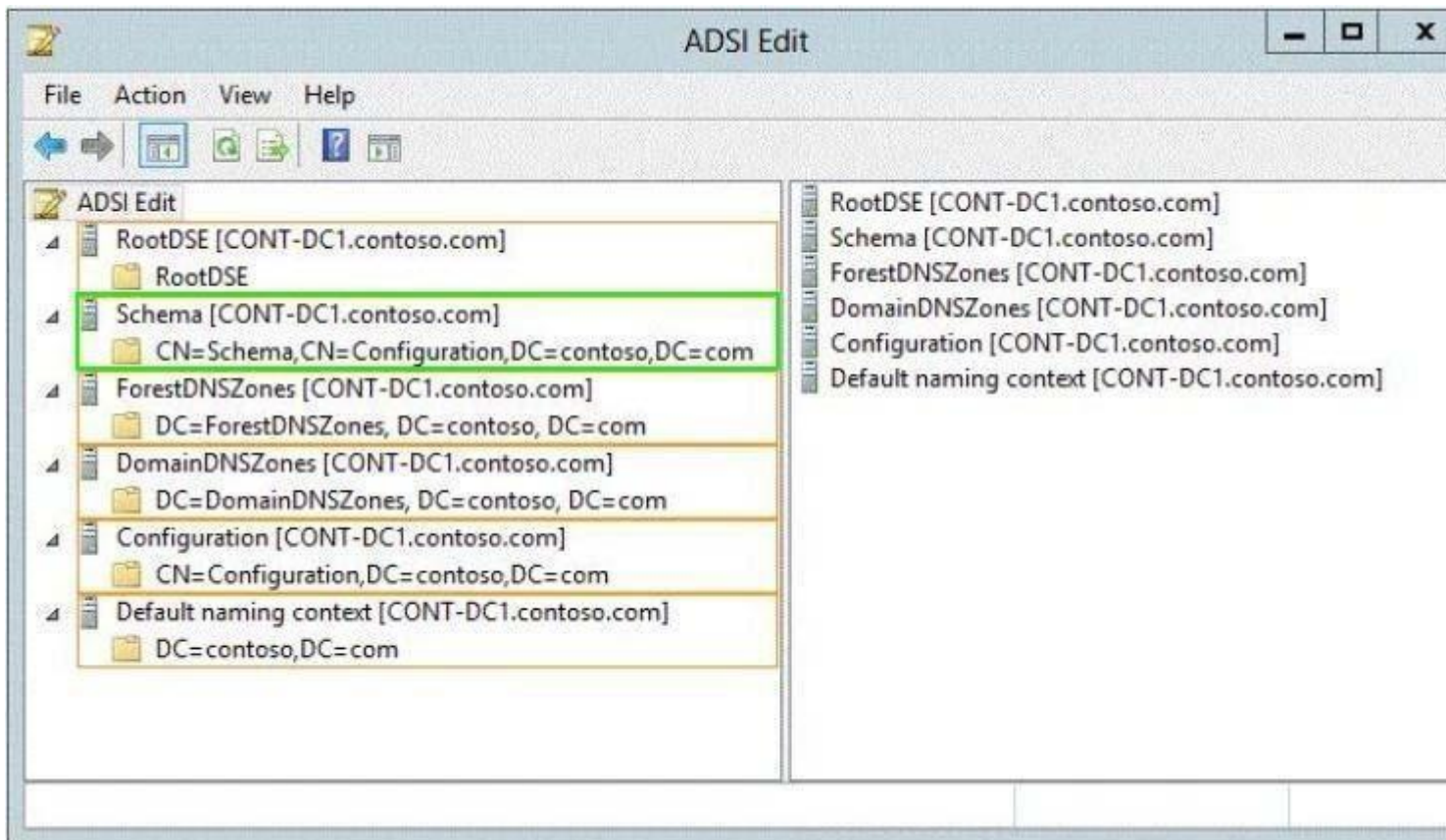




- A.
- B.
- C.
- D.

**Correct Answer:**  
**Section: (none)**  
**Explanation**

**Explanation/Reference:**



Schema -Contains the Schema container, which stores class and attribute definitions for all existing and possible Active Directory objects in cn=schema,cn=configuration,dc= forestRootDomain . Updates to this container are replicated to all domain controllers in the forest. You can view the contents of the Schema container in the Active Directory Schema console. <http://technet.microsoft.com/en-us/library/cc961591.aspx>

**QUESTION 342**

Your network contains two servers named Server1 and Server2 that run Windows Server 2012 R2. Server1 has the Hyper-V server role installed. Server2 has the Windows Deployment Services server role installed. On Server1, you have a virtual machine named VM1. You plan to deploy an image to VM1 by using Windows Deployment Services (WDS). You need to ensure that VM1 can connect to Server1 by using PXE. Which settings should you configure on VM1?

To answer, select the appropriate settings in the answer area.

VM1

Hardware

- Add Hardware
- BIOS  
Boot from CD
- Memory  
2048 MB
- Processor  
1 Virtual processor
- IDE Controller 0
  - Hard Drive  
VM1.vhdx
- IDE Controller 1
  - DVD Drive  
None
- SCSI Controller
- Fibre Channel Adapter  
FC SAN1
- Legacy Network Adapter  
Not connected
- Network Adapter  
LAN1
- COM 1  
None
- COM 2

- A.
- B.
- C.
- D.

**Correct Answer:**

**Section: (none)**

**Explanation**

**Explanation/Reference:**

VM1

Hardware

- Add Hardware
- BIOS  
Boot from CD
- Memory  
2048 MB
- + Processor  
1 Virtual processor
- IDE Controller 0
  - Hard Drive  
VM1.vhdx
- IDE Controller 1
  - DVD Drive  
None
- SCSI Controller
- Fibre Channel Adapter  
FC SAN1
- + Legacy Network Adapter  
Not connected
- + Network Adapter  
LAN1
- COM 1  
None
- COM 2

Virtual machines can be deployed to Hyper-V using Windows Deployment Services (WDS). To accomplish this requires the proper WDS infrastructure be in place and that the VM PXE boot using a Legacy Network Adapter. By default, there is only a "Standard Network Adapter" installed on the Virtual Machine, but for PXE functionality you will need to add a "Legacy Network Adapter".

Go to the "Legacy Network Adapter" that you just added and specify that it should use the Virtual Switch that you just created.

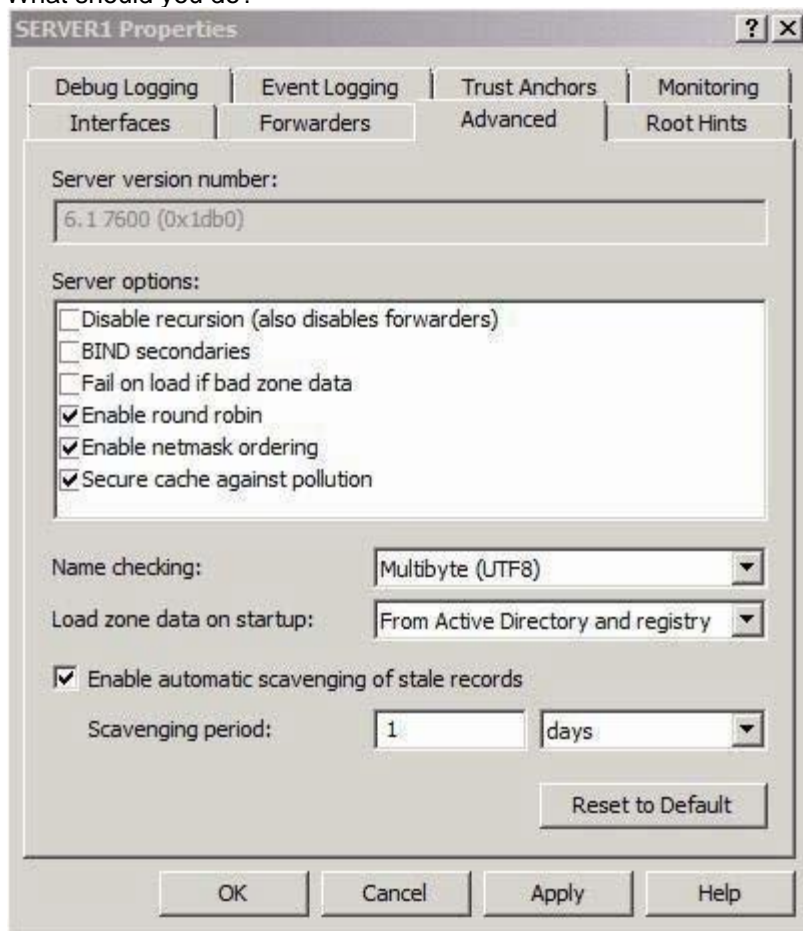
Last but not least, you should change the BIOS boot priority to make sure that the Virtual Machine always tries to boot first using the "Legacy Network Adapter". Just select the "Legacy Network Adapter" and move it to the top using the buttons

### QUESTION 343

You have an Active Directory domain named contoso.com. You have a domain controller named Server1 that is configured as a DNS server. Server1 hosts a standard primary zone for contoso.com. The DNS configuration of Server1 is shown in the exhibit. (Click the Exhibit button.)

You discover that stale resource records are not automatically removed from the contoso.com zone. You need to ensure that the stale resource records are automatically removed from the contoso.com zone.

What should you do?



- A. Set the scavenging period of Server1 to 0 days
- B. Modify the Server Aging/Scavenging properties
- C. Configure the aging properties for the contoso.com zone
- D. Convert the contoso.com zone to an Active Directory-integrated zone.

**Correct Answer:**

**Section: (none)**

**Explanation**

**Explanation/Reference:**

Scavenging or aging as it is also known as automates the deletion of old records. When scavenging is disabled, these records must be deleted manually or the size of the DNS database can become large and have an adverse effect on performance. In the exhibit it shows that scavenging is enabled on Server1, thus you should configure the aging properties for the zone.

**QUESTION 344**

Your network contains a domain controller that is configured as a DNS server. The server hosts an Active Directory-integrated zone for the domain. You need to reduce how long it takes until stale records are deleted from the zone. What should you do?

- A. From the configuration directory partition of the forest, modify the tombstone lifetime.
- B. From the configuration directory partition of the forest, modify the garbage collection interval
- C. From the aging properties of the zone, modify the no-refresh interval and the refresh interval
- D. From the start of authority (SOA) record of the zone, modify the refresh interval and the expire interval

**Correct Answer:** C

**Section:** (none)

**Explanation****Explanation/Reference:**

Scavenging automates the deletion of old records. When scavenging is enabled, then you should also change the no-refresh and refresh intervals of the aging properties of the zone else it may take too long for stale records to be deleted and the size of the DNS database can become large and have an adverse effect on performance.

**QUESTION 345**

Your company has an Active Directory domain. You log on to the domain controller. The Active Directory Schema snap-in is not available in the Microsoft Management Console (MMC). You need to access the Active Directory Schema snap-in. What should you do?

- A. Register Schmmgmt.dll
- B. Log off and log on again by using an account that is a member of the Schema Admins group
- C. Use the Ntdsutil.exe command to connect to the schema master operations master and open the schema for writing.
- D. Add the Active Directory Lightweight Directory Services (AD/LDS) role to the domain controller by using Server Manager.

**Correct Answer:** A

**Section:** (none)

**Explanation****Explanation/Reference:**

Install the Active Directory Schema Snap-In

You can use this procedure to first register the dynamic-link library (DLL) that is required for the Active Directory Schema snap-in. You can then add the snap-in to Microsoft Management Console (MMC).

To install the Active Directory Schema snap-in

1. To open an elevated command prompt, click Start , type command prompt and then right-click Command Prompt when it appears in the Start menu. Next, click Run as administrator and then click OK .

To open an elevated command prompt in Windows Server 2012 R2, click Start , type cmd , right clickcmd and then click Run as administrator .

2. Type the following command, and then press ENTER:

```
regsvr32 schmmgmt.dll
```

3. Click Start , click Run , type mmc and then click OK .

4. On the File menu, click Add/Remove Snap-in .
5. Under Available snap-ins , click Active Directory Schema , click Add and then click OK .
6. To save this console, on the File menu, click Save .
7. In the Save As dialog box, do one of the following:
  - \* To place the snap-in in the Administrative Tools folder, in File name , type a name for the snap-in, and then click Save .
  - \* To save the snap-in to a location other than the Administrative Tools folder, in Save in , navigate to a location for the snap-in. In File name , type a name for the snap-in, and then click Save .

#### **QUESTION 346**

Your company has an Active Directory forest. Not all domain controllers in the forest are configured as Global Catalog Servers. Your domain structure contains one root domain and one child domain. You modify the folder permissions on a file server that is in the child domain. You discover that some Access Control entries start with S-1-5-21 and that no account name is listed. You need to list the account names. What should you do?

- A. Move the RID master role in the child domain to a domain controller that holds the Global Catalog
- B. Modify the schema to enable replication of the friendlynames attribute to the Global Catalog.
- C. Move the RID master role in the child domain to a domain controller that does not hold the Global Catalog.
- D. Move the infrastructure master role in the child domain to a domain controller that does not hold the Global Catalog

**Correct Answer:** D

**Section:** (none)

**Explanation**

#### **Explanation/Reference:**

Explanation:

If the IM Flexible Single Master Operation (FSMO) role holder is also a global catalog server, the phantom indexes are never created or updated on that domain controller. (The FSMO is also known as the operations master.) This behavior occurs because a global catalog server contains a partial replica of every object in Active Directory. The IM does not store phantom versions of the foreign objects because it already has a partial replica of the object in the local global catalog. For this process to work correctly in a multidomain environment, the infrastructure FSMO role holder cannot be a global catalog server. Be aware that the first domain in the forest holds all five FSMO roles and is also a global catalog. Therefore, you must transfer either role to another computer as soon as another domain controller is installed in the domain if you plan to have multiple domains.

#### **QUESTION 347**

You have an existing Active Directory site named Site1. You create a new Active Directory site and name it Site2. You need to configure Active Directory replication between Site1 and Site2. You install a new domain controller. You create the site link between Site1 and Site2. What should you do next?

- A. Use the Active Directory Sites and Services console to configure a new site link bridge object
- B. Use the Active Directory Sites and Services console to decrease the site link cost between Site1 and Site2.
- C. Use the Active Directory Sites and Services console to assign a new IP subnet to Site2. Move the new domain controller object to Site2
- D. Use the Active Directory Sites and Services console to configure the new domain controller as a preferred bridgehead server for Site1.

**Correct Answer:** C

**Section:** (none)

**Explanation**

#### **Explanation/Reference:**



<http://www.enterprisenetworkingplanet.com/netsysm/article.php/624411/Intersite-Replication.htm>

#### Inter-site Replication

The process of creating a custom site link has five basic steps:

1. Create the site link.
2. Configure the site link's associated attributes.
3. Create site link bridges.
4. Configure connection objects. (This step is optional.)
5. Designate a preferred bridgehead server. (This step is optional)

<http://technet.microsoft.com/en-us/library/cc759160%28v=ws.10%29.aspx>

Replication between sites

#### QUESTION 348

Your network contains an Active Directory domain named contoso.com. The domain contains 20 computer accounts in an organizational unit (OU) named OU1. A user account named User1 is in an OU named OU2.

You are configuring a Group Policy object (GPO) named GPO1. You need to assign User1 the Back up files and directories user right to all of the computer accounts in OU1.

Which two actions should you perform? (Each correct answer presents part of the solution. Choose two.)

- A. Link GPO1 to OU1
- B. Link GPO1 to OU2.
- C. Modify the Delegation settings of GPO1.
- D. From User Configuration in GPO1, modify the security settings.
- E. From Computer Configuration in GPO1, modify the security settings

**Correct Answer:** AE

**Section:** (none)

**Explanation**

#### Explanation/Reference:

- A. You have to Link a GPO to an object in order for it to be Applied to that object
- B. Wrong object to link the GPO
- C. Delegation settings refer to delegating control over the properties of the GPO
- D. User Configuration typically contains subitems for Software Settings, Windows Settings, and Administrative Templates
- E. Backup Files and Directories are found in Computer Configuration\Windows Settings\Local Policies\User Rights Assignment Back up files and directories - This user right determines which users can bypass file and directory, registry, and other persistent object permissions for the purposes of backing up the system.

#### QUESTION 349

Your network contains an Active Directory domain named contoso.com. The domain contains three member servers. The servers are configured as shown in the following table

Server name	Operating system	Server role
Server1	Windows Server 2012 R2	Windows Deployment Services
Server2	Windows Server 2008 R2	Windows Server Update Services
Server3	Windows Server 2012 R2	Print and Document Services

All client computers run Windows 8. All client computers receive updates from Server2.

On Servers, you add a shared printer named Printer1. Printer1 uses a Type 4 driver that is not included in the Windows 8 installation media.

You need to ensure that when users connect to the printer for the first time, the printer driver is installed automatically on their client computer.

What should you do?

- A. From the Windows Deployment Services console on Server1, add the driver package for Printer1

- B. From the Update Services console on Server2, import and approve updates.
- C. From Windows PowerShell on Server3, run the Add-PrinterDriver cmdlet
- D. From the Print Management console on Server3, add additional drivers for Printer1

**Correct Answer:** D

**Section:** (none)

**Explanation**

**Explanation/Reference:**

Print and Document Services enables you to centralize print server and network printer tasks. With this role, you can also receive scanned documents from network scanners and route the documents to a shared network resource, Windows SharePoint Services site, or email addresses.

Starting with Windows 8 and Server 2012 R2 - here comes the Version 4 drivers (class driver or model specific driver) which changes a couple of things, a system that allows people to install their printers without having to locate a driver for that device, in many cases.

1. There is no v3 driver support for Windows on ARM
2. The print server is no longer a software distribution mechanism
3. Group Policy Preference TCP/IP printers do not support Type 4 print drivers
4. The LPR/LPD protocol is deprecated and will eventually be removed

To install v4 drivers using the Print Management Console

1. Open the Print Management Console by opening Server Manager, click Tools, and then click Print Management.
2. Expand Print Servers, and then expand the Print Server name. Right click Drivers and select Add Drivers.
3. To add a v4 driver for a device, select the driver that has v4 or Class Driver in the name.

**QUESTION 350**

You have a server named Server1 that runs a Server Core installation of Windows Server 2012 R2. Server1 is configured to obtain an IPv4 address by using DHCP. You need to configure the IPv4 settings of the network connection on Server1 as follows:

- IP address: 10.1.1.1
- Subnet mask: 255.255.240.0
- Default gateway: 10.1.1.254

What should you run?

- A. netsh.exe
- B. netcfg.exe
- C. msconfig.exe
- D. ipconfig.exe

**Correct Answer:** A

**Section:** (none)

**Explanation**

**Explanation/Reference:**

In order to configure TCP/IP settings such as the IP address, Subnet Mask, Default Gateway, DNS and WINS addresses and many other options you can use Netsh.exe.

Incorrect:

not D: Windows Server 2012 Core still has IPCONFIG.EXE that can be used to view the IP configuration. Modern servers typically come with several network interface ports. This causes IPCONFIG.EXE to scroll off the screen when viewing its output. Consider piping the output if IPCONFIG.EXE to a file and view it with Notepad.exe.

**QUESTION 351**

Your network contains an Active Directory domain named contoso.com. The domain contains a member server named Server1. Server1 runs Windows Server 2012 R2 and has the File Server server role installed. On Server1, you create a share named Documents. You need to ensure that users can recover files that they accidentally delete from Documents. What should you do?

- A. Enable shadow copies by using Computer Management
- B. Modify the Startup type of the Volume Shadow Copy Service (VSS) by using the Services console
- C. Create a recovery partition by using Windows Assessment and Deployment Kit (Windows ADK).
- D. Create a storage pool that contains a two-way mirrored volume by using Server Manager

**Correct Answer:** A

**Section:** (none)

**Explanation**

**Explanation/Reference:**

If you enable Shadow Copies of Shared Folders on a volume using the default values, a task will be scheduled to create shadow copies at 7:00 A.M of next business day. The default storage area will be on the same volume, and its size will be 10 percent of the available space. You can only enable Shadow Copies of Shared Folders on a per-volume basis--that is, you cannot select specific shared folders and files on a volume to be copied or not copied. To enable and configure Shadow Copies of Shared Folders

1. Click Start, point to Administrative Tools, and then click Computer Management.
2. In the console tree, right-click Shared Folders, click All Tasks, and then click Configure Shadow Copies.
3. In Select a volume, click the volume that you want to enable Shadow Copies of Shared Folders for, and then click Enable.
4. You will see an alert that Windows will create a shadow copy now with the current settings and that these settings might not be appropriate for servers with high I/O loads. Click Yes if you want to continue or No if you want to select a different volume or settings.
5. To make changes to the default schedule and storage area, click Settings.

**QUESTION 352**

Your network contains an Active Directory domain named contoso.com. The domain contains a server named Server1 that runs Windows Server 2012 R2.

You create a new inbound rule by using Windows Firewall with Advanced Security.

You need to configure the rule to allow Server1 to accept unsolicited inbound packets that are received through a network address translation (NAT) device on the network.

Which setting in the rule should you configure?

- A. Edge traversal
- B. Authorized computers
- C. Interface types
- D. Remote IP address

**Correct Answer:** A

**Section:** (none)

**Explanation**

**Explanation/Reference:**

Edge traversal - This indicates whether edge traversal is enabled (Yes) or disabled (No). When edge traversal is enabled, the application, service, or port to which the rule applies is globally addressable and accessible from outside a network address translation (NAT) or edge device

**QUESTION 353**

You work as an administrator at ENSUREPASS.com. The ENSUREPASS.com network consists of a single domain named ENSUREPASS.com. All servers on the ENSUREPASS.com network have Windows Server 2012 R2 installed.

ENSUREPASS.com has a server, named ENSUREPASS-SR07, which has two physical disks installed. The

C: drive hosts the boot partition, while the D: drive is not being used. Both disks are online.

You have received instructions to create a virtual machine on ENSUREPASS-SR07. Subsequent to creating the virtual machine, you have to connect the D: drive to the virtual machine.

Which of the following is TRUE with regards to connecting a physical disk to a virtual machine?

- A. The physical disk should not be online
- B. The physical disk should be uninstalled and re-installed
- C. The physical disk should be configured as a striped disk
- D. The physical disk should be configured as a mirrored disk.

**Correct Answer:** A

**Section:** (none)

**Explanation**

**Explanation/Reference:**

Your virtual machines can also be connected to physical hard disks on the virtualization server virtual hard disks. (This is sometimes referred to as having a "pass-through" disk connected to a virtual machine.)

The physical hard disk that you connect to a virtual machine can also be a network-attached disk, like a logical unit number (LUN) in a storage area network (SAN). A common example is an iSCSI LUN that has been mapped to the virtualization server by using Microsoft iSCSI Initiator. Because the virtualization server sees network-attached storage as local disks, the iSCSI LUN can be connected to a virtual machine.

The most important limitation about having a physical hard disk connected to a virtual machine is that it cannot be connected to the virtualization server or to other virtual machines at the same time.

The virtual machine must have exclusive access to the physical hard disk.

Pass-through Disk Configuration

Hyper-V allows virtual machines to access storage mapped directly to the Hyper-V server without requiring the volume be configured. The storage can either be a physical disk internal to the Hyper-V server or it can be a Storage Area Network (SAN) Logical Unit (LUN) mapped to the Hyper-V server. To ensure the Guest has exclusive access to the storage, it must be placed in an Offline state from the Hyper-Vserver perspective

<http://blogs.technet.com/b/askcore/archive/2008/10/24/configuring-pass-through-disks-in-hyperv.aspx>

<http://technet.microsoft.com/pt-pt/library/ff404147%28v=ws.10%29.aspx>

**QUESTION 354**

You have a server named dc2.contoso.com that runs Windows Server 2012 R2 and has the DNS Server server role installed.

You open DNS Manager as shown in the exhibit. (Click the Exhibit button.)



You need to view the DNS server cache from DNS Manager. What should you do first?

- A. From the View menu, click Advanced.
- B. From the Action menu, click Configure a DNS Server...
- C. From the View menu, click Filter...
- D. From the Action menu, click Properties

**Correct Answer:** A

**Section:** (none)

**Explanation**

**Explanation/Reference:**

To view the contents of the DNS cache, perform the following steps:

1. Start the Microsoft Management Console (MMC) DNS snap-in (Go to Start, Programs, Administrative Tools, and click DNS).
2. From the View menu, select Advanced.
3. Select the Cached Lookups tree node from the left-hand pane to display the top-level domains (e.g., com, net) under.(root). Expand any of these domains to view the cached DNS information (the actual records will appear in the right-hand pane).

**QUESTION 355**

Your network contains an Active Directory domain named contoso.com. The domain contains an application server named Server1. Server1 runs Windows Server 2012 R2. You have a client application named App1 that communicates to Server1 by using dynamic TCP ports.

On Server1, a technician runs the following command: `New-NetFirewallRule -DisplayName AllowDynamic -Direction Outbound -LocalPort 1024- 65535 -Protocol TCP`

Users report that they can no longer connect to Server1 by using App1. You need to ensure that App1 can connect to Server1. What should you run on Server1?

- A. `Set-NetFirewallRule -DisplayName AllowDynamic -Action Allow`
- B. `netsh advfirewall firewall set rule name=allowdynamic new action = allow`
- C. `Set-NetFirewallRule -DisplayName AllowDynamic -Direction Inbound`

D. netsh advfirewall firewall add rule name=allowdynamic action=allow

**Correct Answer:** C

**Section:** (none)

**Explanation**

**Explanation/Reference:**

Set-NetFirewallRule - Modifies existing firewall rules. You have to allow the connection INTO the server - inbound rules

**QUESTION 356**

You have a print server named Server1 that runs Windows Server 2012 R2.

You discover that when there are many pending print jobs, the system drive occasionally runs out of free space. You add a new hard disk to Server1. You create a new NTFS volume. You need to prevent the print jobs from consuming disk space on the system volume.

What should you modify?

- A. the properties of the Print Spooler service
- B. the Print Server Properties
- C. the properties of each shared printer
- D. the properties on the new volume

**Correct Answer:** B

**Section:** (none)

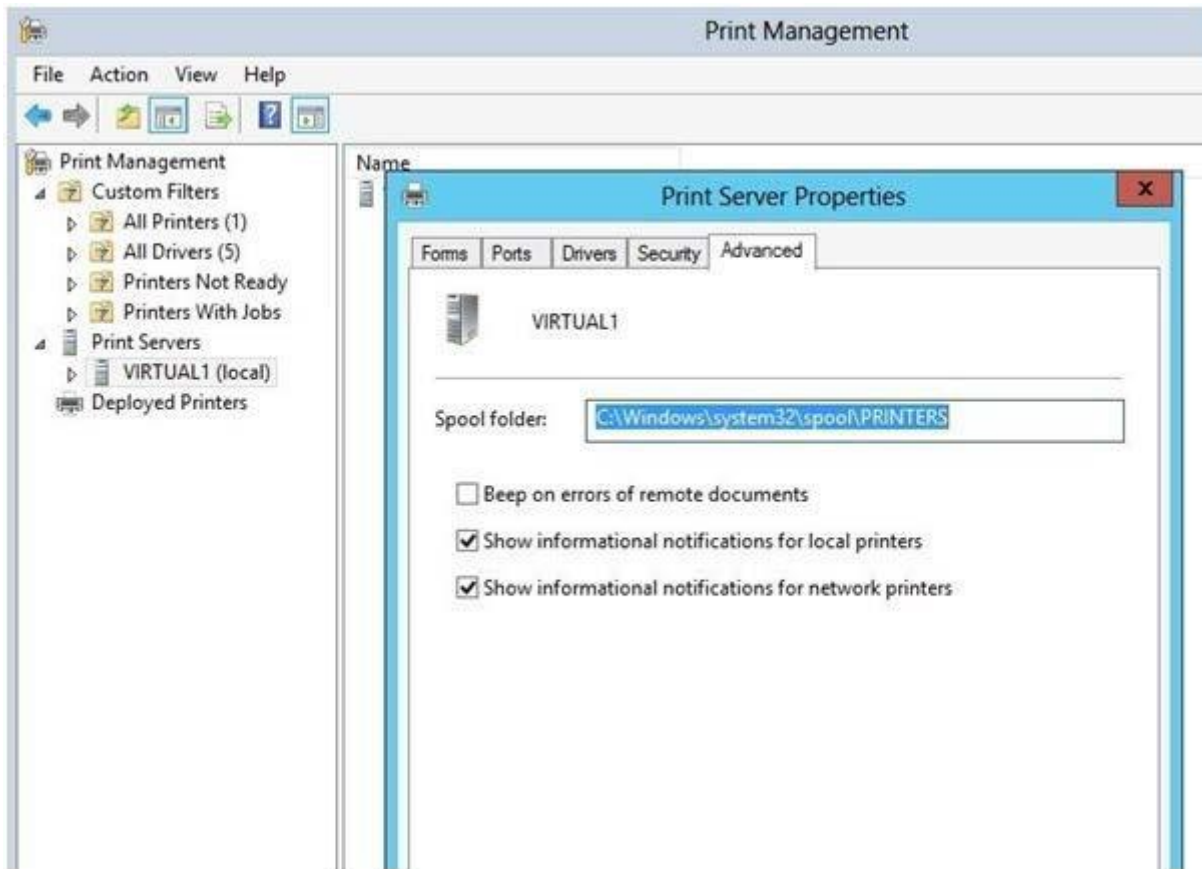
**Explanation**

**Explanation/Reference:**

Windows spools print jobs by default to the following directory as the they are processed:

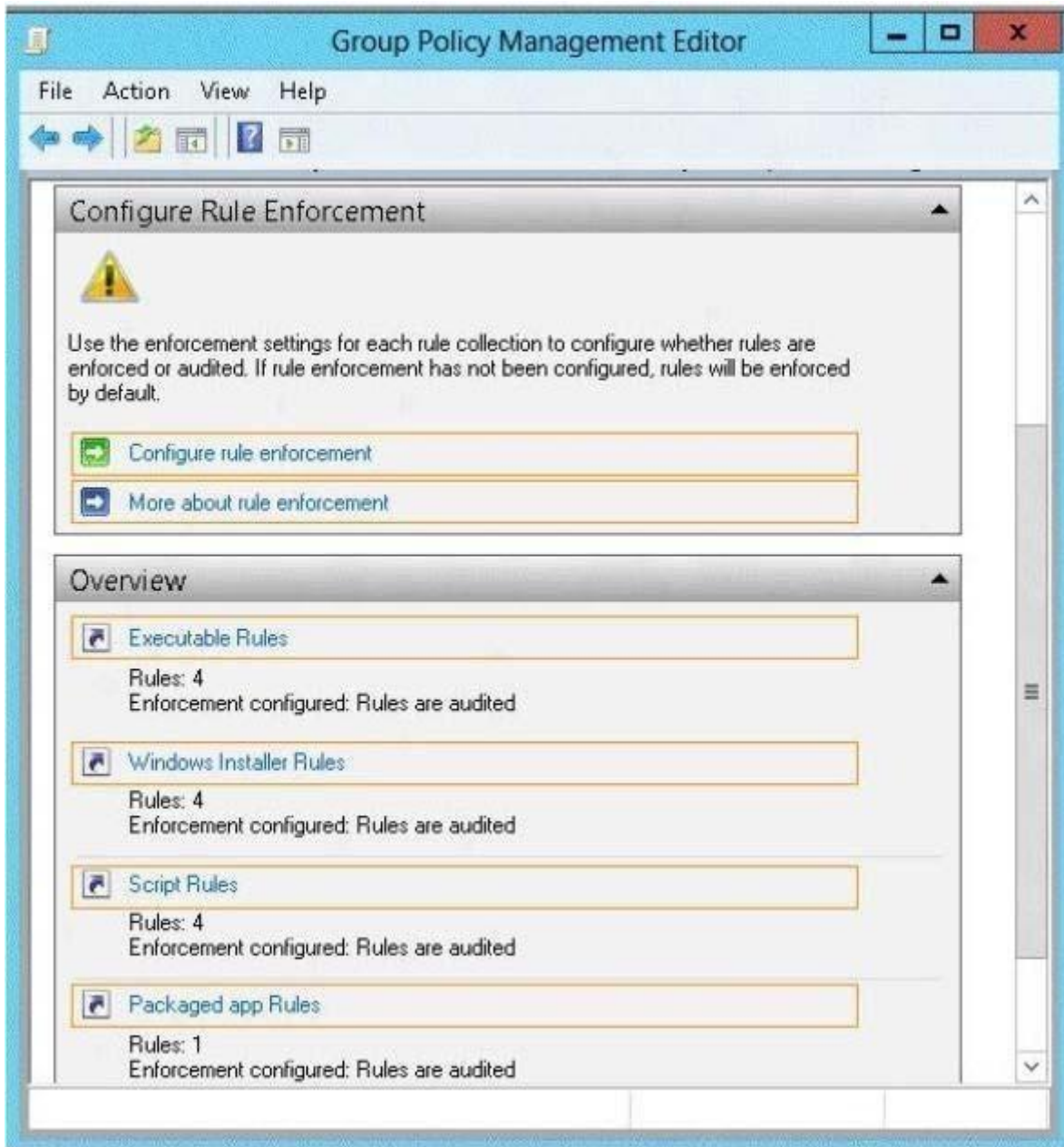
%SystemRoot%\SYSTEM32\SPOOL\PRINTERS.

It is possible for the administrator of a Windows print server to manually instruct Windows the location for placing the spool files, if for example there is a concern for disk space



### QUESTION 357

Hotspot Question Your network contains an Active Directory domain named contoso.com. All client computers run Windows 8. An administrator creates an application control policy and links the policy to an organizational unit (OU) named OU1. The application control policy contains several deny rules. The deny rules apply to the Everyone group. You need to prevent users from running the denied application. What should you configure? To answer, select the appropriate object in the answer area.

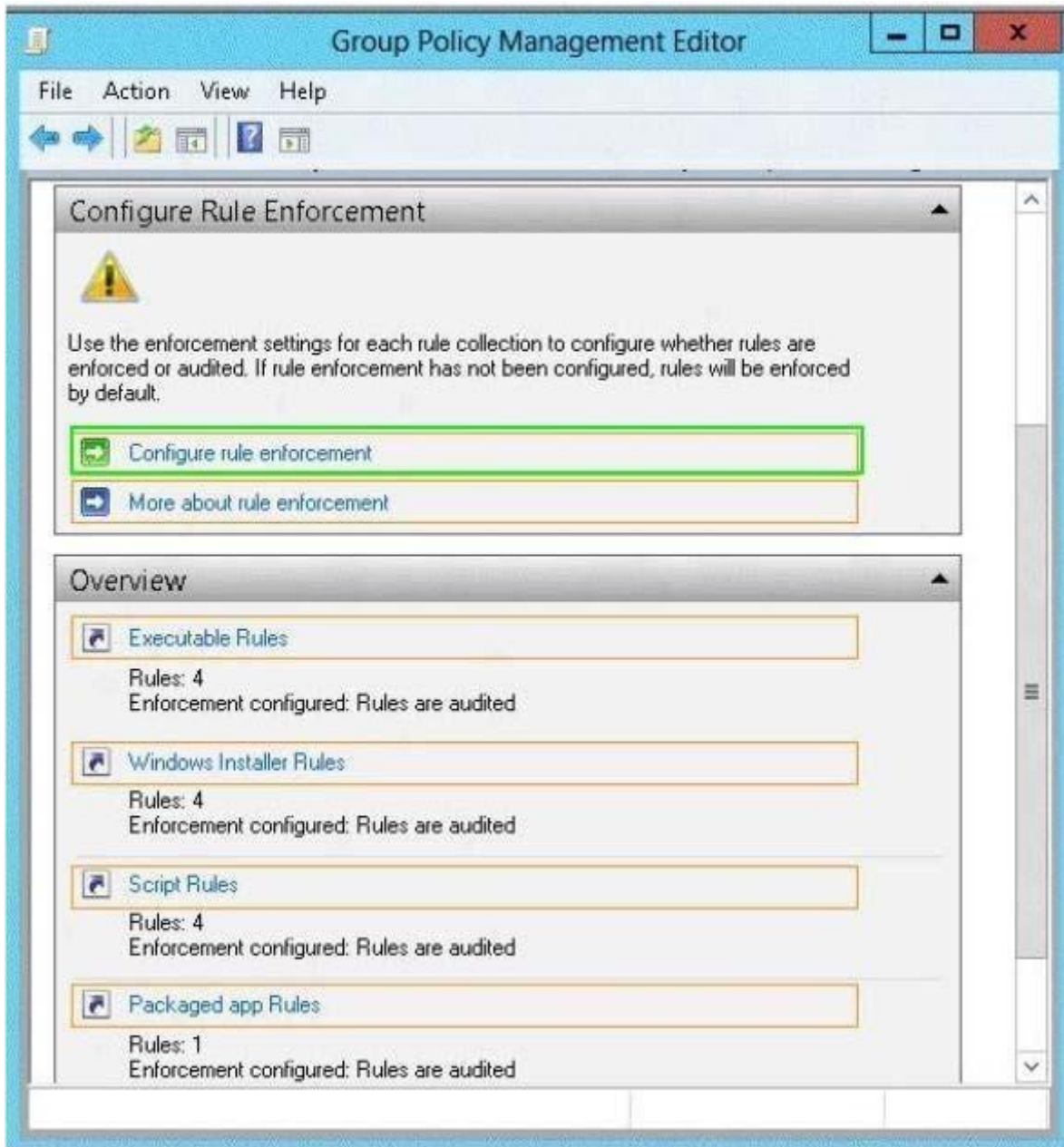


- A.
- B.
- C.
- D.

**Correct Answer:**  
**Section: (none)**  
**Explanation**

**Explanation/Reference:**

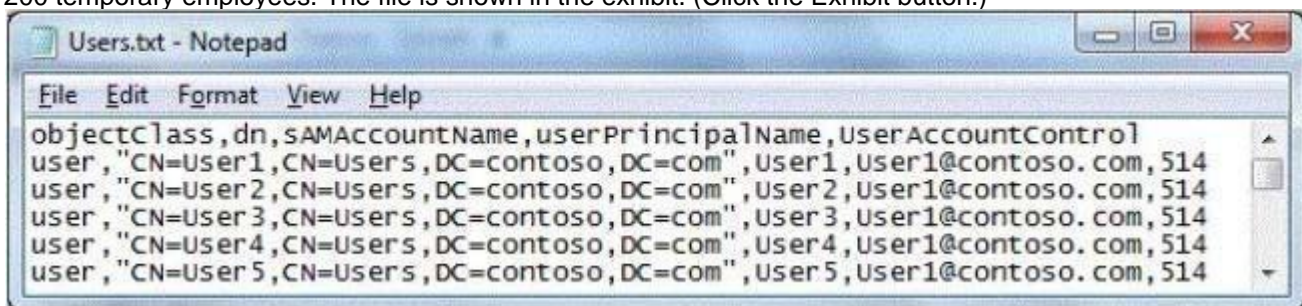




### QUESTION 358

Your network contains an Active Directory domain named contoso.com.

An administrator provides you with a file that contains the information to create user accounts for 200 temporary employees. The file is shown in the exhibit. (Click the Exhibit button.)



You need to automate the creation of the user accounts. You must achieve this goal by using the

minimum amount of administrative effort.  
Which tool should you use?

- A. csvde
- B. Net user
- C. Ldifde
- D. Dsadd
- E. een bak friet

**Correct Answer:** A

**Section:** (none)

**Explanation**

**Explanation/Reference:**

csvde - Imports and exports data from Active Directory Domain Services (AD DS) using files that store data in the comma-separated value (CSV) format. You can also support batch operations based on the CSV file format standard.

[http://technet.microsoft.com/en-us/library/cc732101\(v=ws.10\).aspx](http://technet.microsoft.com/en-us/library/cc732101(v=ws.10).aspx)

Net user - Adds or modifies user accounts, or displays user account information.

[http://technet.microsoft.com/en-us/library/cc771865\(v=ws.10\).aspx](http://technet.microsoft.com/en-us/library/cc771865(v=ws.10).aspx)

Ldifde - Creates, modifies, and deletes directory objects. You can also use Ldifde to extend the schema, export Active Directory user and group information to other applications or services, and populate Active Directory Domain Services (AD DS) with data from other directory services.

**QUESTION 359**

You have a server named Server1 that runs Windows Server 2012 R2.

You plan to create an image of Server1. You need to remove the source files for all server roles that are not installed on Server1. Which tool should you use?

- A. servermanagercmd.exe
- B. imagex.exe
- C. dism.exe
- D. ocsetup.exe

**Correct Answer:** C

**Section:** (none)

**Explanation**

**Explanation/Reference:**

servermanagercmd.exe - The ServerManagerCmd.exe command-line tool has been deprecated in Windows Server 2008 R2. imagex.exe - ImageX is a command-line tool in Windows Vista that you can use to create and manage Windows image (.wim) files. A .wim file contains one or more volume images, disk volumes that contain images of an installed Windows operating system. dism.exe - Deployment Image Servicing and Management (DISM.exe) is a command-line tool that can be used to service a Windows image or to prepare a Windows Preinstallation Environment (WindowsPE) image. It replaces Package Manager (Pkgmgr.exe), PEimg, and Intlcfg that were included in Windows Vista.

The functionality that was included in these tools is now consolidated in one tool (DISM.exe), and new functionality has been added to improve the experience for offline servicing. DISM can add, remove, and enumerate packages. ocsetup.exe - The Ocsetup.exe tool is used as a wrapper for Package Manager (Pkgmgr.exe) and for Windows Installer (Msiexec.exe). Ocsetup.exe is a command-line utility that can be used to perform scripted installs and scripted uninstalls of Windows optional components. The Ocsetup.exe tool replaces the Sysocmgr.exe tool that Windows XP and Windows Server 2003 use.

```

PS C:\Users\Administrator> dism /online /Cleanup-Image /StartComponentCleanup
Deployment Image Servicing and Management tool
Version: 6.2.9200.16384

Image Version: 6.2.9200.16384

[=====100.0%=====]
The operation completed successfully.
PS C:\Users\Administrator>

```

**QUESTION 360**

Your network contains an Active Directory domain named contoso.com. The domain contains a server named Server1. Server1 runs Windows Server 2012 R2 and has the Hyper- V server role installed. You need to log the amount of system resources used by each virtual machine. What should you do?

- A. From Windows PowerShell, run the Enable-VMRe5ourceMetering cmdlet
- B. From Windows System Resource Manager, enable Accounting
- C. From Windows System Resource Manager, add a resource allocation policy.
- D. From Windows PowerShell, run the Measure-VM cmdlet

**Correct Answer:** A

**Section:** (none)

**Explanation**

**Explanation/Reference:**

Explanation:

Route is used to view and modify the IP routing table.

Route Print displays a list of current routes that the host knows. Default gateways are important to make IP routing work efficiently. TCP/IP hosts rely on default gateways for most of their communication needs with hosts on remote network segments. In this way, individual hosts are freed of the burden of having to maintain extensive and continuously updated knowledge about individual remote IP network segments. Only the router that acts as the default gateway needs to maintain this level of routing knowledge to reach other remote network segments in the larger internetwork. If the default gateway fails, communication beyond the local network segment may be impaired. To prevent this, you can use the Advanced TCP/IP Settings dialog box (in Network Connections) for each connection to specify multiple default gateways. You can also use the route command to manually add routes to the routing table for heavily used hosts or networks. If you have multiple interfaces and you configure a default gateway for each interface, TCP/IP by default automatically calculates an interface metric that is based on the speed of the interface. The interface metric becomes the metric of the default route in the routing table for the configured default gateway. The interface with the highest speed has the lowest metric for its default route. The result is that whenever multiple default gateways are configured on multiple interfaces, the fastest interface will be used to forward traffic to its default gateway.

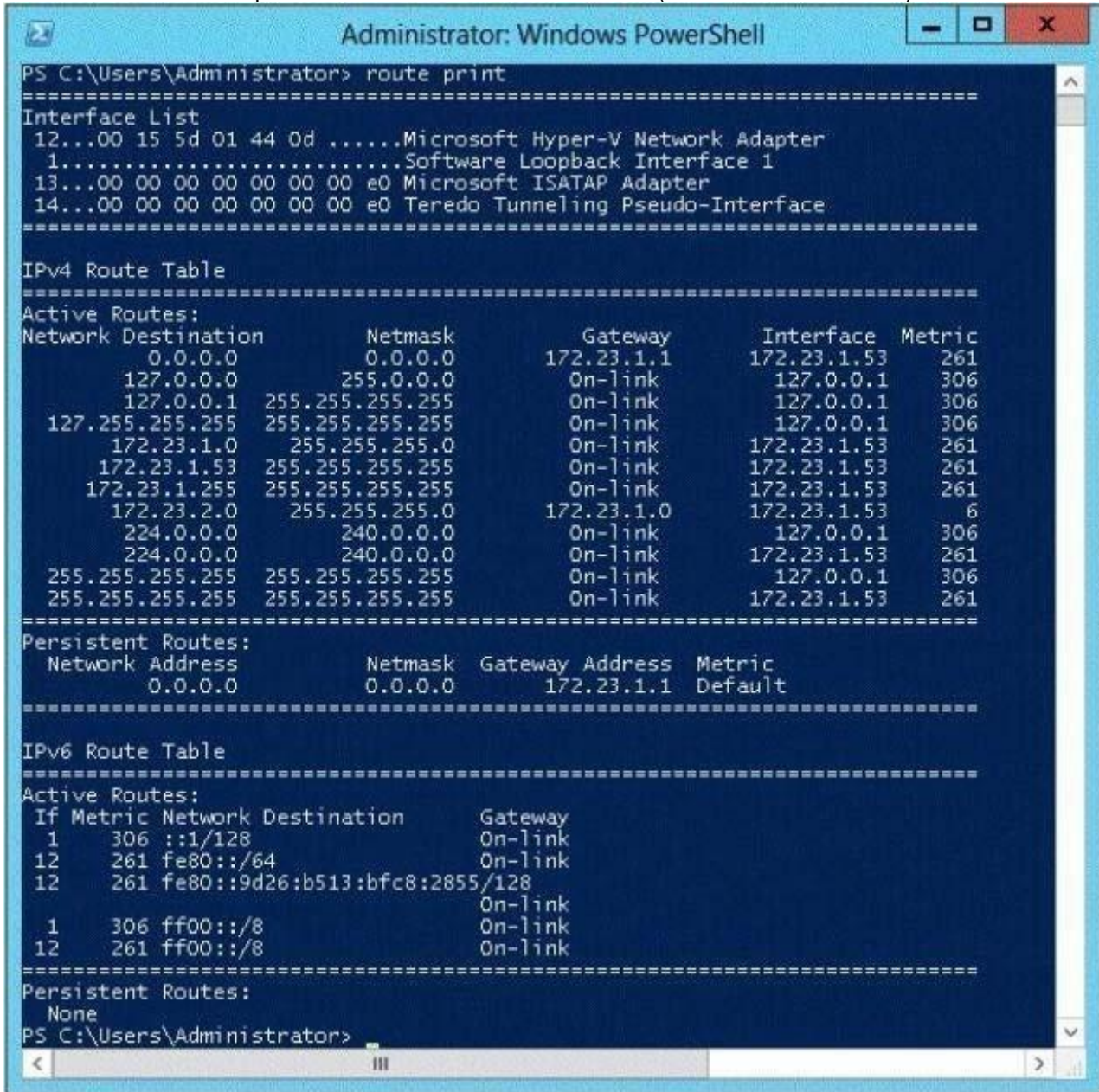
If multiple interfaces of the same speed have the same lowest interface metric, then, based upon the binding order, the default gateway of the first network adapter is used. The default gateway for the second network adapter is used when the first is unavailable. In order for Host A on Network 1 to communicate with Host B on Network 2, Host A first checks its routing table to see if a specific route to Host B exists. If there is no specific route to Host B, Host A forwards its TCP/IP traffic for Host B to its own default gateway, IP Router 1.

**QUESTION 361**

Your network contains two subnets. The subnets are configured as shown in the following table.

Subnet name	Network IP address
LAN1	172.23.1.0/24
LAN2	172.23.2.0/24

You have a server named Server2 that runs Windows Server 2012 R2. Server2 is connected to LAN1. You run the route print command as shown in the exhibit. (Click the Exhibit button.)



```

Administrator: Windows PowerShell
PS C:\Users\Administrator> route print
=====
Interface List
12...00 15 5d 01 44 0d .....Microsoft Hyper-V Network Adapter
1.....Software Loopback Interface 1
13...00 00 00 00 00 00 e0 Microsoft ISATAP Adapter
14...00 00 00 00 00 00 e0 Teredo Tunneling Pseudo-Interface
=====

IPv4 Route Table
=====
Active Routes:
Network Destination        Netmask          Gateway          Interface        Metric
-----
0.0.0.0                    0.0.0.0          172.23.1.1       172.23.1.53      261
127.0.0.0                  255.0.0.0        On-link          127.0.0.1        306
127.0.0.1                  255.255.255.255 On-link          127.0.0.1        306
127.255.255.255           255.255.255.255 On-link          127.0.0.1        306
172.23.1.0                 255.255.255.0   On-link          172.23.1.53      261
172.23.1.53                255.255.255.255 On-link          172.23.1.53      261
172.23.1.255              255.255.255.255 On-link          172.23.1.53      261
172.23.2.0                 255.255.255.0   172.23.1.0       172.23.1.53      6
224.0.0.0                  240.0.0.0        On-link          127.0.0.1        306
224.0.0.0                  240.0.0.0        On-link          172.23.1.53      261
255.255.255.255           255.255.255.255 On-link          127.0.0.1        306
255.255.255.255           255.255.255.255 On-link          172.23.1.53      261
=====
Persistent Routes:
Network Address            Netmask  Gateway Address  Metric
-----
0.0.0.0                    0.0.0.0          172.23.1.1      Default
=====

IPv6 Route Table
=====
Active Routes:
If Metric Network Destination      Gateway
-----
1    306  ::1/128                On-link
12   261  fe80::/64              On-link
12   261  fe80::9d26:b513:bfc8:2855/128
                                     On-link
1    306  ff00::/8               On-link
12   261  ff00::/8               On-link
=====
Persistent Routes:
None
PS C:\Users\Administrator>

```

You need to ensure that Server2 can communicate with the client computers on LAN2. What should you do?

- A. Change the metric of the 10.10.1.0 route
- B. Set the state of the Teredo interface to disable
- C. Set the state of the Microsoft ISATAP Adapter #2 interface to disable
- D. Run route delete 172.23.2.0.

**Correct Answer:** D

**Section:** (none)

**Explanation**

**Explanation/Reference:**

Route is used to view and modify the IP routing table.

Route Print displays a list of current routes that the host knows.

Default gateways are important to make IP routing work efficiently.

TCP/IP hosts rely on default gateways for most of their communication needs with hosts on remote network segments. In this way, individual hosts are freed of the burden of having to maintain extensive and continuously updated knowledge about individual remote IP network segments. Only the router that acts as the default gateway needs to maintain this level of routing knowledge reach other remote network segments in the larger internetwork.

If the default gateway fails, communication beyond the local network segment may be impaired. To prevent this, you can use the Advanced TCP/IP Settings dialog box (in Network Connections) for each connection to specify multiple default gateways. You can also use the route command to manually add routes to the routing table for heavily used hosts or networks.

If you have multiple interfaces and you configure a default gateway for each interface, TCP/IP by default automatically calculates an interface metric that is based on the speed of the interface. The interface metric becomes the metric of the default route in the routing table for the configured default gateway. The interface with the highest speed has the lowest metric for its default route. The result is that whenever multiple default gateways are configured on multiple interfaces, the fastest interface will be used to forward traffic to its default gateway.

If multiple interfaces of the same speed have the same lowest interface metric, then, based upon the binding order, the default gateway of the first network adapter is used. The default gateway for the second network adapter is used when the first is unavailable.

In order for Host A on Network 1 to communicate with Host B on Network 2, Host A first checks its routing table to see if a specific route to Host B exists. If there is no specific route to Host B, Host A forwards its TCP/IP traffic for Host B to its own default gateway, IP Router 1.

#### **QUESTION 362**

Your network contains an Active Directory domain named contoso.com. Your company hires 500 temporary employees for the summer. The human resources department gives you a Microsoft Excel document that contains a list of the temporary employees. You need to automate the creation of user accounts for the 500 temporary employees. Which tool should you use?

- A. The Add-Member cmdlet
- B. ADSI Edit
- C. The csvde.exe command
- D. Active Directory Users and Computers

**Correct Answer: C**

**Section: (none)**

**Explanation**

**Explanation/Reference:**

Csvde.exe is the best option to add multiple users. as you just need to export the excel spreadsheet

#### **QUESTION 363**

Your network contains an Active Directory domain named contoso.com. The domain contains a server named Server1 that runs Windows Server 2012 R2. Server1 has the Hyper- V server role installed. The domain contains a virtual machine named VM1. A developer wants to attach a debugger to VM1. You need to ensure that the developer can connect to VM1 by using a named pipe. Which virtual machine setting should you configure?

- A. Network Adapter
- B. BIOS
- C. Processor
- D. COM 1

**Correct Answer: D**

**Section: (none)**

**Explanation**

**Explanation/Reference:**

Named pipe. This option connects the virtual serial port to a Windows named pipe on the host operating system or a computer on the network. A named pipe is a portion of memory that can be used by one process to pass information to another process, so that the output of one is the input of the other. The second process can be local (on the same computer as the first) or remote (on a networked computer). For example, a local named pipe path could be \\.\pipe\mypipename. Named pipes can be used to create a virtual null modem cable between two virtual machines, or between a virtual machine and a debugging program on the host operating system that supports the use of named pipes.

By connecting two virtual serial ports to the same named pipe, you can create a virtual null modem cable connection. Named pipes are useful for debugging or for any program that requires a null modem connection

**QUESTION 364**

You have two servers named Server1 and Server2. Both servers run Windows Server 2012 R2. The servers are configured as shown in the following table.

Server name	Windows Firewall	IP address
Server1	Enabled	10.1.1.1
Server2	Disabled	192.168.1.10

The routing table for Server1 is shown in the Routing Table exhibit. (Click the Exhibit button.)

```
Administrator: C:\Windows\system32\cmd.exe

C:\>route print
=====
Interface List
15...00 15 5d 01 46 07 .....Microsoft Hyper-U Network Adapter #2
1.....Software Loopback Interface 1
13...00 00 00 00 00 00 00 e0 Microsoft ISATAP Adapter
14...00 00 00 00 00 00 00 e0 Teredo Tunneling Pseudo-Interface
=====

IPv4 Route Table
=====
Active Routes:
Network Destination        Netmask          Gateway           Interface        Metric
10.1.1.0                    255.255.255.0    On-link           10.1.1.4          261
10.1.1.4                    255.255.255.255 On-link           10.1.1.4          261
10.1.1.255                  255.255.255.255 On-link           10.1.1.4          261
127.0.0.0                   255.0.0.0        On-link           127.0.0.1         306
127.0.0.1                   255.255.255.255 On-link           127.0.0.1         306
127.255.255.255            255.255.255.255 On-link           127.0.0.1         306
224.0.0.0                   240.0.0.0        On-link           127.0.0.1         306
224.0.0.0                   240.0.0.0        On-link           10.1.1.4          261
255.255.255.255            255.255.255.255 On-link           127.0.0.1         306
255.255.255.255            255.255.255.255 On-link           10.1.1.4          261
=====
Persistent Routes:
None

IPv6 Route Table
=====
Active Routes:
If Metric Network Destination      Gateway
1       306   ::1/128                On-link
15      261   fe80::/64              On-link
15      261   fe80::78d4:23d5:68aa:fbca/128
On-link
1       306   ff00::/8               On-link
15      261   ff00::/8               On-link
=====
Persistent Routes:
None

C:\>
```

From Server1, you attempt to ping Server2, but you receive an error message as shown in the Error exhibit. (Click the Exhibit button.)

```
Administrator: Command Prompt

C:\>ping Server2

Pinging Server2 [192.168.1.10] with 32 bytes of data:
Request timed out.
Request timed out.
Request timed out.
Request timed out.

Ping statistics for 192.168.1.10:
    Packets: Sent = 4, Received = 0, Lost = 4 (100% loss),

C:\>
```

You need to ensure that you can successfully ping Server2 from Server1.  
What should you do on Server1?

- A. Disable Windows Firewall
- B. Modify the default gateway settings.
- C. Modify the DNS settings
- D. Modify the subnet mask.

**Correct Answer:** B

**Section:** (none)

**Explanation**

**Explanation/Reference:**

Route is used to view and modify the IP routing table.

Route Print displays a list of current routes that the host knows. Default gateways are important to make IP routing work efficiently. TCP/IP hosts rely on default gateways for most of their communication needs with hosts on remote network segments. In this way, individual hosts are freed of the burden of having to maintain extensive and continuously updated knowledge about individual remote IP network segments. Only the router that acts as the default gateway needs to maintain this level of routing knowledge to reach other remote network segments in the larger internetwork. In order for Host A on Network 1 to communicate with Host B on Network 2, Host A first checks its routing table to see if a specific route to Host B exists. If there is no specific route to Host B, Host A forwards its TCP/IP traffic for Host B to its own default gateway, IP Router 1.

**QUESTION 365**

Your network contains an Active Directory domain named contoso.com. All domain controllers run Windows Server 2012 R2. You create and enforce the default AppLocker executable rules. Users report that they can no longer execute a legacy application installed in the root of drive C. You need to ensure that the users can execute the legacy application. What should you do?

- A. Modify the action of the existing rules
- B. Create a new rule.
- C. Add an exception to the existing rules
- D. Delete an existing rule.

**Correct Answer:** B

**Section:** (none)

**Explanation**

**Explanation/Reference:**

AppLocker is a feature that advances the functionality of the Software Restriction Policies feature. AppLocker contains new capabilities and extensions that reduce administrative overhead and help administrators control how users can access and use files, such as executable files, scripts, Windows Installer files, and DLLs. By using AppLocker, you can:

Define rules based on file attributes that persist across application updates, such as the publisher name (derived from the digital signature), product name, file name, and file version. You can also create rules based on the file path and hash.

Assign a rule to a security group or an individual user.

Create exceptions to rules. For example, you can create a rule that allows all users to run all Windows binaries except the Registry Editor (Regedit.exe).

Use audit-only mode to deploy the policy and understand its impact before enforcing it. . Create rules on a staging server, test them, export them to your production environment, and then import them into a Group Policy Object.

Simplify creating and managing AppLocker rules by using Windows PowerShell cmdlets for AppLocker.

AppLocker default rules

AppLocker allows you to generate default rules for each of the rule types.

Executable default rule types:



Allow members of the local Administrators group to run all applications. Allow members of the Everyone group to run applications that are located in the Windows folder. Allow members of the Everyone group to run applications that are located in the Program Files folder. Windows Installer default rule types:

Allow members of the local Administrators group to run all Windows Installer files. Allow members of the Everyone group to run digitally signed Windows Installer files. Allow members of the Everyone group to run all Windows Installer files located in the Windows\Installer folder. Script default rule types:

Allow members of the local Administrators group to run all Windows Installer files. Allow members of the Everyone group to run digitally signed Windows Installer files. Allow members of the Everyone group to run all Windows Installer files located in the Windows\Installer folder. Script default rule types:

Allow members of the local Administrators group to run all scripts. Allow members of the Everyone group to run scripts located in the Program Files folder. Allow members of the Everyone group to run scripts located in the Windows folder. DLL default rule types:( this one can affect system performance ) Allow members of the local Administrators group to run all DLLs. Allow members of the Everyone group to run DLLs located in the Program Files folder. Allow members of the Everyone group to run DLLs located in the Windows folder. You can apply AppLocker rules to individual users or to a group of users. If you apply a rule to a group of users, all users in that group are affected by that rule. If you need to allow a subset of a user group to use an application, you can create a special rule for that subset. For example, the rule "Allow Everyone to run Windows except Registry Editor" allows everyone in the organization to run the Windows operating system, but it does not allow anyone to run Registry Editor.

The effect of this rule would prevent users such as Help Desk personnel from running a program that is necessary for their support tasks. To resolve this problem, create a second rule that applies to the Help Desk user group: "Allow Help Desk to run Registry Editor." If you create a deny rule that does not allow any users to run Registry Editor, the deny rule will override the second rule that allows the Help Desk user group to run Registry Editor.

<http://technet.microsoft.com/library/hh831440.aspx>

<http://technet.microsoft.com/en-us/library/dd759068.aspx>

<http://technet.microsoft.com/de-de/library/hh994621.aspx>

### QUESTION 366

Your network contains an Active Directory domain named contoso.com. The domain contains a server named Server1. Server1 runs Windows Server 2012 R2. You need to create 3-TB virtual hard disk (VHD) on Server1. Which tool should you use?

- A. Server Manager
- B. Diskpart
- C. New-StoragePool
- D. New-VirtualDisk

**Correct Answer: B**

**Section: (none)**

**Explanation**

**Explanation/Reference:**

### QUESTION 367

You have a server named Server1 that runs a Server Core Installation of Windows Server 2012 R2. You attach a 4-TB disk to Server1. The disk is configured as an MBR disk. You need to ensure that you can create a 4-TB volume on the disk. Which Diskpart command should you use?

- A. Automount
- B. Convert
- C. Expand

D. Attach

**Correct Answer:** B

**Section:** (none)

**Explanation**

**Explanation/Reference:**

You can use Diskpart to convert a basic disk to a dynamic disk. The basic disk can either be empty or contain either primary partitions or logical drives. The basic disk can be a data disk or system or boot drive. A MBR file structure is only capable of 2TB maximum. The disk will have to be converted to a GPT file structure. GPT is capable of 18 exabytes volumes. Convert gpt - Converts an empty basic disk with the master boot record (MBR) partition style into a basic disk with the GUID partition table (GPT) partition style. The disk may be a basic or a dynamic disk but it must not contain any valid data partitions or volumes

**QUESTION 368**

You work as a senior administrator at ENSUREPASS.com. The ENSUREPASS.com network consists of a single domain named ENSUREPASS.com. All servers on the ENSUREPASS.com network have Windows Server 2012 R2 installed.

You are running a training exercise for junior administrators. You are currently discussing the new VHD format called VHDX.

Which of the following is TRUE with regards to VHDX? (Choose all that apply.)

- A. It supports virtual hard disk storage capacity of up to 64 GB.
- B. It supports virtual hard disk storage capacity of up to 64 TB
- C. It does not provide protection against data corruption during power failures
- D. It has the ability to store custom metadata about the file that the user might want to record

**Correct Answer:** BD

**Section:** (none)

**Explanation**

**Explanation/Reference:**

The main new features of the VHDX format are:

Support for virtual hard disk storage capacity of up to 64 TB. Protection against data corruption during power failures by logging updates to the VHDX metadata structures. Improved alignment of the virtual hard disk format to work well on large sector disks.

The VHDX format also provides the following features:

Larger block sizes for dynamic and differencing disks, which allows these disks to attune to the needs of the workload.

A 4-KB logical sector virtual disk that allows for increased performance when used by applications and workloads that are designed for 4-KB sectors.

**QUESTION 369**

Your network contains an Active Directory domain named adatum.com. You create an account for a temporary employee named User1. You need to ensure that User1 can log on to the domain only between 08:00 and 18:00 from a client computer named Computer1. From which tab should you perform the configuration? To answer, select the appropriate tab in the answer area

The image shows a Windows dialog box titled "User1 Properties". The "General" tab is active, displaying a user profile for "User1". The fields are as follows:

- Member Of: (empty)
- Dial-in: (empty)
- Environment: (empty)
- Sessions: (empty)
- Remote control: (empty)
- Remote Desktop Services Profile: (empty)
- COM+: (empty)
- General: (selected)
- Address: (empty)
- Account: (empty)
- Profile: (empty)
- Telephones: (empty)
- Organization: (empty)

Fields for user information:

- First name: User1
- Initials: (empty)
- Last name: (empty)
- Display name: User1
- Description: (empty)
- Office: (empty)
- Telephone number: (empty) Other...
- E-mail: (empty)
- Web page: (empty) Other...

Buttons at the bottom: OK, Cancel, Apply, Help.

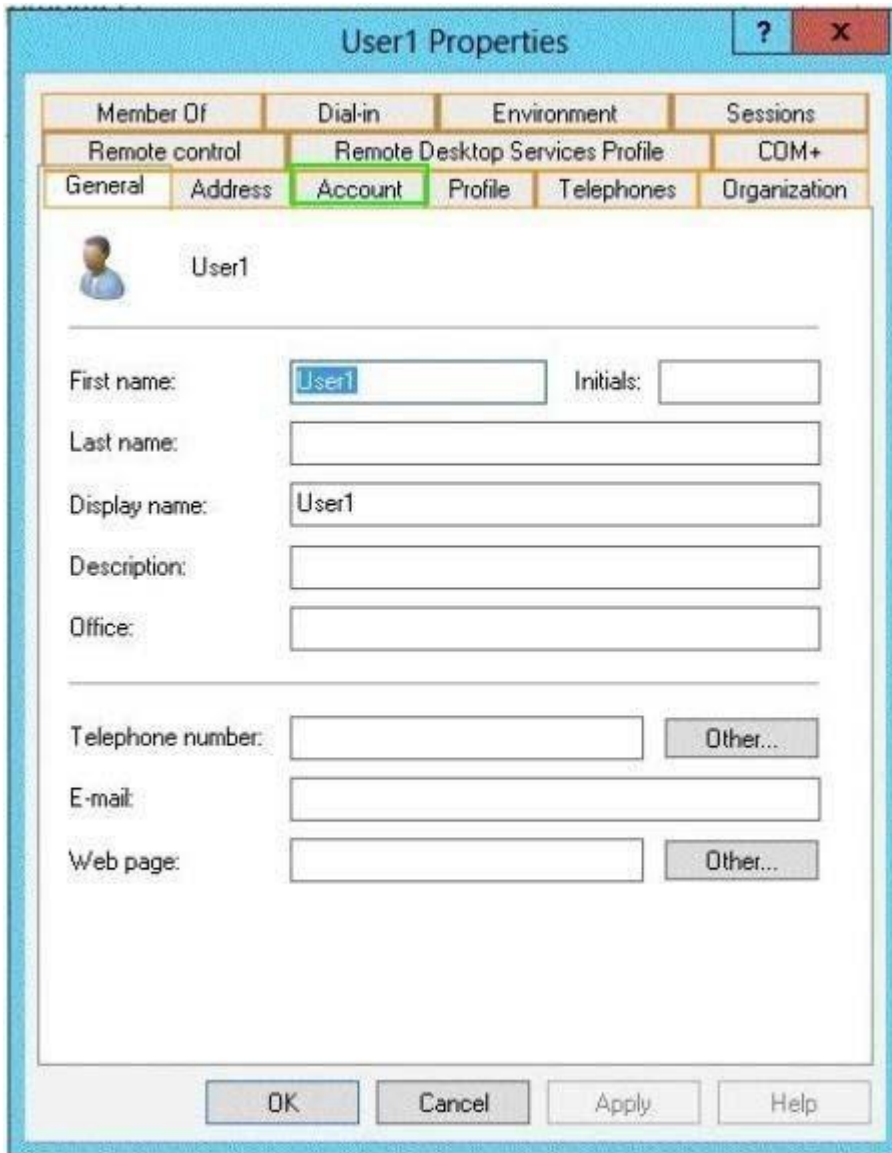
- A.
- B.
- C.
- D.

**Correct Answer:**

**Section: (none)**

**Explanation**

**Explanation/Reference:**



### QUESTION 370

Your network contains an Active Directory domain named contoso.com. The domain contains a member server named HVServer1. HVServer1 runs Windows Server 2012 and has the Hyper-V server role installed. HVServer1 hosts 10 virtual machines. All of the virtual machines connect to a virtual switch named Switch1. Switch1 is configured as a private network. All of the virtual machines have the DHCP guard and the router guard settings enabled.

You install the DHCP server role on a virtual machine named Server 1. You authorize Server1 as a DHCP server in contoso.com. You create an IP scope.

You discover that the virtual machines connected to Switch1 do not receive IP settings from Server1. You need to ensure that the virtual machines can use Server1 as a DHCP server.

What should you do?

- A. Enable MAC address spoofing on Server1.
- B. Disable the DHCP guard on all of the virtual machines that are DHCP clients.
- C. Disable the DHCP guard on Server1
- D. Enable single-root I/O virtualization (SR-IOV) on Server1

**Correct Answer: C**

**Section: (none)**

## Explanation

### Explanation/Reference:

Private virtual networks are used where you want to allow communications between virtual machine to virtual machine on the same physical server. In a block diagram, a private network is an internal network without a virtual NIC in the parent partition. A private network would commonly be used where you need complete isolation of virtual machines from external and parent partition traffic. DMZ workloads running on a leg of a tri-homed firewall, or an isolated test domain are examples where this type of network may be useful.

DHCP Guard is a feature that you can use (as the owner of the hypervisor) to prevent VMs that you do not authorize from acting as DHCP Servers. Unauthorized and Authorized is a procedural / process phrase. It is not a technical phrase or any setting that can be applied. It is the business decision to call machine authorized or not. DHCP Guard is specific to the port / vNIC of a VM. And the setting moves with the VM / vNIC.

DHCPGuard allows you to specify whether DHCP server messages coming from a VM should be dropped. For VMs that are running an authorized instance of the DHCP server role, you can turn DHCPGuard off by using the following cmdlet:

```
Set-VMNetworkAdapter - VMName MyDhcpServer1 - DhcpGuard Off
```

For all other VMs that are not authorized DHCP servers, you can prevent them from becoming a rogue

DHCP server by turning DHCPGuard on, using the following cmdlet.

```
Set-VMNetworkAdapter - VMName CustomerVM - DhcpGuard On
```

[http://technet.microsoft.com/en-us/library/jj679878.aspx#bkmk\\_dhcp](http://technet.microsoft.com/en-us/library/jj679878.aspx#bkmk_dhcp)

<http://blogs.technet.com/b/jhoward/archive/2008/06/17/hyper-v-what-are-the-uses-for-differenttypes-of-virtual-networks.aspx>

### QUESTION 371

Your network contains an Active Directory domain named contoso.com. The domain contains two servers named Server1 and Server2.

Server1 runs Windows Server 2012 R2. Server2 runs Windows Server 2008 R2 Service Pack 1 (SP1) and has the DHCP Server server role installed.

You need to manage DHCP on Server2 by using the DHCP console on Server1.

What should you do first?

- A. From Windows Firewall with Advanced Security on Server2, create an inbound rule.
- B. From Internet Explorer on Server2, download and install Windows Management Framework 3.0.
- C. From Server Manager on Server1, install a feature.
- D. From Windows PowerShell on Server2, run Enable-PSRemoting

**Correct Answer: D**

**Section: (none)**

### Explanation

### Explanation/Reference:

The Enable-PSRemoting cmdlet configures the computer to receive Windows PowerShell remote commands that are sent by using the WS-Management technology. On Windows Server 2012 R2, Windows PowerShell remoting is enabled by default. You can use Enable-PSRemoting to enable Windows PowerShell remoting on other supported versions of Windows and to re-enable remoting on Windows Server 2012 if it becomes disabled. You need to run this command only once on each computer that will receive commands. You do not need to run it on computers that only send commands. Because the configuration activates listeners, it is prudent to run it only where it is needed.

Note: (not B) You can use Server Manager to manage remote servers that are running Windows Server 2008 and Windows Server 2008 R2, but the following updates are required to fully manage these older operating systems.

/ Windows Management Framework 3.0

/ Performance Updates

Reference: Enable-PSRemoting

### QUESTION 372

Your network contains an Active Directory domain named contoso.com. All client computer accounts are in an organizational unit (OU) named AllComputers. Client computers run either Windows 7 or Windows 8.

You create a Group Policy object (GPO) named GP1.

You link GP1 to the AllComputers OU.

You need to ensure that GP1 applies only to computers that have more than 8 GB of memory.

What should you configure?

- A. The Security settings of AllComputers
- B. The Security settings of GP1
- C. The WMI filter for GP1
- D. The Block Inheritance option for AllComputers

**Correct Answer:** C

**Section:** (none)

**Explanation**

#### **Explanation/Reference:**

Windows Management Instrumentation (WMI) filters allow you to dynamically determine the scope of Group Policy objects (GPOs) based on attributes of the target computer. When a GPO that is linked to a WMI filter is applied on the target computer, the filter is evaluated on the target computer. If the WMI filter evaluates to false, the GPO is not applied (except if the client computer is running Windows Server, in which case the filter is ignored and the GPO is always applied). If the WMI filter evaluates to true, the GPO is applied. WMI filters, like GPOs, are stored on a per-domain basis. A WMI filter and the GPO it is linked to must be in the same domain.

### QUESTION 373

Your network contains an Active Directory domain named contoso.com.

An organizational unit (OU) named OU1 contains the user accounts and the computer accounts for laptops and desktop computers. A Group Policy object (GPO) named GP1 is linked to OU1. You need to ensure that the configuration settings in GP1 are applied only to the laptops in OU1. The solution must ensure that GP1 is applied automatically to new laptops that are added to OU1. What should you do?

- A. Modify the GPO Status of GP1
- B. Configure the WMI Filter of GP1.
- C. Modify the security settings of GP1.
- D. Modify the security settings of OU1.

**Correct Answer:**

**Section:** (none)

**Explanation**

#### **Explanation/Reference:**

WMI filtering

Windows Management Instrumentation (WMI) filters allow you to dynamically determine the scope of GroupPolicy objects (GPOs) based on attributes of the target computer. When a GPO that is linked to a WMI filter is applied on the target computer, the filter is evaluated on the target computer. If the WMI filter evaluates to false, the GPO is not applied (except if the client computer is running Windows Server, in which case the filter is ignored and the GPO is always applied). If the WMI filter evaluates to true, the GPO is applied.

Reference: WMI filtering using GPMC

Windows Management Instrumentation (WMI) filters allow you to dynamically determine the scope of GroupPolicy objects (GPOs) based on attributes of the target computer. When a GPO that is linked to a WMI filter is applied on the target computer, the filter is evaluated on the target computer. If the WMI filter evaluates to false, the GPO is not applied (except if the client computer is running Windows Server, in which case the filter is ignored and the GPO is always applied). If the WMI filter

evaluates to true, the GPO is applied. WMI filters, like GPOs, are stored on a per-domain basis. A WMI filter and the GPO it is linked to must be in the same domain.  
Select \* from Win32\_PhysicalMemory where FormFactor = 12  
<http://technet.microsoft.com/en-us/library/cc779036%28v=ws.10%29.aspx>

#### QUESTION 374

Your network contains two servers named Server1 and Server2 that run Windows Server 2012 R2. Server1 is a DHCP server that is configured to have a scope named Scope1. Server2 is configured to obtain an IP address automatically.

In Scope1, you create a reservation named Res\_Server2 for Server2. A technician replaces the network adapter on Server2. You need to ensure that Server2 can obtain the same IP address. What should you modify on Server1?

- A. The Advanced settings of Res\_Server2
- B. The MAC address of Res\_Server2
- C. The Network Access Protection Settings of Scope1
- D. The Name Protection settings of Scope1

**Correct Answer: B**

**Section: (none)**

**Explanation**

#### Explanation/Reference:

For clients that require a constant IP address, you can either manually configure a static IP address, or assign a reservation on the DHCP server. Reservations are permanent lease assignments that are used to ensure that a specified client on a subnet can always use the same IP address. You can use DHCP reservations for hosts that require a consistent IP address, but do not need to be statically configured. DHCP reservations provide a mechanism by which IP addresses may be permanently assigned to a specific client based on the MAC address of that client. The MAC address of a Windows client can be found running the ipconfig /all command. For Linux systems the corresponding command is ifconfig -a. Once the MAC address has been identified, the reservation may be configured using either the DHCP console or at the command prompt using the netsh tool.

#### QUESTION 375

Your network contains an Active Directory domain named contoso.com. The domain contains two servers named Server1 and Server2.

Server1 runs Windows Server 2012 R2. Server2 runs Windows Server 2008 R2 Service Pack 1 (SP1) and has the DHCP Server server role installed. You need to manage DHCP on Server2 by using the DHCP console on Server1.

What should you do first?

- A. From Windows PowerShell on Server2, run Enable-PSRemoting cmdlet
- B. From Windows PowerShell on Server1, run Install-WindowsFeature
- C. From Windows Firewall with Advanced Security on Server2, create an inbound rule.
- D. From Internet Explorer on Server2, download and install Windows Management Framework 3.0.

**Correct Answer: B**

**Section: (none)**

**Explanation**

#### Explanation/Reference:

Correct Answer: B

Explanation:

Original answer is A.

When the DHCP role is installed, it appears that the firewall rules are automatically added. This means you only need to add the DHCP Manager MMC snap-in which is a Role Administration Tool feature.

So the correct answer must be B.

#### QUESTION 376

Your network contains an Active Directory domain named contoso.com. The domain contains a member server named Server1. Server1 runs Windows Server 2012 R2 and has the DHCP Server server role installed.

You create two IPv4 scopes on Server1. The scopes are configured as shown in the following table

Scope name	IPv4 scope
Subnet1	192.168.1.0/24
Subnet2	192.168.2.0/24

The DHCP clients in Subnet1 can connect to the client computers in Subnet2 by using an IP address or a FQDN.

You discover that the DHCP clients in Subnet2 can connect to client computers in Subnet1 by using an IP address only.

You need to ensure that the DHCP clients in both subnets can connect to any other DHCP client by using a FQDN.

What should you add?

- A. The 006 DNS Servers option to Subnet2
- B. The 015 DNS Domain Name option to Subnet1
- C. The 006 DNS Servers option to Subnet1
- D. The 015 DNS Domain Name option to Subnet2

**Correct Answer:** A

**Section:** (none)

**Explanation**

**Explanation/Reference:**

#### QUESTION 377

Your network contains an Active Directory domain named contoso.com. You have a starter Group Policy object (GPO) named GPO1 that contains more than 100 settings.

You need to create a new starter GPO based on the settings in GPO1. You must achieve this goal by using the minimum amount of administrative effort.

What should you do?

- A. Run the New-GPStarterGPO cmdlet and the Copy-GPO cmdlet
- B. Create a new starter GPO and manually configure the policy settings of the starter GPO.
- C. Right-click GPO1, and then click Back Up. Create a new starter GPO. Right-click the new GPO, and then click Restore from Backup
- D. Right-click GPO1, and then click Copy. Right-click Starter GPOs, and then click Paste.

**Correct Answer:** A

**Section:** (none)

**Explanation**

**Explanation/Reference:**

The New-GPStarterGPO cmdlet creates a Starter GPO with the specified name. If the Starter GPOs folder does not exist in the SYSVOL when the New-GPStarterGPO cmdlet is called, it is created and populated with the eight Starter GPOs that ship with Group Policy.

The Copy-GPO cmdlet creates a (destination) GPO and copies the settings from the source GPO to the new GPO. The cmdlet can be used to copy a GPO from one domain to another domain within the same forest. You can specify a migration table to map security principals and paths when copying across domains. You can also specify whether to copy the access control list (ACL) from



the source GPO to the destination GPO.  
<http://technet.microsoft.com/en-us/library/ee461063.aspx>  
<http://technet.microsoft.com/en-us/library/ee461050.aspx>

### QUESTION 378

Your network contains an Active Directory domain named contoso.com. All servers run Windows Server 2012 R2. The domain contains a member server named Server1. Server1 has the File Server server role installed. On Server1, you create a share named Documents. The Documents share will contain the files and folders of all users. You need to ensure that when the users connect to Documents, they only see the files to which they have access. What should you do?

- A. Modify the NTFS permissions
- B. Modify the Share permissions
- C. Enable access-based enumeration.
- D. Configure Dynamic Access Control

**Correct Answer: C**

**Section: (none)**

**Explanation**

#### Explanation/Reference:

Access-based Enumeration is a new feature included with Windows Server 2003 Service Pack 1. This feature allows users of Windows Server 2003-Based file servers to list only the files and folders to which they have access when browsing content on the file server. This eliminates user confusion that can be caused when users connect to a file server and encounter a large number of files and folders that they cannot access. Access-based Enumeration filters the list of available files and folders on a server to include only those that the requesting user has access to. This change is important because this allows users to see only those files and directories that they have access to and nothing else. This mitigates the scenario where unauthorized users might otherwise be able to see the contents of a directory even though they don't have access to it. Access-Based Enumeration (ABE) can be enabled at the Share properties through Server Manager.

### QUESTION 379

Your network contains two subnets. The subnets are configured as shown in the following table.

Subnet name	Network IP address
LAN1	10.10.1.0/24
LAN2	10.11.1.0/24

You have a server named Server1 that runs Windows Server 2012 R2. Server1 is connected to LAN1. You run the route print command as shown in the exhibit. (Click the Exhibit button.)

```

Administrator: Windows PowerShell
PS C:\Users\Administrator.CONTOSO> route print
=====
Interface List
13...00 0c 29 b0 05 80 .....Intel(R) PRO/1000 MT Network Connection
1.....Software Loopback Interface 1
12...00 00 00 00 00 00 e0 Microsoft Teredo Tunneling Adapter
15...00 00 00 00 00 00 e0 Microsoft ISATAP Adapter #2
=====

IPv4 Route Table
=====
Active Routes:
Network Destination        Netmask          Gateway          Interface        Metric
-----
0.0.0.0                    0.0.0.0          10.10.1.0        10.10.1.10       442
10.10.1.0                  255.255.255.0   On-link          10.10.1.10       266
10.10.1.10                 255.255.255.255 On-link          10.10.1.10       266
10.10.1.255                255.255.255.255 On-link          10.10.1.10       266
127.0.0.0                  255.0.0.0        On-link          127.0.0.1        306
127.0.0.1                  255.255.255.255 On-link          127.0.0.1        306
127.255.255.255           255.255.255.255 On-link          127.0.0.1        306
192.168.2.0                255.255.255.0   On-link          10.10.1.10       266
192.168.2.10              255.255.255.255 On-link          10.10.1.10       266
192.168.2.255             255.255.255.255 On-link          10.10.1.10       266
224.0.0.0                  240.0.0.0        On-link          127.0.0.1        306
224.0.0.0                  240.0.0.0        On-link          10.10.1.10       266
255.255.255.255           255.255.255.255 On-link          127.0.0.1        306
255.255.255.255           255.255.255.255 On-link          10.10.1.10       266
=====
Persistent Routes:
Network Address            Netmask          Gateway Address  Metric
-----
0.0.0.0                    0.0.0.0          10.10.1.0        432
=====

IPv6 Route Table
=====
Active Routes:
If Metric Network Destination      Gateway
-----
1 306 ::1/128 On-link
1 306 ff00::/8 On-link
=====
Persistent Routes:
None
PS C:\Users\Administrator.CONTOSO>

```

You need to ensure that Server1 can communicate with the client computers on LAN2. What should you do?

- A. Change the default gateway address
- B. Set the state of the Teredo interface to disable
- C. Change the metric of the 10.10.1.0 route
- D. Set the state of the Microsoft ISATAP Adapter #2 interface to disable

**Correct Answer:** A  
**Section:** (none)  
**Explanation**

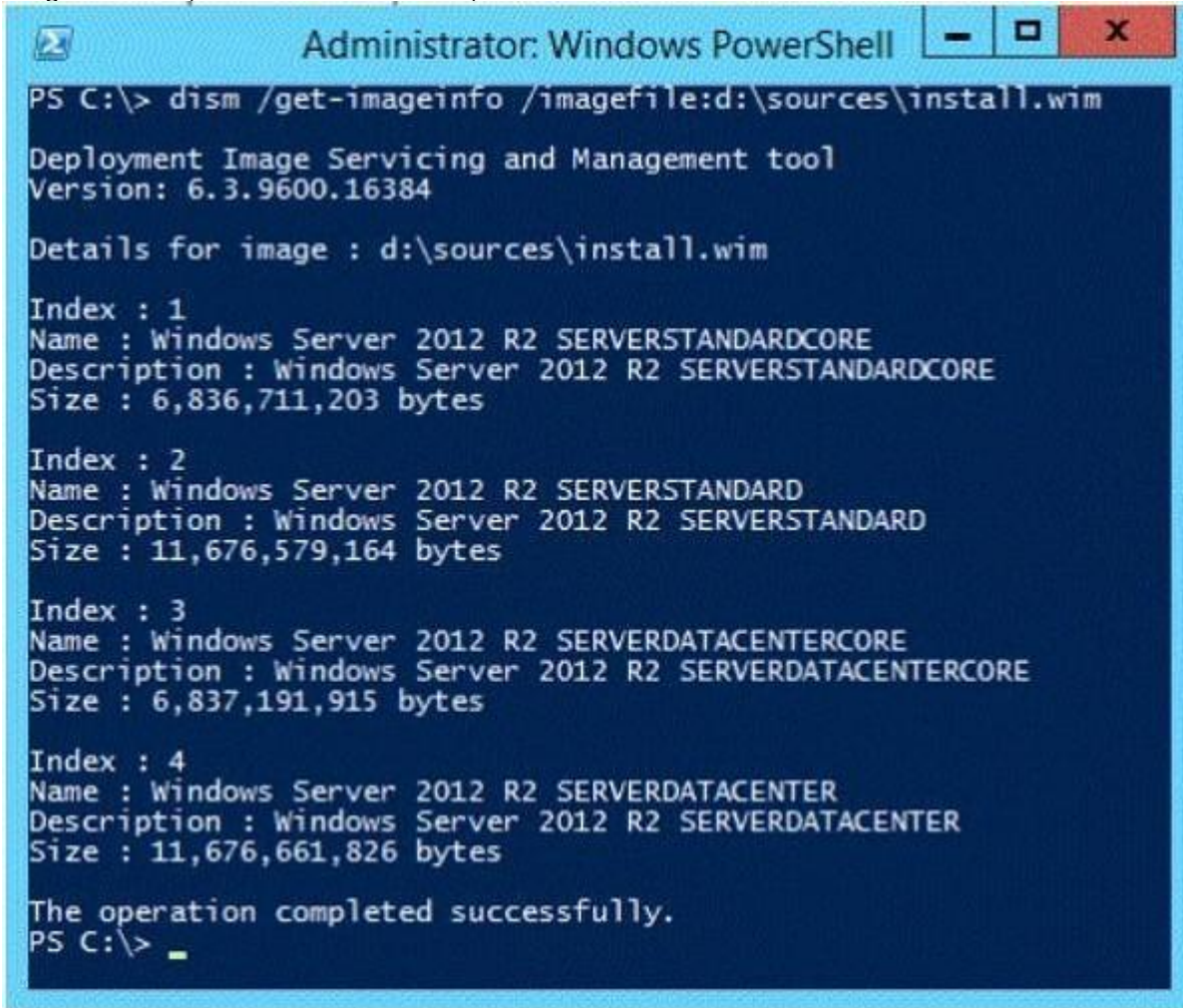
**Explanation/Reference:**  
 general, the first and last addresses in a subnet are used as the network identifier and broadcast address, respectively. All other addresses in the subnet can be assigned to hosts on that subnet.

For example, IP addresses of networks with subnet masks of at least 24 bits ending in .0 or .255 can never be assigned to hosts. Such "last" addresses of a subnet are considered "broadcast" addresses and all hosts on the corresponding subnet will respond to it.

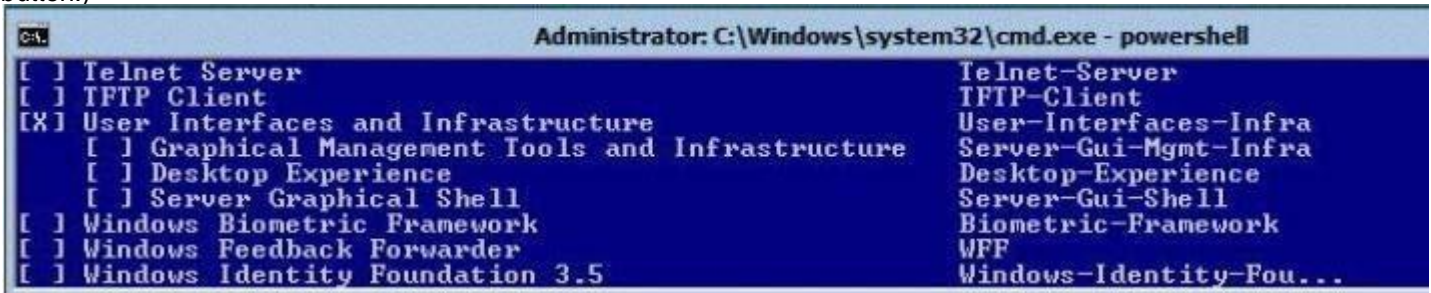
**QUESTION 380**

You have a server named Server1 that runs a Server Core Installation of Windows Server 2012 R2 Datacenter.

You have a WIM file that contains the four images of Windows Server 2012 R2 as shown in the Images exhibit. (Click the Exhibit button.)



You review the installed features on Server1 as shown in the Features exhibit. (Click the Exhibit button.)



You need to install the Server Graphical Shell feature on Server1.

Which two possible sources can you use to achieve this goal? (Each correct answer presents a complete solution. Choose two.)

- A. Index 1
- B. 2
- C. 3
- D. 4

**Correct Answer:** BD

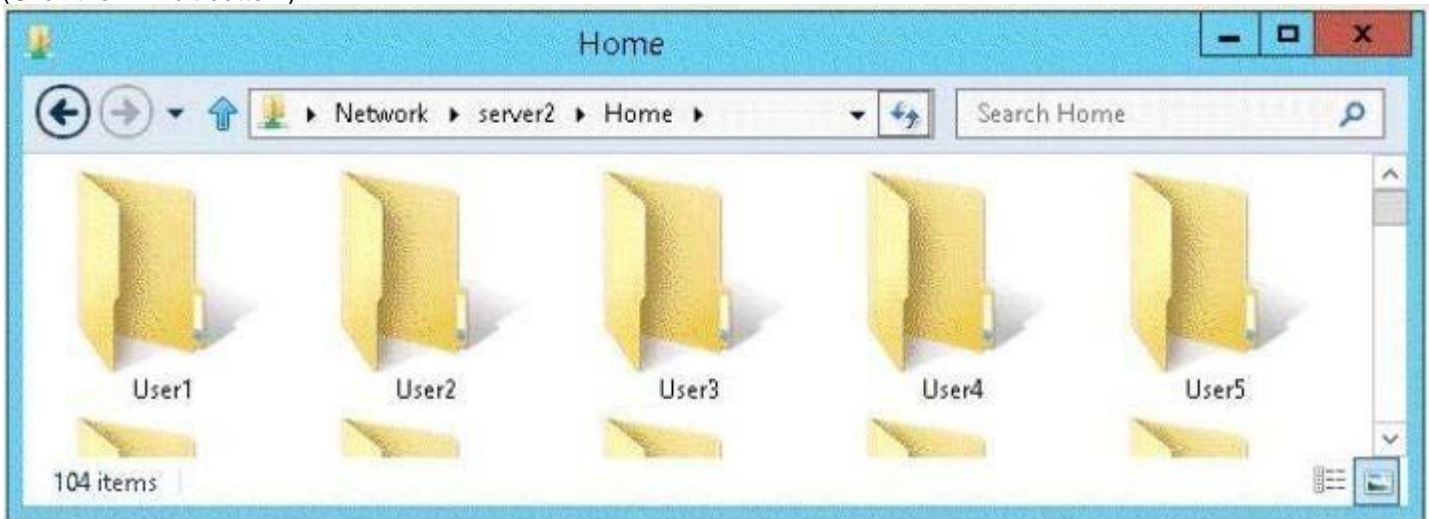
**Section:** (none)

**Explanation**

**Explanation/Reference:**

**QUESTION 381**

Your network contains an Active Directory domain named adatum.com. The domain contains a file server named Server2 that runs Windows Server 2012 R2. Server2 contains a shared folder named Home. Home contains the home folder of each user. All users have the necessary permissions to access only their home folder. A user named User1 opens the Home share as shown in the exhibit. (Click the Exhibit button.)



You need to ensure that all users see only their own home folder when they access Home. What should you do from Server2?

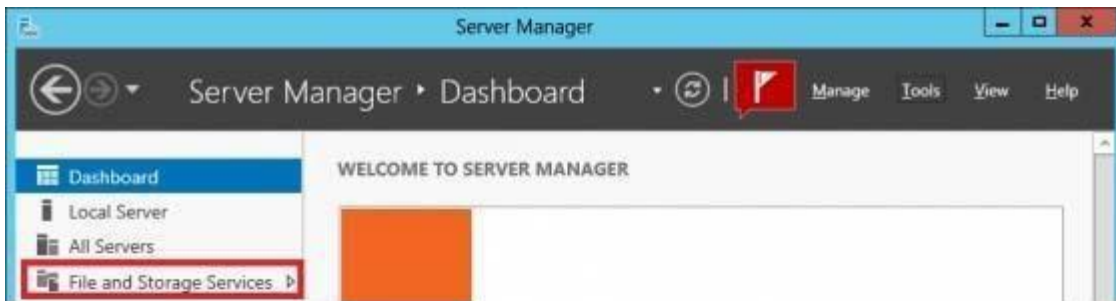
- A. From Windows Explorer, modify the properties of Home
- B. From Server Manager, modify the properties of the volume that contains Home
- C. From Windows Explorer, modify the properties of the volume that contains Home.
- D. From Server Manager, modify the properties of Home

**Correct Answer:** D

**Section:** (none)

**Explanation**

**Explanation/Reference:**



**QUESTION 382**

You plan to deploy a DHCP server that will support four subnets. The subnets will be configured as shown in the following table

Subnet name	Number of hosts
Subnet1	100
Subnet2	45
Subnet3	800
Subnet4	300

You need to identify which network ID you should use for each subnet. What should you identify? To answer, drag the appropriate network ID to the each subnet in the answer area.

Network IDs	Answer Area	
172.23.1.0/26	Subnet1	Network ID
172.23.8.0/22	Subnet2	Network ID
172.23.16.0/25	Subnet3	Network ID
172.23.128.0/23	Subnet4	Network ID

- A.
- B.
- C.
- D.

**Correct Answer:**  
**Section: (none)**  
**Explanation**

**Explanation/Reference:**

Network IDs	Answer Area	
172.23.1.0/26	Subnet1	172.23.16.0/25
172.23.8.0/22	Subnet2	172.23.1.0/26
172.23.16.0/25	Subnet3	172.23.8.0/22
172.23.128.0/23	Subnet4	172.23.128.0/23

**QUESTION 383**

You have a server named Server 1. Server1 runs Windows Server 2012 R2. Server1 has a thin provisioned disk named Disk1. You need to expand Disk1. Which two actions should you perform? (Each correct answer presents part of the solution. Choose two.)

- A. From File and Storage Services, extend Disk1
- B. From File and Storage Services, add a physical disk to the storage pool.
- C. From Disk Management, extend the volume
- D. From Disk Management, delete the volume, create a new volume, and then format the volume
- E. From File and Storage Services, detach Disk1

**Correct Answer:** AB

**Section: (none)**

**Explanation**

**Explanation/Reference:**

Step 1 (B): if required add physical disk capacity.

Step 2 (A): Dynamically extend the virtual disk (not volume). Windows Server 2012 Storage Space subsystem now virtualizes storage by abstracting multiple physical disks into a logical construct with specified capacity. The process is to group selected physical disks into a container, the so-called storage pool, such that the total capacity collectively presented by those associated physical disks can appear and become manageable as a single and seemingly continuous space. Subsequently a storage administrator creates a virtual disk based on a storage pool, configure a storage layout which is essentially a RAID level, and expose the storage of the virtual disk as a drive letter or a mapped folder in Windows Explorer

**QUESTION 384**

Your network contains an Active Directory domain named contoso.com. The domain contains a member server named HVServer1. HVServer1 runs Windows Server 2012 R2 and has the Hyper-V server role installed.

HVServer1 hosts two virtual machines named Server1 and Server2. Both virtual machines connect to a virtual switch named Switch1.

On Server2, you install a network monitoring application named App1.

You need to capture all of the inbound and outbound traffic to Server1 by using App1.

Which two commands should you run from Windows PowerShell? (Each correct answer presents part of the solution. Choose two.)

- A. Get-VM "Server2" | Set-VMNetworkAdapter -lovWeight 1
- B. Get-VM "Server1" | Set-VMNetworkAdapter -Allow/Teaming On
- C. Get-VM "Server1" | Set-VMNetworkAdapter -PortMirroring Source
- D. Get-VM "Server2" | Set-VMNetworkAdapter -PortMirroring Destination
- E. Get-VM "Server1" | Set-VMNetworkAdapter -lovWeight 0
- F. Get-VM "Server2" | Set-VMNetworkAdapter-AllowTeaming On

**Correct Answer:** CD

**Section: (none)**

**Explanation**

**Explanation/Reference:**

C: Catching the traffic from Server1

D: Catching the traffic to Server1.

Note:

\* Get-VM

Gets the virtual machines from one or more Hyper-V hosts.

-ComputerName<String[]>

Specifies one or more Hyper-V hosts from which virtual machines are to be retrieved. NetBIOS names, IP addresses, and fully-qualified domain names are allowable. The default is the local computer -- use "localhost" or a dot (".") to specify the local computer explicitly.

\* Set-VMNetworkAdapter

Configures features of the virtual network adapter in a virtual machine or the management operating system.

\* -PortMirroring<VMNetworkAdapterPortMirroringMode>

Specifies the port mirroring mode for the network adapter to be configured. Allowed values are None, Source, and Destination. If a virtual network adapter is configured as Source, every packet it sends or receives is copied and forwarded to a virtual network adapter configured to receive the packets. If a virtual network adapter is configured as Destination, it receives copied packets from the source virtual network adapter. The source and destination virtual network adapters must be connected to the same virtual switch. Specify None to disable the feature.

Reference: Set-VMNetworkAdapter; Get-VM

<http://technet.microsoft.com/en-us/library/hh848479%28v=wps.620%29.aspx>

### QUESTION 385

Your network contains an Active Directory forest. The forest contains a single domain named contoso.com. The domain contains four domain controllers. The domain controllers are configured as shown in the following table.

Name	Operating system	Configuration
DC1	Windows Server 2008 R2	Domain naming master Schema master Global catalog
DC2	Windows Server 2012	PDC emulator Global catalog
DC3	Windows Server 2008 R2	Infrastructure master
DC4	Windows Server 2012	RID master Global catalog

You plan to deploy a new domain controller named DC5 in the contoso.com domain. You need to identify which domain controller must be online to ensure that DC5 can be promoted successfully to a domain controller. Which domain controller should you identify?

- A. DC1
- B. 2
- C. 3
- D. 4

**Correct Answer: D**

**Section: (none)**

**Explanation**

#### Explanation/Reference:

Relative ID (RID) Master:

Allocates active and standby RID pools to replica domain controllers in the same domain. (corp.contoso.com) Must be online for newly promoted domain controllers to obtain a local RID pool that is required to advertise or when existing domain controllers have to update their current or standby RID pool allocation. The RID master is responsible for processing RID pool requests from all domain controllers in a particular domain. When a DC creates a security principal object such as a user or group, it attaches a unique Security ID (SID) to the object. This SID consists of a domain SID (the same for all SIDs created in a domain), and a relative ID (RID) that is unique for each security principal SID created in a domain. Each DC in a domain is allocated a pool of RIDs that it is allowed to assign to the security principals it creates. When a DC's allocated RID pool falls below a threshold, that DC issues a request for additional RIDs to the domain's RID master. The domain RID master responds to the request by retrieving RIDs from the domain's unallocated RID pool and assigns them to the pool of the requesting DC. At any one time, there can be only one domain controller acting as the RID master in the domain.

### QUESTION 386

Your network contains an Active Directory domain named adatum.com. The domain contains a member server named LON-DC1. LON-DC1 runs Windows Server 2012 R2 and has the DHCP Server server role installed.

The network contains 100 client computers and 50 IP phones. The computers and the phones are from the same vendor. You create an IPv4 scope that contains addresses from 172.16.0.1 to 172.16.1.254.

You need to ensure that the IP phones receive IP addresses in the range of 172.16.1.100 to 172.16.1.200. The solution must minimize administrative effort.

What should you create?



- A. Server level policies
- B. Filters
- C. Reservations
- D. Scope level policies

**Correct Answer:** D

**Section:** (none)

**Explanation**

**Explanation/Reference:**

When a client matches the conditions of a policy, the DHCP server responds to the clients based on the settings of a policy.

Settings associated to a policy can be an IP address range and/or options.

An administrator could configure the policy to provide an IP address from a specified sub-range within the overall IP address range of the scope.

You can also provide different option values for clients satisfying this policy.

Policies can be defined server wide or for a specific scope.

A server wide policy – on the same lines as server wide option values – is applicable to all scopes on the DHCP server.

A server wide policy however cannot have an IP address range associated with it.

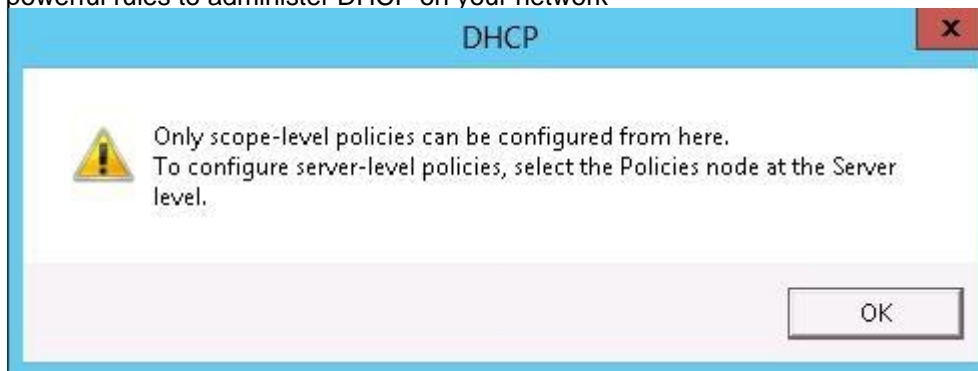
There are a couple of ways to segregate clients based on the type of device. One way to do this is by using vendor class/identifier.

This string sent in option 60 by most DHCP clients identifies the vendor and thereby the type of the device.

Another way to segregate clients based on device type is by using the MAC address prefix. The first three bytes of a MAC address is called OUI and identify the vendor or manufacturer of the device. By creating DHCP policies with conditions based on Vendor Class or MAC address prefix, you can now segregate the clients in your subnet in such a way, that devices of a specific type get an IP address only from a specified IP address range within the scope. You can also give different set of options to these clients.

In conclusion, DHCP policies in Windows Server 2012 R2 enable grouping of clients/devices using the different criteria and delivering targeted network configuration to them.

Policy based assignment in Windows Server 2012 R2 DHCP allows you to create simple yet powerful rules to administer DHCP on your network



**QUESTION 387**

Your network contains an Active Directory domain named contoso.com. The domain contains a server named Server1 that runs Windows Server 2012 R2. Server1 contains a virtual machine named VM1 that runs Windows Server 2012 R2.

You need to ensure that a user named User1 can install Windows features on VM1. The solution must minimize the number of permissions assigned to User1.

To which group should you add User1?

- A. Administrators on VM1

- B. Power Users on VM1
- C. Hyper-V Administrators on Server1
- D. Server Operators on Server1

**Correct Answer:** A

**Section:** (none)

**Explanation**

**Explanation/Reference:**

Explanation:

In Windows Server 2012 R2, the Server Manager console and Windows PowerShell-cmdlets for ServerManager allow installation of roles and features to local or remote servers, or offline virtual hard disks (VHDs).

You can install multiple roles and features on a single remote server or offline VHD in a single Add Roles andFeatures Wizard or Windows PowerShell session. You must be logged on to a server as an administrator to install or uninstall roles, role services, andfeatures. If you are logged on to the local computer with an account that does not have administrator rights onyour target server, rightclick the target server in the Servers tile, and then click Manage As to provide anaccount that has administrator rights. The server on which you want to mount an offline VHD must be added toServer Manager, and you must have Administrator rights on that server.

<http://technet.microsoft.com/en-us/library/hh831809.aspx>

#### **QUESTION 388**

Your network contains a server named Server1 that runs Windows Server 2012 R2. Server1 is a member of a workgroup. You need to configure a local Group Policy on Server1 that will apply only to non- administrators.

Which tool should you use?

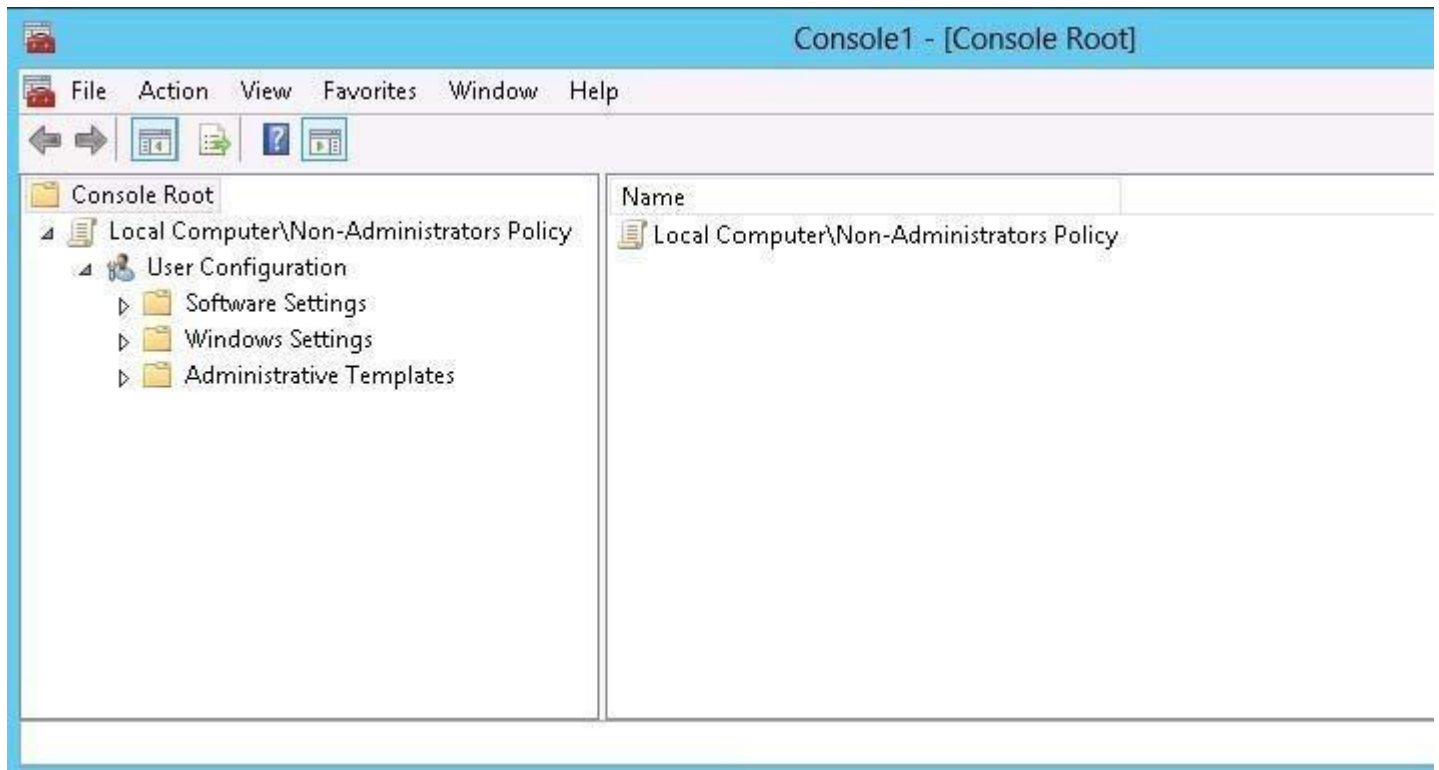
- A. Server Manager
- B. Group Policy Management Editor
- C. Group Policy Management
- D. Group Policy Object Editor

**Correct Answer:** D

**Section:** (none)

**Explanation**

**Explanation/Reference:**



### QUESTION 389

Your network contains a Hyper-V host named Hyperv1 that runs Windows Server 2012 R2.

Hyperv1 has a virtual switch named Switch1.

You replace all of the network adapters on Hyperv1 with new network adapters that support singleroot I/O virtualization (SR-IOV). You need to enable SR-IOV for all of the virtual machines on Hyperv1. Which two actions should you perform? (Each correct answer presents part of the solution. Choose two.)

- A. On each virtual machine, modify the Advanced Features settings of the network adapter
- B. Modify the settings of the Switch1 virtual switch
- C. Delete, and then recreate the Switch1 virtual switch
- D. On each virtual machine, modify the BIOS settings
- E. On each virtual machine, modify the Hardware Acceleration settings of the network adapter

**Correct Answer:** CE

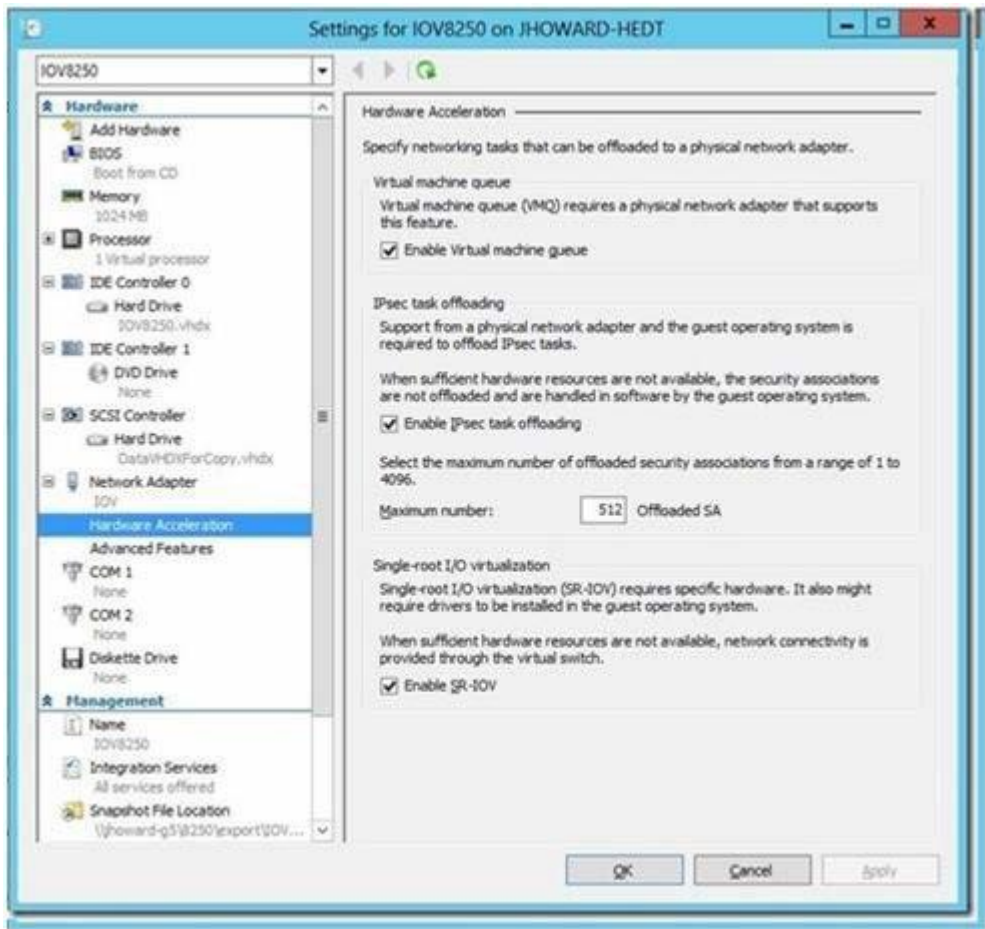
**Section:** (none)

**Explanation**

#### Explanation/Reference:

The first step when allowing a virtual machine to have connectivity to a physical network is to create an external virtual switch using Virtual Switch Manager in Hyper-V Manager. The additional step that is necessary when using SR-IOV is to ensure the checkbox is checked when the virtual switch is being created. It is not possible to change a "non SR-IOV mode" external virtual switch into an "SR-IOV mode" switch. The choice must be made a switch creation time.

E: Once a virtual switch has been created, the next step is to configure a virtual machine. SR-IOV in Windows Server "8" is supported on x64 editions of Windows "8" as a guest operating system (as in Windows "8" Server, and Windows "8" client x64, but not x86 client). We have rearranged the settings for a virtual machine to introduce sub-nodes under a network adapter, one of which is the hardware acceleration node. At the bottom is a checkbox to enable SR-IOV.



Note:

\* Steps:

/ SR-IOV must be enabled on virtual switch

/ Install additional network drivers in the guest OS

/ Enable SR-IOV within the VMs through Hyper-V Manager

\* Single Root I/O Virtualization (SR-IOV) is a standard introduced by the PCI-SIG that owns and manages PCI specifications as open industry standards.

SR-IOV enables network traffic to bypass the software switch layer of the Hyper-V Virtualization stack to reduce the I/O overhead in this layer. It allows an SR-IOV virtual function of a physical network adapter to be assigned directly to a virtual machine to increase network throughput by reducing latency. Host CPU overhead also get reduced for processing network traffic

### QUESTION 390

Your network contains an Active Directory domain named contoso.com. The domain contains a server named Server1 that runs Windows Server 2012 R2 and has the Remote Access server role installed.

A user named User1 must connect to the network remotely. The client computer of User1 requires Challenge Handshake Authentication Protocol (CHAP) for remote connections. CHAP is enabled on Server1.

You need to ensure that User1 can connect to Server1 and authenticate to the domain. What should you do from Active Directory Users and Computers?

- From the properties of Server1, select Trust this computer for delegation to any service (Kerberos only).
- From the properties of Server1, assign the Allowed to Authenticate permission to User1.
- From the properties of User1, select Use Kerberos DES encryption types for this account.
- From the properties of User1, select Store password using reversible encryption

**Correct Answer:** D

**Section:** (none)

**Explanation**

**Explanation/Reference:**

The Store password using reversible encryption policy setting provides support for Applications that use protocols that require the user's password for authentication. Storing encrypted passwords in a way that is reversible means that the encrypted passwords can be decrypted. A knowledgeable attacker who is able to break this encryption can then log on to network resources by using the compromised account. For this reason, never enable Store password using reversible encryption for all users in the domain unless Application requirements outweigh the need to protect password information. If you use the Challenge Handshake Authentication Protocol (CHAP) through remote access or Internet Authentication Services (IAS), you must enable this policy setting. CHAP is an authentication protocol that is used by remote access and network connections.

Digest Authentication in Internet Information Services (IIS) also requires that you enable this policy setting. If your organization uses CHAP through remote access or IAS, or Digest Authentication in IIS, you must configure this policy setting to Enabled. This presents a security risk when you apply the setting through Group Policy on a user-by-user basis because it requires the appropriate user account object to be opened in Active Directory Users and Computers.

